



Quickie QRi
February 2024
 EIR5

Mark For:

Submitting for: Quote Order

Date: _____
 Dealer Acct #: _____
 Dealer: _____
 Dealer Contact: _____
 Dealer Address: _____
 Dealer City: _____ PR: _____ PC: _____
 Dealer Phone: () Fax: ()
 Confirmation Email: _____
 Confirm Via: Fax Email

PO#: _____

ADDITIONAL SHIPPING INFORMATION

Ship To: _____
 Attention: _____
 Address: _____
 Address: _____
 Ship To City: _____ PR: _____ PC: _____
 Ship To Phone: () Fax: ()

✓	Option #	Definition	Price	✓	Option #	Definition	Price
1. FRAME STYLE & SETUP							

Base Model

<input type="checkbox"/>	202WM81	QRi (265 lbs) <i>Classic Frame Style</i>	\$2,968.00
--------------------------	---------	---	------------

Transit

<input type="checkbox"/>	202TO1	Transit	NC
--------------------------	--------	---------	----

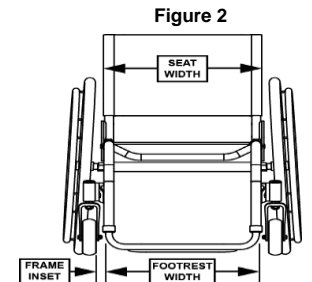
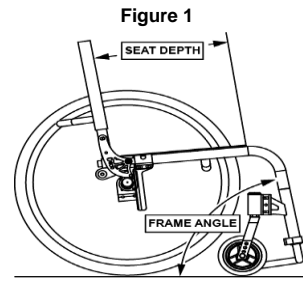
Frame Angle (see Figure 1)

<input type="checkbox"/>	202FA1	75°	NC
<input type="checkbox"/>	202FA8	80°	NC
<input type="checkbox"/>	202FA2	85°	NC

Frame Inset Per Side (See Figure 2)

<input type="checkbox"/>	202FF1	0"	NC
<input type="checkbox"/>	202FF2	1" (N/A w/ 12" wide)	NC

Frame Inset	Footrest Width
0	Subtract 0 from Frame Width
1"	Subtract 2" from Frame Width



Seat Width

Measure from outside of seat tube to outside of opposite seat tube.

<input type="checkbox"/>	202S3	12"	NC
<input type="checkbox"/>	202S4	13"	NC
<input type="checkbox"/>	202S5	14"	NC
<input type="checkbox"/>	202S6	15"	NC
<input type="checkbox"/>	202S7	16"	NC
<input type="checkbox"/>	202S8	17"	NC
<input type="checkbox"/>	202S9	18"	NC
<input type="checkbox"/>	202S10	19"	NC
<input type="checkbox"/>	202S48	20"	\$303.00

Seat Depth

Measures from front of back post to front edge of seat sling. Seat sling will be 1" shorter than depth ordered, but actual seat depth will remain the same as ordered.

<input type="checkbox"/>	202SD5	12"	NC
<input type="checkbox"/>	202SD6	13"	NC
<input type="checkbox"/>	202SD7	14"	NC
<input type="checkbox"/>	202SD8	15"	NC
<input type="checkbox"/>	202SD9	16"	NC
<input type="checkbox"/>	202SD10	17"	NC
<input type="checkbox"/>	202SD11	18"	NC
<input type="checkbox"/>	202SD12	19"	\$303.00
<input type="checkbox"/>	202SD13	20"	\$303.00

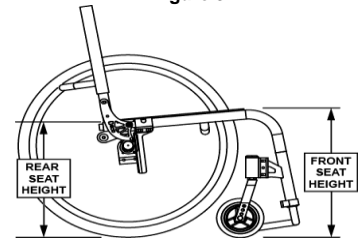
✓ Option # Definition Price ✓ Option # Definition Price

2. FRONT SEAT HEIGHT SET UP

Front Seat Height							
See Figure 3							
<input type="checkbox"/>	202SH12	15.0"	NC	<input type="checkbox"/>	145SH20	18.5"	NC
<input type="checkbox"/>	202SH13	15.5"	NC	<input type="checkbox"/>	145SH21	19.0"	NC
<input type="checkbox"/>	202SH14	16.0"	NC	<input type="checkbox"/>	145SH23	19.5"	NC
<input type="checkbox"/>	202SH15	16.5"	NC	<input type="checkbox"/>	145SH24	20.0"	NC
<input type="checkbox"/>	202SH16	17.0"	NC				
<input type="checkbox"/>	202SH17	17.5"	NC				
<input type="checkbox"/>	202SH18	18.0"	NC				

Frame Depth	Max Seat Squeeze
12"/13"	2.5"
14"/15"	3.0"
16"/17"	3.5"
18"/19"	4.0"
20"	4.5"

Figure 3



Caster Wheels			
<input type="checkbox"/>	202CW3	4" Low Profile Polyurethane	NC
<input type="checkbox"/>	202CW44	4" x 1.25" Semi Pneumatic	NC
<input type="checkbox"/>	202CW64	4" x 1.5" Aluminum Soft Roll	\$108.00
<input type="checkbox"/>	202CW5	5" Low Profile Polyurethane	NC
<input type="checkbox"/>	202CW65	5" x 1" Aluminum Polyurethane	\$124.00
<input type="checkbox"/>	202CW7	5" x 1.5" Semi Pneumatic	\$108.00
<input type="checkbox"/>	202CW66	5" x 1.5" Aluminum Soft Roll	\$108.00
<input type="checkbox"/>	202CW34	6" Polyurethane	NC
<input type="checkbox"/>	202CW35	6" x 1.5" Semi Pneumatic	\$108.00
<input type="checkbox"/>	202CW68	6" x 1.5" Aluminum Soft Roll	\$108.00

Caster Fork			
<i>Frog Legs N/A w/ 6" casters</i>			
<input type="checkbox"/>	202CF26	Standard	NC
<input type="checkbox"/>	202CF53	Frog Legs 0 weight to 100 lbs	\$566.00
<input type="checkbox"/>	202CF54	Frog Legs 101 lbs weight to 190 lbs	\$566.00
<input type="checkbox"/>	202CF55	Frog Legs 191 lbs weight to 265 lbs	\$566.00

3. FOOTPLATE OPTIONS

Footrest			
<i>Leg strap not included, see Footplate Option section</i>			
<input type="checkbox"/>	202F308	Aluminum Tubular	NC
<input type="checkbox"/>	202F309	Aluminum Tubular w/ Snap on Cover	\$42.00
<input type="checkbox"/>	202F310	Aluminum Platform (Ang. Adj.)	\$150.00

Footrest Options			
<input type="checkbox"/>	202DI19	Leg Strap	\$60.00
<input type="checkbox"/>	202A129	Extra Leg Strap	\$82.00
<input type="checkbox"/>	202DI06	Positioning Plates for Platform Footrest	\$77.00
<input type="checkbox"/>	202A500	Gel Cover Hanger/Frame	\$160.00

Adaptive Platform Spacer			
<i>N/A with Tubular Footrest</i>			
<input type="checkbox"/>	202AD1	Adaptive Platform 2" Spacer	\$179.00
<input type="checkbox"/>	202AD2	Adaptive Platform 4" Spacer	\$179.00
<input type="checkbox"/>	202AD3	Adaptive Platform 6" Spacer	\$179.00

Tubular and Platform Footrest Caster/Fork Availability

	Caster	Fork	Inset	
			0"	1"
75° Frame Angle	4	Standard Fork		
		Frog Legs		
	5	Standard Fork		
80° Frame Angle	4	Standard Fork		
		Frog Legs		
	5	Standard Fork		
85° Frame Angle	4	Standard Fork		
		Frog Legs		
	5	Standard Fork		
6	4	Standard Fork		
		Frog Legs		
	5	Standard Fork		
6	4	Standard Fork		
		Frog Legs		
	5	Standard Fork		
6	4	Standard Fork		
		Frog Legs		
	5	Standard Fork		
6	4	Standard Fork		
		Frog Legs		
	5	Standard Fork		
6	4	Standard Fork		
		Frog Legs		
	5	Standard Fork		

N/A w/ 1.5 = N/A with the 1.5" wide caster. Blank = available. No Go's may still apply that are not listed based on actual configuration of the chair.

Lower Leg Length Range						
Frame Angle	Footrest Type	Range	FSH Range 15"-17"		FSH Range 17.5"-20"	
			Inset	0"	1"	0"
75°	Platform	Min	12.3	12.3	14.3	14.3
		Max	16.0	16.0	18.0	18.0
	Tubular	Min	12.3	12.3	14.3	14.3
		Max	15.5	15.5	17.5	17.5
	Long Platform and Tubular	Min	12.3	13.9	14.3	14.3
		Max	17.5	17.5	19.5	19.5
80°	Platform	Min	12.2	12.1	14.2	14
		Max	16.1	16.1	18.1	18.1
	Tubular	Min	12.2	12.2	14.2	14.2
		Max	15.6	15.6	17.6	17.6
	Long Platform and Tubular	Min	12.2	14.2	14.2	14.2
		Max	17.8	17.8	19.8	19.8
85°	Platform	Min	12.2	12.5	14.2	14
		Max	16.1	16.1	18.1	18.1
	Tubular	Min	12.2	12.5	14.2	14.2
		Max	15.5	15.5	17.5	17.5
	Long Platform and Tubular	Min	12.2	14.5	14.2	14.5
		Max	17.7	17.7	19.7	19.7

Quote or order acknowledgement will display standard or long footrest used with configuration of chair. Subtract appropriate length if using platform spacers.

✓	Option #	Definition	Price	✓	Option #	Definition	Price
4. REAR SEAT HEIGHT SET UP							

Rear Seat Height			
<i>14" and 14.5" only available w/ 22" rear wheels</i>			
<input type="checkbox"/>	202RH13	14.0"	NC
<input type="checkbox"/>	202RH14	14.5"	NC
<input type="checkbox"/>	202RH15	15.0"	NC
<input type="checkbox"/>	202RH16	15.5"	NC
<input type="checkbox"/>	202RH17	16.0"	NC
<input type="checkbox"/>	202RH18	16.5"	NC
<input type="checkbox"/>	202RH19	17.0"	NC
<input type="checkbox"/>	202RH26	17.5"	NC
<input type="checkbox"/>	202RH20	18.0"	NC
<input type="checkbox"/>	202RH27	18.5"	NC
<input type="checkbox"/>	202RH21	19.0"	NC
<input type="checkbox"/>	202RH37	19.5"	NC
<input type="checkbox"/>	202RH22	20.0"	NC

Rear Wheel Size			
<i>Ultra Lightweight Wheels only available with aluminum anodized handrim</i>			
<i>Contact Built 4 Me for Spinergy color options</i>			
<input type="checkbox"/>	202RW8	22" Mag Wheel	NC
<input type="checkbox"/>	202RW1	24" Mag Wheel	NC
<input type="checkbox"/>	202RW91	22" Lite Spoke Wheel	\$315.00
<input type="checkbox"/>	202RW92	24" Lite Spoke Wheel	NC
<input type="checkbox"/>	202RW93	25" Lite Spoke Wheel	NC
<input type="checkbox"/>	202RW94	26" Lite Spoke Wheel	\$124.00
<input type="checkbox"/>	202RW06	22" Ultra Lightweight Spoke Wheel 2.0	\$352.00
<input type="checkbox"/>	202RW10	24" Ultra Lightweight Spoke Wheel 2.0	\$352.00
<input type="checkbox"/>	202RW16	25" Ultra Lightweight Spoke Wheel 2.0	\$352.00
<input type="checkbox"/>	202RW28	22" Spinergy SPOX Black	\$851.00
<input type="checkbox"/>	202RW95	24" Spinergy SPOX Black	\$851.00
<input type="checkbox"/>	202RW96	25" Spinergy SPOX Black	\$851.00
<input type="checkbox"/>	202RW97	26" Spinergy SPOX Black	\$851.00
<input type="checkbox"/>	202RW32	22" Spinergy LX Black	\$1,095.00
<input type="checkbox"/>	202RW98	24" Spinergy LX Black	\$1,095.00
<input type="checkbox"/>	202RW99	25" Spinergy LX Black	\$1,095.00
<input type="checkbox"/>	202RW40	26" Spinergy LX Black	\$1,095.00

Rear Wheel Tire			
<i>See Availability Matrix</i>			
<input type="checkbox"/>	202RT1	Pneumatic	NC
<input type="checkbox"/>	202RT2	Pneumatic w/ Airless Insert	\$243.00
<input type="checkbox"/>	202RT3	Full Poly	NC
<input type="checkbox"/>	202RT6	High-Pressure Clincher	\$103.00
<input type="checkbox"/>	202RT27	Knobby V- Trak	\$119.00
<input type="checkbox"/>	202RT21	Schwalbe Marathon Plus Evolution	\$155.00
<input type="checkbox"/>	202RT38	SHOX Performance Poly	\$144.00

Short Axle Plate/Wheel Size Matrix				
Rear Seat to Floor Height	22"	24"	25"	26"
	14.0			
	14.5	15.0	15.0	16.0
	16.0	15.5	15.5	17.5
	16.5	17.0	17.0	18.0
	17.0	17.5	17.5	18.5
	17.5	18.0	18.0	19.0

Rear Tire & Wheel Matrix					
Tire	Wheel	Mag	Lite Spoke	Ultra Lightweight	Spinergy
Pneumatic		22,24	22,24,26		22,24,26
Pneumatic w/ Airless Insert		22,24	22,24		22,24,26
Full Poly		22,24	22,24		
High-Pressure Clincher			22,24,25,26	22,24,25	22,24,25,26
Knobby V Trak by Kenda					24
Schwalbe Marathon			24,25,26		24,25,26
SHOX Performance Poly		24	24,25		24,25
22" = 489 24" = 540 25" = 559 26" = 590					

Handrim			
<i>Plastic not available on all wheels in all sizes. Natural Fits are N/A w/ 26"</i>			
<input type="checkbox"/>	202HR1	Aluminum Anodized	NC
<input type="checkbox"/>	202HR4	Plastic	\$144.00
<input type="checkbox"/>	202HR22	Natural Fit - Standard Grip	\$368.00
<input type="checkbox"/>	202HR23	Natural Fit - Super Grip	\$428.00
<input type="checkbox"/>	202HR30	Natural Fit LT - Standard Grip	\$513.00
<input type="checkbox"/>	202HR31	Natural Fit LT - Super Grip	\$583.00

Center of Gravity Preset			
<i>Measure from front of back post to center of rear axle</i>			
<input type="checkbox"/>	202CC2	1.0"	NC
<input type="checkbox"/>	202CC3	1.5"	NC
<input type="checkbox"/>	202CC4	2.0"	NC
<input type="checkbox"/>	202CC5	2.5"	NC
<input type="checkbox"/>	202CC6	3.0"	NC

Camber			
<input type="checkbox"/>	202CI1	0°	NC
<input type="checkbox"/>	202CI2	3°	NC

Axle			
<input type="checkbox"/>	202AX1	Quick Release Steel	NC
<input type="checkbox"/>	202AX13	Quad Quick Release <i>Only available with Mag wheels</i>	\$179.00

Axle Plates			
<i>See Short Axle Plate Matrix for RSH Availability</i>			
<input type="checkbox"/>	202AL40	Standard Short (COG 1" to 3")	NC
<input type="checkbox"/>	202AL43	Standard Long (COG 1" to 3")	NC

Wheel Lock			
<i>Not all wheel locks available in all seat depths, wheel sizes and COG settings</i>			
<input type="checkbox"/>	202WL1	High Mount Push	NC
<input type="checkbox"/>	202WL2	High Mount Pull	NC
<input type="checkbox"/>	202WL54	Ergo Scissor	NC
<input type="checkbox"/>	202WL30	Compact	\$160.00
<input type="checkbox"/>	202WL10	Omit Wheel Lock	NC
<input type="checkbox"/>	202WL12	Do Not Mount	NC

Extension Handle			
<i>Only available w/ High Mount Push or Pull Wheel Locks</i>			
<input type="checkbox"/>	202EH7	Extension handles (Pair)	\$72.00

5. ARMREST

Armrest - Padded Swing Away

Preset to 10". Some limitations may exist with integral and folding push handles Range 9"-13".

<input type="checkbox"/>	202AA18	Padded Swing-Away - Standard	\$274.00
--------------------------	---------	------------------------------	----------

Armrest - Height Adjustable

<input type="checkbox"/>	202AA11	Single Post Ht. Adjust. Std (8.5"-13.5")	\$334.00
<input type="checkbox"/>	202AA29	Single Post Ht. Adjust. Low (7"-11")	\$334.00

Armpad - For Height Adjustable

<input type="checkbox"/>	202AM23	Desk Length - Classic (10")	NC
<input type="checkbox"/>	202AM24	Full Length - Classic (14")	NC

Omit Armrest

<input type="checkbox"/>	202AA14	Omit Armrest	NC
--------------------------	---------	--------------	----

Armrest Accessories

<input type="checkbox"/>	2028A05	Gel Cover Swing Away Arm	\$144.00
--------------------------	---------	--------------------------	----------

6. BACKREST

Back Type

<input type="checkbox"/>	202BT82	Folding Lock Down Angle Adj	NC
<input type="checkbox"/>	202BT3	Non-Folding Backrest	NC

Push Handles

<input type="checkbox"/>	202PH6	Integral Push Handles	NC
<input type="checkbox"/>	202PH5	Fold-Down Push Handles <i>N/A w/ 10-14" Back Height or Standard Upholstery.</i>	\$166.00
<input type="checkbox"/>	202PH2	Omit Push Handles	NC

Height Adjustable Backrest

<input type="checkbox"/>	202B110	10" - 14" Back Height	NC
<input type="checkbox"/>	202B127	12" - 16" Back Height	NC
<input type="checkbox"/>	202B111	14" - 18" Back Height	NC
<input type="checkbox"/>	202B137	16" - 20" Back Height	NC

Back Upholstery

<input type="checkbox"/>	202BU1	Standard Upholstery	NC
<input type="checkbox"/>	202BU70	Backrest Tension Adj Ballistic Nylon <i>*reference 186BU70 for billing</i>	\$187.00
<input type="checkbox"/>	202BU71	Backrest Tension Adj 3DX Vented <i>*reference 186BU71 for billing</i>	\$464.00
<input type="checkbox"/>	202BU14	Omit Upholstery (Use w/ JAY Backs)	NC

JAY J3 Back

<input type="checkbox"/>	202JB01	JAY J3 Back	See OF
--------------------------	---------	-------------	--------

Military Service Patches

Only available on tension adjustable upholstery and Jay 3 Back

<input type="checkbox"/>	202VU1	US Marines Patch	NC
<input type="checkbox"/>	202VU2	US Army Patch	NC
<input type="checkbox"/>	202VU3	US Navy Patch	NC
<input type="checkbox"/>	202VU4	US Air Force Patch	NC
<input type="checkbox"/>	202VU12	US Coast Guard	NC
<input type="checkbox"/>	202VU5	Purple Heart	NC
<input type="checkbox"/>	202VU8	Purple Heart with Marines Patch	NC
<input type="checkbox"/>	202VU9	Purple Heart with Army Patch	NC
<input type="checkbox"/>	202VU10	Purple Heart with Navy Patch	NC
<input type="checkbox"/>	202VU11	Purple Heart with Air Force Patch	NC
<input type="checkbox"/>	202VU13	Purple Heart with Coast Guard	NC

7. SEATING

Seat Sling

<input type="checkbox"/>	202SL1	Standard Seat Sling	NC
<input type="checkbox"/>	202SL6	Omit Seat Sling	NC

JAY Cushions (Optional)

To order any JAY cushions on-chair, please see the JAY price list.

Cushion name or part number must be filled out with desired width and depth

<input type="checkbox"/>	202JC20	JAY Bundled Cushion Cushion Name or Part # _____ Width: _____ Depth: _____	Price List
--------------------------	---------	--	------------

8. Key Options & Accessories

Anti Tips			
<input type="checkbox"/>	202AT1	Anti Tips (Pair)	\$119.00
<input type="checkbox"/>	202AT3	Omit Rear Anti Tip	NC

Side Guards			
<input type="checkbox"/>	202SG33	Plastic - Standard (8.5" High)	\$185.00
<input type="checkbox"/>	202SG29	Plastic - Low (6.5" High)	\$185.00
<input type="checkbox"/>	202SG35	Aluminum <i>N/A w/ height adj arms, push/pull wheel locks only available in black</i>	\$416.00
<input type="checkbox"/>	202SG36	Aluminum w/ Fender <i>N/A w/ height adj arms, push/pull wheel locks only available in black</i>	\$488.00

Pack Accessories			
<input type="checkbox"/>	202A1	Quickie Backpack Black	\$110.00
<input type="checkbox"/>	202A2	Quickie Kids Backpack Black	\$103.00
<input type="checkbox"/>	202A8	Seat Pouch Black	\$82.00

Positioning Belt			
<input type="checkbox"/>	202A141	1.5" Auto Buckle Universal w/clamps	\$96.00
<input type="checkbox"/>	202A120	Positioning Belt Slide Clamps	\$60.00

Spoke Guards			
<input type="checkbox"/>	202A302	Quickie Clear Spoke Guard	\$155.00
<input type="checkbox"/>	202A23	Quickie Black Spoke Guard	\$155.00

Miscellaneous			
<input type="checkbox"/>	202DI07	Neoprene Impact Guards	\$60.00
<input type="checkbox"/>	202A2100	Crutch Holder <i>Only available with Integral or Fold Down push handles</i>	\$113.00
<input type="checkbox"/>	202A85	Bolt-On Push Handles	\$137.00
<input type="checkbox"/>	202A83	Tool Kit	\$42.00

9. COLOR

Standard Frame Colors			
<input type="checkbox"/>	202C140	Aztec Gold	NC
<input type="checkbox"/>	202C2	Black <i>(Not avail as base w/Zebra)</i>	NC
<input type="checkbox"/>	202C141	Black Cherry	NC
<input type="checkbox"/>	202C10	Black Opal	NC
<input type="checkbox"/>	202C38	Blue Opal	NC
<input type="checkbox"/>	202C36	Candy Blue	NC
<input type="checkbox"/>	202C14	Candy Purple	NC
<input type="checkbox"/>	202C35	Candy Red	NC
<input type="checkbox"/>	202C142	Electric Blue	NC
<input type="checkbox"/>	202C143	Evergreen	NC
<input type="checkbox"/>	202C44	Glossy White	NC
<input type="checkbox"/>	202C126	Glow	NC
<input type="checkbox"/>	202C144	Green Apple	NC
<input type="checkbox"/>	202C147	Hot Sparkle Pink	NC
<input type="checkbox"/>	202C148	Mauve Pink	NC
<input type="checkbox"/>	202C103	Rootbeer	NC
<input type="checkbox"/>	202C114	Sparkle Silver	NC
<input type="checkbox"/>	202C145	Sunrise Orange	NC
<input type="checkbox"/>	202C113	Titanium Color Paint	NC
<input type="checkbox"/>	202C8	Yellow	NC

Matte Frame Colors			
<input type="checkbox"/>	202C116	Matte Black	NC
<input type="checkbox"/>	202C151	Matte Black Cherry	NC
<input type="checkbox"/>	202C150	Matte Electric Blue	NC
<input type="checkbox"/>	202C149	Matte Evergreen	NC
<input type="checkbox"/>	202C152	Matte Purple	NC

Personalized Frame Color			
<input type="checkbox"/>	202C112	Desert Camouflage	\$363.00
<input type="checkbox"/>	202C43	Mossy Oak Camouflage	\$363.00
<input type="checkbox"/>	202C42	Stars & Stripes	\$363.00
<input type="checkbox"/>	202C108	Zebra <i>(Choose above base color) Std with White unless above base paint is chosen N/A w/ Blk, Matte Black, Blk Opal, Titanium)</i>	\$363.00

Additional Options Through Built for Me

To inquire about any unique personalized Quickie products, contact: Phone: (800) 263-3390, Email: cscanada@sunmed.com

