

ORDER FORM



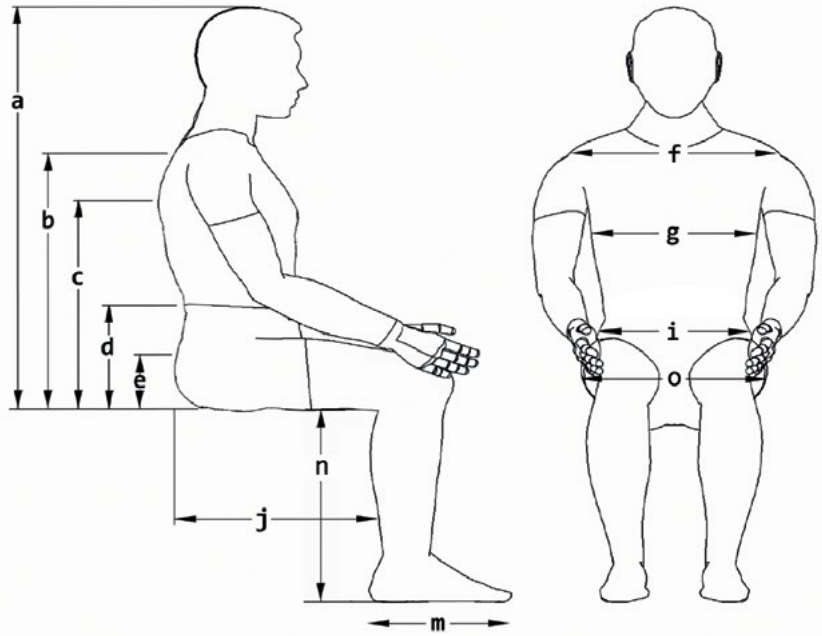
Q500M with SEDEO[®] LITE[™]

EIPW30

Customer		Ship To	
Account #		Name	
Date		Address	
PO#		City	
Buyer		Province	Postal Code
Mark For		Phone	

Client Measurements

a) Top of head to seat	in
b) Top of shoulder to seat	in
c) Underarm to seat	in
d) Elbow to seat	in
e) Top of leg to seat	in
f) Shoulder width	in
g) Chest width	in
i) Hip width	in
j) Actual sitting depth	in
m) Foot length	in
n) Knee to foot	in
o) Seat width	in



Notes

Chair Specifications

HCPC	K0848 / K0856
Weights starting at: (with Batteries)	NPC: 266 lbs SPC: 291 lbs
Power Seating	50° of CG Tilt 12" seat elevator
Seat Type	SEDEO® LITE™
Seat Size Range	Width 15" to 20" Depth 16" to 22"
Seat-to-Floor Height Range	16.5" to 19"

Mid-Wheel Drive Base Specifications

Drive Wheel Position	Mid-wheel drive
User Weight Capacity	300 lbs.
Base Size	Width 24", Length 33"
Minimum Turning Radius	18.5" (excludes footplates)
Drive Control	R-net PM 90A / VR-2 90A
Driving Range	Up to 13.5 miles
Drive Motors	4-pole 6 mph / 10 kph
Drive Wheels	13" w/flat-free inserts (black)
Casters	7" front / 7" rear (black)
Charger	8A Dual Mode (Compact)
Battery Size	Group 34 / Group 22
Color	8 shroud colors and 7 color accents
Ground Clearance	3"

BASE			
OPTION		DESCRIPTION	RETAIL
Group 3 Standard Duty Mid Wheel Drive Base <i>End Item Number EIPW30 (LITE™ Seat)</i>			\$
300PC265		Quickie Q500 M NPC No Power Option for SEDEO® LITE™ Seat Included in Base Pricing : Q500 M Base, VR-2 90amp Electronics for No Power Seat Functions, Six-Wheel Suspension, 13" Drive Wheels with Dual Density Inserts, 7" Flat Free Casters, ISO Occupied Tie-Down Brackets and 8amp Charger. Max Speed = 6mph, Weight Capacity = 300lbs., STFH = 16.5".	\$8,274.00
300PC266		Quickie Q500 M SPC Single Power Option for SEDEO® LITE™ Seat Included in Base Pricing : Q500 M Base, VR-2 90amp Electronics for No Power Seat Functions, Six-Wheel Suspension, 13" Drive Wheels with Dual Density Inserts, 7" Flat Free Casters, ISO Occupied Tie-Down Brackets and 8amp Charger. Max Speed = 6mph, Weight Capacity = 300lbs., STFH = 16.5".	\$8,274.00
User Weight			\$
300WG23		Up to 300 lbs.	NC
Motor Package			\$
300PF99		4-pole 10 kph / 6 mph <i>(Standard for Group 3 K0848, K0856)</i>	NC
Drive Wheels  P. 14			\$
300DW69		Drive Wheel, 13", Dual Density, Knobby, Black	NC
300DW58		Drive Wheel, 14", Dual Density, Knobby, Black	NC
Caster Wheels  P. 14			\$
300CW59		Caster Wheels 7", Solid, Black	NC
Shroud Color			\$
300C119		Matte Black	NC
300C165		Candy Apple Red	NC
300C166		Candy Blue	NC
300C167		Candy Purple	NC
300C176		Green Apple	NC
300C178		Pearl Pink	NC
300C182		Silver	NC
Color Accents			\$
<i>Note: Accent colors and shroud colors may not match.</i>			
300EZ20		Apple Green	NC
300EZ22		Black	NC
300EZ21		Blue	NC
300EZ23		Orange	NC
300EZ24		Red	NC
300EZ25		Silver	NC

300EZ19		White	NC
BASE			
OPTION		DESCRIPTION	RETAIL
ISO Transit Tie Downs			\$
300T050		ISO Transit Package	NC
LED Lights  P. 14			\$
300LI04		LED Lights and Indicators	\$1,207.00
300LI08		LED Fender Lights <i>(Single switch activation)</i>	\$636.00
300LI02		Omit LED Lights	NC
Seat Heights			\$
		Seat Height <i>Measured from front of seat pan to floor with 0° frame angle.</i>	
300HT103		16.5"	NC
300HT55		17"	NC
300HT104		17.5"	NC
300HT56		18"	NC
300HT105		18.5"	NC
300HT57		19" <i>(Only available with Tilt or Seat Elevator.)</i>	NC
Batteries and Chargers  P. 14			\$
Group 34 Battery Options			
300AG27		GP34 Flat Top Pair w/Straps MK Gel	\$941.00
300AG29		GP34 Flat Top Pair w/Straps Brightway AGM	\$850.00
Group 22 Battery			
300AG31		GP22 Flat Top Pair w/Straps	\$668.00
Omit Batteries			
300AG24		Battery Harnesses Only <i>(Omit Batteries)</i>	NC
Chargers			
300BJ30		10A Dual Mode (Compact)	\$160.00
300BJ19		8A Dual Mode (Compact)	NC

POWERED SEATING

OPTION	DESCRIPTION	RETAIL
--------	-------------	--------

Power Seating Options  P. 14 \$
Seat Elevator

300PI07	Seat Elevator, Powered, 300 mm / 12"	\$3,426.00
300PI08	C-Me® Seat Elevator, Powered, 300 mm / 12" (C-Me speed up to 3 mph) (N/A with VR-2)	\$3,426.00

Seat Tilt

300PA48	Posterior 50° Tilt	\$8,535.00
---------	--------------------	------------

Pre Set Seat Frame Angle (No Power Seating Options, Increases Seat to Floor Height) \$

300FA10	0° (Adds 0" to STFH)	NC
300FA3	3° (Adds 1" to STFH)	NC

SEDEO® LITE™ Backrest Frame (Angle Adjustable 86° - 106°) \$
Back Frame Width

300BF21	Width Adjustable, 385 - 485 mm / 15 - 19"	NC
300BF22	Width Adjustable, 460 - 510 mm / 18 - 20"	NC

Back Cane Height

300B263	Standard, 18" - 20"	NC
300B264	Tall, 21"-23"	NC
300PH30	Height Adjustable, Short w/Trailing Push Handles (Push Handle Height 20" to 22", N/A w/Sling Back)	NC
300PH31	Height Adjustable, Tall w/Trailing Push Handles (Push Handle Height 23" to 26", N/A w/Sling Back)	NC

Backrest Frame Option \$

300BF23	Flip Down, Quick Release	\$176.00
300BF24	Removeable	NC


Back Cushion Type \$

300BT148	SEDEO® LITE™ Sling Back with Tension Adjustable Straps (Choose Seating in Section A)	NC
300BT135	JAY® J3® (Choose Seating in Section B)	NC
300BT133	OMIT (For personalized Mounting)	NC

A - SEDEO® LITE™ Sling Back Dimensions \$
Installed Back Height - (From Pan to Top of Back)

300JR71	18"	NC
300JR72	19"	NC
300JR73	20"	NC
300JR74	21"	NC
300JR75	22"	NC
300JR76	23"	NC

POWERED SEATING

OPTION	DESCRIPTION	RETAIL
B - JAY® J3® Back		
B - JAY® J3® Back - Contour  P. 14 \$		
300JP01	J3® PA Back for 16"-20" Wide	\$899.00
300JP11	J3® PL Back for 16"-20" Wide	\$971.00
300JP13	J3® PD Back for 16"-20" Wide <i>(18" and 21" Shell Height Only)</i>	\$1,052.00
B - JAY® J3® Back Mounting Hardware \$		
300JP20	TH	NC
B - JAY® J3® Back Width \$		
300JQ02	16"	NC
300JQ03	18"	NC
300JQ04	20"	NC
B - JAY® J3® Back Shell Options and Height Ranges \$		
JAY® J3® Shell Height		
300JR14	16.5" tall shell <i>(Upper Thoracic Short)</i>	NC
300JR15	18" tall shell <i>(Upper Thoracic Med)</i>	NC
300JR16	19.5" tall shell <i>(Upper Thoracic Tall)</i>	NC
300JR17	21" tall shell <i>(Shoulder Height)</i>	NC
300JR27	22.5" tall shell <i>(Shoulder Height)</i>	NC
300JR28	24" tall shell <i>(Shoulder Height)</i>	NC
JAY® J3® Installed Back Height (From Pan to Top of Back)		
300JR29	21"	NC
300JR19	22"	NC
300JR20	23"	NC
300JR21	24"	NC
300JR22	25"	NC
300JR23	26"	NC
300JR24	27"	NC
300JR25	28"	NC
300JR30	29"	NC
300JR31	30"	NC

POWERED SEATING

OPTION	DESCRIPTION	RETAIL
--------	-------------	--------

B - JAY® Anterior Thoracic Support  P. 14 \$*Classic-Structure Pull Down Harness (4 point strap, Only available with JAY® backrest)*

300K10	Medium (ATS8302)	\$317.00
300K11	Large (ATS8303)	\$317.00

B - JAY® Lateral Thoracic Swing-Away Supports (Requires Pad, Upholstery and Mount) \$**Lateral Thoracic Support Pads**

300JW35	Lateral Thoracic (LxH) 100 mm x 127 mm / 4" x 5" Pad - Right	\$71.00
300JW38	Lateral Thoracic (LxH) 100 mm x 127 mm / 4" x 5" Pad - Left	\$71.00
300JW36	Lateral Thoracic (LxH) 100 mm x 152 mm / 4"x 6" Pad - Right	\$71.00
300JW39	Lateral Thoracic (LxH) 100 mm x 152 mm / 4"x 6" Pad - Left	\$71.00
300JW37	Lateral Thoracic (LxH) 152 mm x 100 mm / 6" x 4" Pad - Right	\$71.00
300JW40	Lateral Thoracic (LxH) 152 mm x 100 mm / 6" x 4" Pad - Left	\$71.00

JAY® Lateral Thoracic Support Pad Upholstery

300NU01	Syncra™ Premium Leatherette	NC
300NU02	Syncra™ Stretch	NC

JAY® Lateral Thoracic Swing-Away Mount

300JW41	Lateral Thoracic Swing-Away Bracket - Right	\$317.00
300JW42	Lateral Thoracic Swing-Away Bracket - Left	\$317.00

Headrests (Requires Pad, Upholstery, & Mount)  P. 16 \$**Headrest Pad**

300HE36	SEDEO® Pad Small with Cover (LxH) 240 x 150 mm / 10" x 6" <i>Can only be used with Multi Position Headrest Mount with quick-release and SEDEO® upholstery</i>	\$224.00
300HE38	Whitmyer® Plush Headrest Pad 203 mm / 8"	\$371.00
300HE39	Whitmyer® Plush Headrest Pad 254 mm / 10"	\$371.00
300HE44	Whitmyer® Plush Headrest Pad 356 mm / 14"	\$371.00
300HE46	Whitmyer® Adjust-A-Plush Headrest Pad Medium (Adjustable 7" to 16" Wide x 4" Tall)	\$438.00
300HE48	OMIT Headrest Pad	NC

Headrest Pad Upholstery

300NU10	SEDEO® Upholstery	NC
300NU11	Whitmyer® Lycra	NC

Headrest Mount

300MH32	SEDEO® Multi-Position Headrest Mount with Quick Release (Only available with SEDEO® Pad)	\$549.00
300MH33	Whitmyer® Linx Headrest Mount with Quick Release	\$243.00
300MH34	Whitmyer® Linx-2 Headrest Mount with Quick Release	\$294.00
300MH35	Whitmyer® AXYS Headrest Mount with Quick Release	\$243.00
300MH17	OMIT Headrest Mount	NC

POWERED SEATING

OPTION	DESCRIPTION	RETAIL
--------	-------------	--------

Seat Cushion Type \$

300ST80	JAY® (See Section C)	NC
300ST75	Omit	NC

Seat Size \$**Seat Pan Width**

300R78	15"	NC
300R53	16"	NC
300R54	17"	NC
300R55	18"	NC
300R56	19"	NC
300R57	20"	NC

Seat Pan Depth (Front of seat pan to front of back cushion – effective depth)

300RF51	16"	NC
300RF45	17"	NC
300RF46	18"	NC
300RF47	19"	NC
300RF48	20"	NC
300RF49	21"	NC
300RF50	22"	NC


C - JAY® Seat Cushion  P. 15 \$

300CU59	JAY® Ion® (Sizes 16" to 20" Wide)	\$498.00
300CU61	JAY® Union® (Sizes 16" to 20" Wide)	\$753.00
300CU64	JAY® Fusion® (Sizes 16" to 20" Wide)	\$1,030.00
300CU104	JAY® Fusion® with Cryo™ Technology (Sizes 16" to 20" Wide)	\$1,135.00

C - JAY® Solid Seat \$

300CU84	JAY® Solid Seat	\$343.00
---------	-----------------	----------

POSITIONING SUPPORTS & ACCESSORIES

OPTION	DESCRIPTION	RETAIL
Knee and Thigh Swing-Away Support Pads		\$
Lateral Knee Support Pads and Hardware (must pick pad and mount)		
300XY05	Lateral Knee Support Pad, Right (4" round)	\$243.00
300XY06	Lateral Knee Support Pad, Left (4" round)	\$243.00
300XX08	Lateral Swing-Away Bracket Knee - Right	\$320.00
300XX09	Lateral Swing-Away Bracket Knee - Left	\$320.00
Lateral Thigh Support Pads and Hardware (must pick pad and mount)		
300KF22	Lateral Thigh Support Pad Short - Right (5" H x 5" L)	\$144.00
300KF23	Lateral Thigh Support Pad Short - Left (5" H x 5" L)	\$144.00
300KF24	Lateral Thigh Support Pad Long - Right (5" H x 7" L)	\$144.00
300KF25	Lateral Thigh Support Pad, Long - Left (5" H x 7" L)	\$144.00
300KF26	Lateral Thigh Removable Mount - Right	\$320.00
300KF27	Lateral Thigh Removable Mount - Left	\$320.00
Armrest Structure  P. 15		\$
300EG41	Reclining, Flip Back Short (Height Adjustable 8" to 13")	NC
300EG36	Reclining, Flip Back with 2-point post locking arm. (Height Adjustable 11" to 13" x 0.625")	\$346.00
300EG34	Single Post, SEDEO LITE, Removable (N/A with thigh support) (Height Adjustable 10" to 15")	NC
Arm Pads  P. 15		\$
SEDEO® Armrest Pad		
300AB62	300 mm / 12", Integral Foam, Right	\$53.00
300AE62	300 mm / 12", Integral Foam, Left	\$53.00
300AB63	400 mm / 16", Integral Foam, Right	\$53.00
300AE63	400 mm / 16", Integral Foam, Left	\$53.00
300AB61	SEDEO LITE Pad, Right	NC
300AE61	SEDEO LITE Pad, Left	NC
Comfort Arm Pad (Foam)		
300AB46	2" Wide Right	\$111.00
300AE46	2" Wide Left	\$111.00
Comfort Arm Pad (Gel)		
300AB48	2" Wide Right	\$210.00
300AE48	2" Wide Left	\$210.00
Ottobock® Arm Troughs		
300AE06	Ottobock Arm Trough, Med Left	\$137.00
300AB06	Ottobock Arm Trough, Med Right	\$137.00
300AE07	Ottobock Arm Trough, Large Left	\$137.00
300AB07	Ottobock Arm Trough, Large Right	\$137.00
300OL01	Ottobock Hand Pad, Med Left	\$69.00
300OR01	Ottobock Hand Pad, Med Right	\$69.00
300OL02	Ottobock Hand Pad, Large Left	\$69.00
300OR02	Ottobock Hand Pad, Large Right	\$69.00
300AE78	Ottobock One Piece Arm Trough, Left	\$195.00
300AB78	Ottobock One Piece Arm Trough, Right	\$195.00

POSITIONING SUPPORTS & ACCESSORIES

OPTION	DESCRIPTION	RETAIL
Fixed Centermount Legrest		\$
300H183	SEDEO® Seating Fixed Centermount Legrest (3" to 17.5" Leg Length)	\$346.00
300H184	Fixed Centermount Legrest, Short (Includes Calf Pads and Single Footplate) (11.5" to 14.5" Leg Length)	NC
300H185	Fixed Centermount Legrest, Long (Includes Calf Pads and Single Footplate) (13.5" to 18.5" Leg Length)	NC
300H136	Angle Adjustable Centermount (Includes Calf Pads and Single Footplate) (11.5" to 18.5" Leg Length)	\$587.00
Power Centermount Legrest  P. 15		\$
300H175	Power Centermount Legrest, 90° - 0° Angle, 7.5" Extension (Mechanical Articulation) (5" to 17.5" Leg Length)	\$2,450.00
300H109	Power Centermount Legrest, 90° - 0° Angle, 7.5" Extension (Powered Articulation) (3" to 17.5" Leg Length)	\$3,384.00
Centermount Legrest Accessories		\$
Footplates		
300F127	Dual, Height, Width and Angle Adjustable, Standard (14"W x 10"D)	\$280.00
300F128	Dual, Height, Width and Angle Adjustable, Large (16"W x 12"D)	\$280.00
Calf Pad Options		
300DI34	Calf Pads, Pair, Standard Integral Foam	NC
300DI35	Calf Pads, Pair, Padded (N/A w/ Std footplate)	\$351.00
SEDEO® PRO™ Swing-Away Legrest (Pair) (Footplates, calf supports & options must be selected separately.)		\$
300H177	Legrests, Swing-Away, 70°, SEDEO® PRO™ (14" to 21" Leg Length)	NC
300H178	Legrests, Manual Elevating, Swing-Away, SEDEO® PRO™ (Includes Padded Calf Pads) (14.5" to 21.5" Leg Length)	\$374.00
300H179	Legrests, Power Elevating, Swing-Away, SEDEO® PRO™ (Includes Padded Calf Pads) (15.5" to 22.5" Leg Length)	\$3,384.00
300DI76	Omit Legrests	NC
Swing-Away Legrest Footplates		
300F369	Angle Adjustable Flip-Up Footplates	\$280.00
Swing-Away Legrest Calf Supports		
300DI42	Calf Support, Depth Adjustable, Padded (6.5" to 8" Wide, depending on chair width, x 9.5" Tall)	\$504.00
Swing-Away Legrest Options		
300DI44	Heel Loops	NC
300KG4	Knee Pads, Integral Foam (2.5" Wide x 4.5" Tall)	\$278.00
SEDEO® Lower Extremity Swing-Away Support		
300VD01	Lower Extremity Support, Padded, Swing-Away, SEDEO®, Right	\$504.00
300VD02	Lower Extremity Support, Padded, Swing-Away, SEDEO®, Left	\$504.00

POSITIONING SUPPORTS & ACCESSORIES

OPTION	DESCRIPTION	RETAIL
Pelvic Positioning Belts  P. 15		
300A837	Positioning Belt, Auto Style Buckle, 50 mm 1600 mm / 2"	NC
300A839	Positioning Belt, Aircraft Buckle, 50 mm x 1300 mm / 2"	NC
300A840	Positioning Belt, Aircraft Buckle, Padded 50 mm x 1300 mm / 2"	\$101.00
300A845	Bodypoint – Evoflex Pelvic Stabilizer Belt	\$213.00
300A846	Bodypoint – Evoflex Pelvic Stabilizer Belt with Extension	\$267.00
Accessories		\$
Ventilator Option		
300VT12	Vent Tray Fixed (<i>Pulmonetic LTV Models</i>)	\$600.00
O2 Tank Option		
300A718	O2 Tank Holder Mounted to Backrest (<i>D and E Styles</i>)	\$385.00
Wheelchair Tray Table		
3007A09	Tray, Swing-Away	\$375.00
Backpack		
300A1	Black Utility	\$110.00
Misc. Accessories		
3008A59	Transfer Bar (<i>Pair</i>)	\$486.00
3008A52	Ram Mount Phone	\$76.00
3008A53	Ram Mount Tablet	\$303.00
3008A54	Ram Mount Cup Holder	\$76.00
3008A58	Rear View Mirror	\$76.00
300A611	Crutch Holder	\$133.00
3008A73	Armrest Bag	\$76.00
3009A10	Utility Hooks	\$57.00
Medial Thigh Support		
3008A80	Medial Thigh Support	\$267.00
3008A81	Pommel Swing-Away Hardware	\$384.00

JOYSTICK / ELECTRONICS

VR-2 Joystick				\$
300J127		VR-2 Joystick		NC
R-net Joystick (Remote)  P. 16				\$
300J121		Standard LED Joystick (w/o Screen Display)		NC
300J116		Color Joystick (2.3" Color LCD Screen Display, CJSM1)		NC
300J118		High Resolution Color Joystick, (CJSM2+BT) 3.5" Color LCD Display, Paddle Switches, Programmable Shortcut Keys, ICONs, Stereo Jack, IR and dual (IOS/Android) Bluetooth control		\$1,245.00
300J119		Omit Remote Control (Required with arm mounted specialty controls)		NC
Joystick Mounting				\$
300JM34		Fixed on Armrest		NC
300JM35		Parallel Swing-Away (Flip-Back - Swing In/Out, Single Post - Swing Out)		\$440.00
300JM36		Link-It Mid Line Mount on Armrest (Swing-Away)		\$440.00
Joystick Mount (Location)				\$
300HM16		Right Hand Armrest		NC
300HM17		Left Hand Armrest		NC
Display Language Selection R-net				\$
300L1		English		NC
300L3		French		NC
300L7		Spanish		NC
Joystick Handle (Optional)  P. 16				\$
300JH13		Ball Handle		\$108.00
300JH15		T-Handle		\$108.00
300JH24		Bodypoint – Rubber Dome Joystick Handle		\$213.00
300JH25		Bodypoint – U-Shaped Joystick Handle (4 in)		\$213.00
300JH26		Bodypoint – Grooved Mushroom Joystick Handle		\$213.00
Electronic Programmers  P. 17				\$
300PR10		R-net PC Programmer w/ Dongle		\$696.00
R-net Power Modules  P. 17				\$
300ER12		Power Module, VR-2 90A, Non-Expandable		NC
300ER22		Power Module, R-net, 90A, Non-Expandable (Only available with single power)		NC
300ER13		Power Module, R-net, 90A, Expandable (Required for Specialty Controls or 2+ Actuators)		NC
300EX11		Expandable 90A Controller - R-net		NC
300EX12		Harness for 90A Expandable Controller		NC

JOYSTICK / ELECTRONICS

OPTION	DESCRIPTION	RETAIL
Seating Control  P. 17 \$		
Thru-Drive Control		
300E040	Omit Thru-Drive <i>(Requires Switch Control)</i>	NC
300E037	Thru-drive Control for 1 Actuator	\$1,422.00
300E038	Thru-drive Control for 2+ Actuators	\$2,860.00
Switch Control <i>(Available with Omit Thru-Drive only) (1 actuator for Tilt or Elevate only)</i>		
300E033	Dual Toggle for 1 Actuator	NC
300E034	2.5" Single Button Switch for 1 Actuator <i>(Button switches are not mounted)</i>	NC
300E041	Ctrl+5 Switch Box for 2 Actuators or more	NC
Additional Power Seating Control <i>(Available with Thru-Drive only)</i>		
300QG11	Ctrl+5 Switch Box with Free Assignable Functions	\$1,062.00
Dual Toggle Mounting Location		
300TN1	Toggle Mount, Right	NC
300TN2	Toggle Mount, Left	NC
Ctrl+5 Mounting location		
300EY19	Right Armrest	NC
300EY20	Left Armrest	NC
300EY21	Back Cane, Right	NC
300EY24	Back Cane, Left	NC
Ctrl+5 Switch Type		
300EY22	Push Buttons	NC
300EY23	Toggle Switches	\$351.00
Attendant Controls  P. 17 \$		
3000A05	Dual Control Module for Attendant	\$1,207.00
3000A06	R-net Color LCD (CJSM1) Control Attendant Only	\$1,207.00
Attendant Mounting Location \$		
300DN5	Right Back Cane	NC
300DN6	Left Back Cane	NC
R-net Programming \$		
Assignable Buttons <i>Assignable Button feature allows for personalization of joystick buttons and/or Ctrl+5 Switches allowing access to various wheelchair and seating functions. When enabled, chair will be pre-programmed with seating functions assigned to buttons on the joystick. Assignments can be changed via PC Dongle.</i>		
300PM12	Include Assignable Buttons	NC
Power Centermount Footplate Extension Option		
300IE03	Include 7.5" Powered Footplate Extension for Transfer Assist <i>(Electronics programmed to allow footplates to be extended with or without legrest being raised.) Only Available with Powered Articulation</i>	\$583.00



Q500 M with SEDEO® LITE™

\$

Base Price

Total of additional equipment

Packaging and transport

Total Price

Date

Signature

Month

Day

Year



Customer Service: (800) 263-3390
Fax: (800) 561-5834
E-mail: cscanada@sunmed.com
www.sunrisemedical.ca
Specifications are subject to change without notice.

© 2024 Sunrise Medical Canada Inc.
1000 Creditstone Road, Unit 2
Concord, ON
L4K 4P8

MK-129766 CAN Rev. 13