



## ORDER FORM

# MyWay+

# EILK01

Unique, open frame gait trainer designed to support children in an upright, hands-free position.

| Customer                       |                                |      |  |
|--------------------------------|--------------------------------|------|--|
| Account                        |                                |      |  |
| Account #                      |                                | Date |  |
| <input type="checkbox"/> Quote | <input type="checkbox"/> Order | PO # |  |
| Buyer                          |                                |      |  |
| Mark For                       |                                |      |  |

| Shipping Address |  |       |  |
|------------------|--|-------|--|
| Name             |  |       |  |
| Address          |  |       |  |
| City             |  | Prov  |  |
| PC               |  | Phone |  |
| Email / Fax      |  |       |  |

## MyWay+

| ✓ OPTION | DESCRIPTION | RETAIL |
|----------|-------------|--------|
|----------|-------------|--------|

### Frame \$

Selection Required. Includes multi-functional casters.

|                                  |                     |         |
|----------------------------------|---------------------|---------|
| <input type="checkbox"/> 122FT17 | Size 1 MyWay+ Frame | \$4,561 |
| <input type="checkbox"/> 122FT18 | Size 2 MyWay+ Frame | \$5,260 |
| <input type="checkbox"/> 122FT19 | Size 3 MyWay+ Frame | \$5,479 |

### Harness \$

Selection Required.

|                                  |                         |       |
|----------------------------------|-------------------------|-------|
| <input type="checkbox"/> 122NH34 | Size 1 Harness - Purple | \$392 |
| <input type="checkbox"/> 122NH35 | Size 2 Harness - Green  | \$396 |
| <input type="checkbox"/> 122NH36 | Size 3 Harness - Blue   | \$431 |
| <input type="checkbox"/> 122NH37 | Size 4 Harness - Red    | \$470 |
| <input type="checkbox"/> 122NH38 | Size 5 Harness - Orange | \$515 |
| <input type="checkbox"/> 122NH39 | Size 6 Harness - Grey   | \$534 |



Size 1 - Purple

Size 2 - Green










Size 3 - Blue

Size 4 - Red

Size 5 - Orange

Size 6 - Grey

For ease of ordering configured units,  
use the NEW [MyWay+ configurator](#).

| MyWay+   |  |         |   |
|--|--|---------|---|
| ✓ OPTION   | DESCRIPTION                                  | RETAIL  |   |
| <b>User Handles</b>  |  |         | \$  |
| User Handles MUST match Frame Size. Complex User Handles Ball Grip standard; Cylinder Grip optional. |  |         |   |
| <input type="checkbox"/> 122HY1  | Size 1 User Handles - Pair                   | \$359   |    |
| <input type="checkbox"/> 122HY2  | Size 2 User Handles - Pair                   | \$359   |   |
| <input type="checkbox"/> 122HY3  | Size 3 User Handles - Pair                   | \$359   |   |
| <input type="checkbox"/> 122HY17   | Size 1 Complex User Handles                  | \$1,845 |    |
| <input type="checkbox"/> 122HY18   | Size 2 Complex User Handles                  | \$1,922 |   |
| <input type="checkbox"/> 122HY19   | Size 3 Complex User Handles                  | \$1,973 |   |
| <input type="checkbox"/> 122HY22   | Cylinder Grip - Pair                         | \$77    |   |
| <b>Guide Handles</b>   |  |         | \$  |
| Use Size 1 Adult Handles for Size 1 Frame. Use Size 2 Adult Handles for Size 2 & 3 Frame.            |  |         |   |
| <input type="checkbox"/> 122HY20   | Size 1 Adult Handles - Fits Size 1 Frame     | \$441   |    |
| <input type="checkbox"/> 122HY21   | Size 2 Adult Handles - Fits Size 2 & 3 Frame | \$441   |   |
| <b>Headrests</b>   |  |         | \$  |
| <input type="checkbox"/> 122HE49   | Headrest - One Size                          | \$441   |   |
| <input type="checkbox"/> 122HE30   | Complex Headrest - One Size                  | \$718   |   |
| <b>Saddles</b>   |  |         | \$  |
| Saddle Size 1 recommended for Size 1 & 2 Frames. Saddle size 2 recommended for Size 2 & 3 Frames.    |  |         |   |
| <input type="checkbox"/> 1229A19   | Size 1 Saddle                                | \$381   |   |
| <input type="checkbox"/> 1229A20   | Size 2 Saddle                                | \$384   |   |
| <input type="checkbox"/> 1229A21   | Size 1 Narrow Saddle                         | \$441   |    |
| <input type="checkbox"/> 1229A22   | Size 2 Narrow Saddle                         | \$441   |   |
| <b>Foot and Leg Positioning Accessories</b>  |  |         | \$  |
| Ankle Guides MUST match Frame Size.  |  |         |   |
| <input type="checkbox"/> 122DI60   | Size 1 Drop - Fits Size 1 Narrow Saddle ONLY | \$236   |    |
| <input type="checkbox"/> 122DI61   | Size 2 Drop - Fits Size 2 Narrow Saddle ONLY | \$256   |   |
| <input type="checkbox"/> 122DI62   | Size 3 Drop - Fits Size 2 Narrow Saddle ONLY | \$287   |   |
| <input type="checkbox"/> 122DI63   | Size 1 Ankle Guides - Pair                   | \$273   |    |
| <input type="checkbox"/> 122DI64   | Size 2 Ankle Guides - Pair                   | \$273   |   |
| <input type="checkbox"/> 122DI65   | Size 3 Ankle Guides - Pair                   | \$273   |   |
| <input type="checkbox"/> 122DI66   | Hoist Strap - Pair                           | \$66    |   |

To order individual MyWay+ accessories, see parts listed below.

# MyWay+ Spare Parts

| ✓ PART                               | DESCRIPTION             | RETAIL    |
|--------------------------------------|-------------------------|-----------|
| <b>Harness</b>                       |                         | <b>\$</b> |
| <input type="checkbox"/> 173-4100-04 | Size 1 Harness - Purple | \$392     |
| <input type="checkbox"/> 173-4200-07 | Size 2 Harness - Green  | \$396     |
| <input type="checkbox"/> 173-4300-02 | Size 3 Harness - Blue   | \$431     |
| <input type="checkbox"/> 173-4400-09 | Size 4 Harness - Red    | \$470     |
| <input type="checkbox"/> 173-4500-06 | Size 5 Harness - Orange | \$515     |
| <input type="checkbox"/> 173-4600-08 | Size 6 Harness - Grey   | \$534     |

|                |           |
|----------------|-----------|
| <b>Handles</b> | <b>\$</b> |
|----------------|-----------|

User Handles MUST match Frame Size. Complex User Handles Ball Grip standard; Cylinder Grip optional.

|                                   |                             |         |
|-----------------------------------|-----------------------------|---------|
| <input type="checkbox"/> 209-1667 | Size 1 User Handles - Pair  | \$359   |
| <input type="checkbox"/> 209-2667 | Size 2 User Handles - Pair  | \$359   |
| <input type="checkbox"/> 209-3667 | Size 3 User Handles - Pair  | \$359   |
| <input type="checkbox"/> 209-1740 | Size 1 Complex User Handles | \$1,845 |
| <input type="checkbox"/> 209-2740 | Size 2 Complex User Handles | \$1,922 |
| <input type="checkbox"/> 209-3740 | Size 3 Complex User Handles | \$1,973 |
| <input type="checkbox"/> 209-1741 | Cylinder Grip - Pair        | \$77    |

|                      |           |
|----------------------|-----------|
| <b>Guide Handles</b> | <b>\$</b> |
|----------------------|-----------|

Use Size 1 Adult Handles for Size 1 Frame. Use Size 2 Adult Handles for Size 2 & 3 Frame.

|                                   |  |       |
|-----------------------------------|--|-------|
| <input type="checkbox"/> 209-1691 | Size 1 Adult Handles - Fits Size 1 Frame     | \$441 |
| <input type="checkbox"/> 209-2691 | Size 2 Adult Handles - Fits Size 2 & 3 Frame | \$441 |

|                  |           |
|------------------|-----------|
| <b>Headrests</b> | <b>\$</b> |
|------------------|-----------|

|                                   |                             |       |
|-----------------------------------|-----------------------------|-------|
| <input type="checkbox"/> 173-1680 | Headrest - One Size         | \$243 |
| <input type="checkbox"/> 209-1680 | Complex Headrest - One Size | \$718 |

|                |           |
|----------------|-----------|
| <b>Saddles</b> | <b>\$</b> |
|----------------|-----------|

Saddle Size 1 recommended for Size 1 & 2 Frames. Saddle size 2 recommended for Size 2 & 3 Frames.

|                                   |                      |       |
|-----------------------------------|----------------------|-------|
| <input type="checkbox"/> 173-1671 | Size 1 Saddle        | \$381 |
| <input type="checkbox"/> 173-2671 | Size 2 Saddle        | \$384 |
| <input type="checkbox"/> 209-1671 | Size 1 Narrow Saddle | \$564 |
| <input type="checkbox"/> 209-2671 | Size 2 Narrow Saddle | \$589 |

|                                 |           |
|---------------------------------|-----------|
| <b>Foot and Leg Positioning</b> | <b>\$</b> |
|---------------------------------|-----------|

Ankle Guides MUST match Frame Size.

|                                   |  |       |
|-----------------------------------|--|-------|
| <input type="checkbox"/> 209-1679 | Size 1 Drop - Fits Size 1 Narrow Saddle ONLY | \$236 |
| <input type="checkbox"/> 209-2679 | Size 2 Drop - Fits Size 2 Narrow Saddle ONLY | \$256 |
| <input type="checkbox"/> 209-3679 | Size 3 Drop - Fits Size 2 Narrow Saddle ONLY | \$287 |
| <input type="checkbox"/> 209-1700 | Size 1 Ankle Guides - Pair                   | \$436 |
| <input type="checkbox"/> 209-2700 | Size 2 Ankle Guides - Pair                   | \$436 |
| <input type="checkbox"/> 209-3700 | Size 3 Ankle Guides - Pair                   | \$436 |
| <input type="checkbox"/> 173-1800 | Hoist Strap - Pair                           | \$66  |

| Technical Specifications - Imperial |   |                 |              |              |               |               |
|-------------------------------------|---|-----------------|--------------|--------------|---------------|---------------|
| Frame Sizing Specification          | Size 1  | Size 2          | Size 3       |              |               |               |
| Age (approximate)                   | 1 - 5 years   | 4 - 11 years    | 9 - 16 years |              |               |               |
| User Shoulder Height (to floor)     | 23 - 34"  | 34 - 47"        | 42 - 59"     |              |               |               |
| User Saddle Height (inside leg)     | 9.5 - 16"   | 16 - 24"        | 21.5 - 32"   |              |               |               |
| Maximum User Weight                 | 55 lbs.   | 110 lbs.        | 176 lbs.     |              |               |               |
| Frame Weight                        | 26.5 lbs.   | 14.5 lbs.       | 21 lbs.      |              |               |               |
| Upper Support Unit Weight           | Size 1 Frame and Upper Support Unit do not separate |                 | 23 lbs.      |              | 24 lbs.       |               |
| Frame Width                         | 22.5"   | 26.5"           | 28.5"        |              |               |               |
| Frame Length                        | 28.5"   | 33.5"           | 43.5"        |              |               |               |
| Saddle                              | 9" L x 3.25" W                                      | 10" L x 3.25" W |              |              |               |               |
| Harness Sizing Specification        | Size 1  | Size 2          | Size 3       | Size 4       | Size 5        | Size 6        |
| Age (approximate)                   | 1 - 4 years   | 2 - 6 years     | 5 - 9 years  | 8 - 12 years | 12 - 15 years | 16 - 18 years |
| Waist at Navel Level                | 18 - 22"  | 19.5 - 23.5"    | 21.5 - 25.5" | 23.5 - 27.5" | 27.5 - 31.5"  | 31.5 - 35.5"  |
| Color                               | Purple  | Green           | Blue         | Red          | Orange        | Gray          |
| Maximum User Weight                 | 110 lbs.  | 110 lbs.        | 110 lbs.     | 176 lbs.     | 176 lbs.      | 176 lbs.      |

| Technical Specifications - Metric |   |                    |                |              |               |               |
|-----------------------------------|---|--------------------|----------------|--------------|---------------|---------------|
| Frame Sizing Specification        | Size 1  | Size 2             | Size 3         |              |               |               |
| Age (approximate)                 | 1 - 5 years   | 4 - 11 years       | 9 - 16 years   |              |               |               |
| User Shoulder Height (to floor)   | 635 - 920 mm  | 870 - 1190 mm      | 1070 - 1490 mm |              |               |               |
| User Saddle Height (inside leg)   | 220 - 440 mm  | 400 - 610 mm       | 550 - 810 mm   |              |               |               |
| Maximum User Weight               | 25 kgs  | 50 kgs             | 80 kgs         |              |               |               |
| Frame Weight                      | 12 kgs  | 6.5 kgs            | 9.5 kgs        |              |               |               |
| Upper Support Unit Weight         | Size 1 Frame and Upper Support Unit do not separate |                    | 10.5 kgs       |              | 11 kgs        |               |
| Frame Width                       | 570 mm  | 670 mm             | 720 mm         |              |               |               |
| Frame Length                      | 720 mm  | 850 mm             | 1100 mm        |              |               |               |
| Saddle                            | 225 mm L x 80 mm W                                  | 255 mm L x 80 mm W |                |              |               |               |
| Harness Sizing Specification      | Size 1  | Size 2             | Size 3         | Size 4       | Size 5        | Size 6        |
| Age (approximate)                 | 1 - 4 years   | 2 - 6 years        | 5 - 9 years    | 8 - 12 years | 12 - 15 years | 16 - 18 years |
| Waist at Navel Level              | 460 - 560 mm  | 500 - 600 mm       | 550 - 650 mm   | 600 - 700 mm | 700 - 800 mm  | 800 - 900 mm  |
| Color                             | Purple  | Green              | Blue           | Red          | Orange        | Gray          |
| Maximum User Weight               | 50 kgs  | 50 kgs             | 50 kgs         | 80 kgs       | 80 kgs        | 80 kgs        |



**Sunrise Medical Canada Inc.**  
**237 Romina Drive, Unit 3 • Concord, ON L4K 4V3 • Canada**

Customer Service: (800) 263-3390 E-mail: cscanada@sunmed.com www.sunrisemedical.ca

Specifications subject to change without notice. © 7/2024 Sunrise Medical Canada Inc. MK-130103-CAN Rev 4

