



ORDER FORM

February 2024

MyWay+

EILK01

Unique, open frame gait trainer designed to support children in an upright, hands-free position.

Customer			
Account			
Account #		Date	
<input type="checkbox"/> Quote	<input type="checkbox"/> Order	PO #	
Buyer			
Mark For			

Shipping Address			
Name			
Address			
City		Prov	
PC		Phone	
Email / Fax			

MyWay+

✓ OPTION	DESCRIPTION	RETAIL
----------	-------------	--------

Packages \$

Includes Frame, Harness, User Handles, Guide Handles, Headrest, Saddle and Ankle Guides.

Packages for Frame Sizes 1 & 2 include Size 1 Saddle. Packages for Frame Size 3 includes Size 2 Saddle.

<input type="checkbox"/>	122QE02	Size 1 MyWay+ Package with Size 1 Harness	\$6,649
<input type="checkbox"/>	122QE03	Size 1 MyWay+ Package with Size 2 Harness	\$6,653
<input type="checkbox"/>	122QE04	Size 1 MyWay+ Package with Size 3 Harness	\$6,688
<input type="checkbox"/>	122QE05	Size 2 MyWay+ Package with Size 3 Harness	\$7,387
<input type="checkbox"/>	122QE06	Size 2 MyWay+ Package with Size 4 Harness	\$7,427
<input type="checkbox"/>	122QE07	Size 2 MyWay+ Package with Size 5 Harness	\$7,471
<input type="checkbox"/>	122QE08	Size 3 MyWay+ Package with Size 4 Harness	\$7,649
<input type="checkbox"/>	122QE09	Size 3 MyWay+ Package with Size 5 Harness	\$7,693
<input type="checkbox"/>	122QE10	Size 3 MyWay+ Package with Size 6 Harness	\$7,712

Frame \$

Selection Required. Includes multi-functional casters.

<input type="checkbox"/>	122FT17	Size 1 MyWay+ Frame	\$4,561
<input type="checkbox"/>	122FT18	Size 2 MyWay+ Frame	\$5,260
<input type="checkbox"/>	122FT19	Size 3 MyWay+ Frame	\$5,479

Harness \$

Selection Required.

<input type="checkbox"/>	122NH34	Size 1 Harness - Purple	\$392
<input type="checkbox"/>	122NH35	Size 2 Harness - Green	\$396
<input type="checkbox"/>	122NH36	Size 3 Harness - Blue	\$431
<input type="checkbox"/>	122NH37	Size 4 Harness - Red	\$470
<input type="checkbox"/>	122NH38	Size 5 Harness - Orange	\$515
<input type="checkbox"/>	122NH39	Size 6 Harness - Grey	\$534



Size 1 - Purple

Size 2 - Green










Size 3 - Blue

Size 4 - Red

Size 5 - Orange

Size 6 - Grey

For ease of ordering configured units,
use the **NEW MyWay+ configurator.**

MyWay+			
✓ OPTION	DESCRIPTION	RETAIL	
User Handles			\$
User Handles MUST match Frame Size. Complex User Handles Ball Grip standard; Cylinder Grip optional.			
<input type="checkbox"/> 122HY1	Size 1 User Handles - Pair	\$359	
<input type="checkbox"/> 122HY2	Size 2 User Handles - Pair	\$359	
<input type="checkbox"/> 122HY3	Size 3 User Handles - Pair	\$359	
<input type="checkbox"/> 122HY17	Size 1 Complex User Handles	\$1,845	
<input type="checkbox"/> 122HY18	Size 2 Complex User Handles	\$1,922	
<input type="checkbox"/> 122HY19	Size 3 Complex User Handles	\$1,973	
<input type="checkbox"/> 122HY22	Cylinder Grip - Pair	\$77	
Guide Handles			\$
Use Size 1 Adult Handles for Size 1 Frame. Use Size 2 Adult Handles for Size 2 & 3 Frame.			
<input type="checkbox"/> 122HY20	Size 1 Adult Handles - Fits Size 1 Frame	\$441	
<input type="checkbox"/> 122HY21	Size 2 Adult Handles - Fits Size 2 & 3 Frame	\$441	
Headrests			\$
<input type="checkbox"/> 122HE49	Headrest - One Size	\$441	 
<input type="checkbox"/> 122HE30	Complex Headrest - One Size	\$718	
Saddles			\$
Saddle Size 1 recommended for Size 1 & 2 Frames. Saddle size 2 recommended for Size 2 & 3 Frames.			
<input type="checkbox"/> 1229A19	Size 1 Saddle	\$381	
<input type="checkbox"/> 1229A20	Size 2 Saddle	\$384	
<input type="checkbox"/> 1229A21	Size 1 Narrow Saddle	\$441	
<input type="checkbox"/> 1229A22	Size 2 Narrow Saddle	\$441	
Foot and Leg Positioning Accessories			\$
Ankle Guides MUST match Frame Size.			
<input type="checkbox"/> 122DI60	Size 1 Drop - Fits Size 1 Narrow Saddle ONLY	\$236	
<input type="checkbox"/> 122DI61	Size 2 Drop - Fits Size 2 Narrow Saddle ONLY	\$256	
<input type="checkbox"/> 122DI62	Size 3 Drop - Fits Size 2 Narrow Saddle ONLY	\$287	
<input type="checkbox"/> 122DI63	Size 1 Ankle Guides - Pair	\$273	
<input type="checkbox"/> 122DI64	Size 2 Ankle Guides - Pair	\$273	
<input type="checkbox"/> 122DI65	Size 3 Ankle Guides - Pair	\$273	
<input type="checkbox"/> 122DI66	Hoist Strap - Pair	\$66	

To order individual MyWay+ accessories, see parts listed below.

MyWay+ Spare Parts

✓ PART	DESCRIPTION	RETAIL
Harness		\$
<input type="checkbox"/> 173-4100-04	Size 1 Harness - Purple	\$392
<input type="checkbox"/> 173-4200-07	Size 2 Harness - Green	\$396
<input type="checkbox"/> 173-4300-02	Size 3 Harness - Blue	\$431
<input type="checkbox"/> 173-4400-09	Size 4 Harness - Red	\$470
<input type="checkbox"/> 173-4500-06	Size 5 Harness - Orange	\$515
<input type="checkbox"/> 173-4600-08	Size 6 Harness - Grey	\$534

Handles	\$
----------------	-----------

User Handles MUST match Frame Size. Complex User Handles Ball Grip standard; Cylinder Grip optional.

<input type="checkbox"/> 209-1667	Size 1 User Handles - Pair	\$359
<input type="checkbox"/> 209-2667	Size 2 User Handles - Pair	\$359
<input type="checkbox"/> 209-3667	Size 3 User Handles - Pair	\$359
<input type="checkbox"/> 209-1740	Size 1 Complex User Handles	\$1,845
<input type="checkbox"/> 209-2740	Size 2 Complex User Handles	\$1,922
<input type="checkbox"/> 209-3740	Size 3 Complex User Handles	\$1,973
<input type="checkbox"/> 209-1741	Cylinder Grip - Pair	\$77

Guide Handles	\$
----------------------	-----------

Use Size 1 Adult Handles for Size 1 Frame. Use Size 2 Adult Handles for Size 2 & 3 Frame.

<input type="checkbox"/> 209-1691	Size 1 Adult Handles - Fits Size 1 Frame	\$441
<input type="checkbox"/> 209-2691	Size 2 Adult Handles - Fits Size 2 & 3 Frame	\$441

Headrests	\$
------------------	-----------

<input type="checkbox"/> 173-1680	Headrest - One Size	\$243
<input type="checkbox"/> 209-1680	Complex Headrest - One Size	\$718

Saddles	\$
----------------	-----------

Saddle Size 1 recommended for Size 1 & 2 Frames. Saddle size 2 recommended for Size 2 & 3 Frames.

<input type="checkbox"/> 173-1671	Size 1 Saddle	\$381
<input type="checkbox"/> 173-2671	Size 2 Saddle	\$384
<input type="checkbox"/> 209-1671	Size 1 Narrow Saddle	\$564
<input type="checkbox"/> 209-2671	Size 2 Narrow Saddle	\$589

Foot and Leg Positioning	\$
---------------------------------	-----------

Ankle Guides MUST match Frame Size.

<input type="checkbox"/> 209-1679	Size 1 Drop - Fits Size 1 Narrow Saddle ONLY	\$236
<input type="checkbox"/> 209-2679	Size 2 Drop - Fits Size 2 Narrow Saddle ONLY	\$256
<input type="checkbox"/> 209-3679	Size 3 Drop - Fits Size 2 Narrow Saddle ONLY	\$287
<input type="checkbox"/> 209-1700	Size 1 Ankle Guides - Pair	\$436
<input type="checkbox"/> 209-2700	Size 2 Ankle Guides - Pair	\$436
<input type="checkbox"/> 209-3700	Size 3 Ankle Guides - Pair	\$436
<input type="checkbox"/> 173-1800	Hoist Strap - Pair	\$66

Technical Specifications - Imperial						
Frame Sizing Specification	Size 1	Size 2	Size 3			
Age (approximate)	1 - 5 years	4 - 11 years	9 - 16 years			
User Shoulder Height (to floor)	23 - 34"	34 - 47"	42 - 59"			
User Saddle Height (inside leg)	9.5 - 16"	16 - 24"	21.5 - 32"			
Maximum User Weight	55 lbs.	110 lbs.	176 lbs.			
Frame Weight	26.5 lbs.	14.5 lbs.	21 lbs.			
Upper Support Unit Weight	Size 1 Frame and Upper Support Unit do not separate		23 lbs.	24 lbs.		
Frame Width	22.5"	26.5"	28.5"			
Frame Length	28.5"	33.5"	43.5"			
Saddle	9" L x 3.25" W	10" L x 3.25" W				
Harness Sizing Specification	Size 1	Size 2	Size 3	Size 4	Size 5	Size 6
Age (approximate)	1 - 4 years	2 - 6 years	5 - 9 years	8 - 12 years	12 - 15 years	16 - 18 years
Waist at Navel Level	18 - 22"	19.5 - 23.5"	21.5 - 25.5"	23.5 - 27.5"	27.5 - 31.5"	31.5 - 35.5"
Color	Purple	Green	Blue	Red	Orange	Gray
Maximum User Weight	110 lbs.	110 lbs.	110 lbs.	176 lbs.	176 lbs.	176 lbs.

Technical Specifications - Metric						
Frame Sizing Specification	Size 1	Size 2	Size 3			
Age (approximate)	1 - 5 years	4 - 11 years	9 - 16 years			
User Shoulder Height (to floor)	635 - 920 mm	870 - 1190 mm	1070 - 1490 mm			
User Saddle Height (inside leg)	220 - 440 mm	400 - 610 mm	550 - 810 mm			
Maximum User Weight	25 kgs	50 kgs	80 kgs			
Frame Weight	12 kgs	6.5 kgs	9.5 kgs			
Upper Support Unit Weight	Size 1 Frame and Upper Support Unit do not separate		10.5 kgs	11 kgs		
Frame Width	570 mm	670 mm	720 mm			
Frame Length	720 mm	850 mm	1100 mm			
Saddle	225 mm L x 80 mm W	255 mm L x 80 mm W				
Harness Sizing Specification	Size 1	Size 2	Size 3	Size 4	Size 5	Size 6
Age (approximate)	1 - 4 years	2 - 6 years	5 - 9 years	8 - 12 years	12 - 15 years	16 - 18 years
Waist at Navel Level	460 - 560 mm	500 - 600 mm	550 - 650 mm	600 - 700 mm	700 - 800 mm	800 - 900 mm
Color	Purple	Green	Blue	Red	Orange	Gray
Maximum User Weight	50 kgs	50 kgs	50 kgs	80 kgs	80 kgs	80 kgs



Sunrise Medical Canada Inc.
237 Romina Drive, Unit 3 • Concord, ON L4K 4V3 • Canada

Customer Service: (800) 263-3390 E-mail: cscanada@sunmed.com www.sunrisemedical.ca

Specifications subject to change without notice. © 02/2024 Sunrise Medical Canada Inc. MK-130103-CAN Rev 3

