



MANUAL WHEELCHAIR

REFERENCE GUIDE

A COMPREHENSIVE
GUIDE TO SELECTING
THE RIGHT QUICKIE
MANUAL WHEELCHAIR



LIVE
WITH
OUT
LIMITS



	RIGID						TILT-IN-SPACE		FOLDING							
	K0005						E1161		K0005					K0007		
	Nitrum®	Nitrum® Hybrid	5 th	QRi	GP / GPV	GPSA	IRIS / IRIS SE	SR45	Xenon ² FF	Xenon ² Hybrid	Xenon ² SA	QUICKIE 2 Lite	QUICKIE 2	QXi	M6	
Specifications subject to change without notice.																
Design	Frame Style	Rigid - Open	Rigid - Dual Tube	Rigid - Open	Rigid - Open	Rigid - Traditional	Rigid - Swing-Away	Rotation in Space	Rotation in Space	Folding	Folding	Folding	Folding	Folding	Folding	Folding
	Standard Weight†	18.3 lbs (Std. Config.) 10.8 lbs (Transport)	20.3 lbs (Std. Config.) 12.8 lbs (Transport)	21.5 lbs (Std. Config.) 12.9 lbs (Transport)	22 lbs (Std. Config.) 13.4 lbs (Transport)	GP: 23.75 lbs GPV: 23.6 lbs	26 lbs	38 lbs (w/footrests, 18x18)	39 lbs	19.4 lbs (Std. Config.) 14.4 lbs (Transport)	20.9 lbs (Std. Config.) 16 lbs (Transport)	22.7 lbs (Std. Config.) 17.7 lbs (Transport)	23.5 lbs (fixed) 24.8 (swing-away)	24.5 lbs (Std. Config.) 13.6 lbs (Transport)	28.8 lbs	53 lbs (w/o footrests)
	User Weight Capacity*	275 lbs	300 lbs	265 lbs	265 lbs	250 lbs*	250 lbs*	300 lbs (Std) 400 lbs (HD)	265 lbs	240 lbs	300 lbs	265 lbs	265 lbs	300 lbs (Std) 350 lbs (HD)	300 lbs	650 lbs
Adjustability	Seat Width	12" to 20"	12" to 20"	12" to 20" *	12" to 20"	12" to 22" *	12" to 22" *	14" to 22"	14" to 20"	12.5" to 18"	12.5" to 19.5"	12.5" to 19.5"	14" to 20"	12" to 22" *	14" to 20"	22" to 30"
	Seat Depth	12" to 20"	12" to 20"	12" to 20" *	12" to 20"	12" to 18" * (GP) 12" to 22" * (GPV)	12" to 22"	14" to 22"	14" to 22"	13.5" to 19.5"	13.5" to 19.5"	13.5" to 19.5"	14" to 20"	12" to 20" *	14" to 20"	18" to 22"
	Back Angle Adjustment	Fore (-) 18° to Aft (+) 10°	Fore (-) 18° to Aft (+) 10°	Fore (-) 17° to Aft (+) 8°	Fore (-) 17° to Aft (+) 8°	Fore (-) 8° to Aft (+) 4°	Fore (-) 8° to Aft (+) 4°	Fore (-) 5° to Aft (+) 30°	Fore (-) 5° to Aft (+) 30°	Fore (-) 15° to Aft (+) 13°	Fore (-) 15° to Aft (+) 13°	Fore (-) 15° to Aft (+) 13°	Fore (-) 4° to Aft (+) 14°	Fore (-) 3° to Aft (+) 15°	Fore (-) 5° to Aft (+) 14°	N/A
	Camber	0°, 3°, 6°	0°, 3°, 6°	0°, 3°, 6°	0° to 3°	0° to 11°	0° to 11°	0°	0°	0°, 2°, 4°	0°, 2°, 4°	0°, 2°, 4°	0°, 2°, 4°	0°, 2°, 4°	0°, 3°	0°
	Tension Adj. Upholstery	Yes	Yes	Yes	Yes	Yes	Yes	No	No	Yes	Yes	Yes	Yes	Yes	Yes	No
Clinical Applications	Front Seat-to-Floor Ht.	16" to 21"	16" to 21"	16" to 21"	15" to 20"	15.5" to 23"	15.5" to 23"	12.5" to 19"	14" to 20.5"	17" to 21.5"	17" to 21.5"	17" to 22"	15.5" to 21"	13.5" to 22"	12.5" to 19.5"	17" to 20"
	Rear Seat-to-Floor Ht.	13" to 20"	13" to 20"	13" to 20"	14" to 20"	14.5" to 20.5" (GP) 14.5" to 20.6" (GPV)	14.5" to 20.5"	12.5" to 19"	14" to 20.5"	14.5" to 19.5"	14.5" to 19.5"	14.5" to 19.5"	13" to 19.5"	13" to 22"	12" to 19"	17" to 20"
	Footrest / Frame Angle	75°, 80°, 85°	75°, 80°, 85°	75°, 80°, 85°	75°, 80°, 85°	70°, 80°, 85°	Swing-Away	60°, 70°, 80°, 90°, Elevating	70°, 80°, Elevating	80°, 88°	80°, 88°	70°, 80°, ELR	70°, 80°	60°, 70°, 80°, 90° Swing-Away	60°, 70°, 80°, Elevating	Swing-Away
	Fold-Down Back	Yes	Yes	Yes	Yes	Yes	Yes	Yes	Optional	Yes	Yes	Yes	No	No	No	No
	Adjustable Back Height	Adjust. 10" to 20" Fixed: 8" to 19"	Adjust. 10" to 20" Fixed: 8" to 19"	Adj. 10" to 20"	Adj. 14" to 20"	Adj. 8" to 20"	Adj. 8" to 20"	Adj. 15" to 21" or 18" to 24"	Adj. 15" to 21" or 18" to 24"	Adj. 9.8" to 18.7"	Adj. 9.8" to 18.7"	Adj. 9.8" to 18.7"	9" to 21"	9" to 21"	13" to 17" or 16" to 20"	16.75" to 20.13"
	Center of Gravity (COG)	0" to 4"	0" to 4"	-1.5" to 4"	1" to 3"	0.5" to 3.5"	0.5" to 3.5"	N/A	N/A	0.5" to 4.0"	0.5" to 4.0"	0.5" to 4.0"	0.5" to 3"	1" to 3.5"	1" to 3"	N/A
	Tilt Range	-	-	-	-	-	-	40° or 55°	45°	-	-	-	-	-	-	-
Lifestyle Options	Xtender Power Assist*	Yes	Yes	Yes	No	Yes	Yes	No	No	No	No	No	Yes*	Yes	No	No
	Front Suspension	Yes	Yes	Yes	Yes	Built-4-Me	Built-4-Me	Built-4-Me	Built-4-Me	Yes	Yes	Yes	Yes	Yes	Built-4-Me	No
	Rear Suspension	Yes	No	Yes	No	No	No	No	No	No	No	No	No	No	No	No
	Transit	Yes°	Yes°	Yes°	Yes°	No	No	Yes°	Yes	No	No	No	Yes°	Yes°	Yes	No
	Warranty	Limited Lifetime	Limited Lifetime	Limited Lifetime	Limited Lifetime	Limited Lifetime	Limited Lifetime	Limited Lifetime	Limited Lifetime	Limited Lifetime	Limited Lifetime	Limited Lifetime	Limited Lifetime	Limited Lifetime	Limited Lifetime	Limited Lifetime

* Additional options available through QUICKIE Built-4-Me.

† Transport Weight = all items that can be removed without tools to depict transporting into or out of a vehicle.
Standard Config. = 16" x 16" chair with wheel locks.

° Conforms with ANSI/RESNA WC-19 standards. Please refer to QUICKIE & ZIPPIE WC-19 Transit Securement Supplement (MK-100072) for additional information. Supplement is available for download at www.SunriseMedical.com.

• WARNING: Addition of the following options limits the maximum allowable user weight: QUICKIE Xtender® = 265 lbs, Z-finity® Footrest = 165 lbs., Proton Wheels = 220 lbs. Refer to order form for options available on each chair.

IMPORTANT NOTE: The color options shown are for reference only. They are not intended as accurate representations. Refer to the QUICKIE Color Brochure or a QUICKIE Color Ring for representations of QUICKIE colors.

Available on Nitrum and 5R chairs.

Kolorfusion™ available on select QUICKIE chairs.


Zebra Kolorfusion™ pattern is available on any base color. Shown here on Candy Blue.




Our Built-4-Me Team is dedicated to creating product customizations beyond what is listed on our product order forms. Experts in the engineering and manufacturing of custom rehab products will listen to your specific requests and build a chair as individual as your fingerprint!

JAY[®] Seating Selection

JAY CUSHIONS



Basic
E2601, E2602




Soft Combi™ P
E2605, E2606



Care™
E2607, E2608



Zip®
E2607



GO™
E2603, E2604



Lite™
E2603, E2604, E2607, E2608



Easy®
E2607, E2608



Ion®
E2607, E2608



Union®
E2607, E2608



X2®
E2622



J2®
E2622, E2623, E2624, E2625



J2® Deep Contour
E2622, E2623, E2624, E2625



Fusion®
E2622, E2623



Fusion® CryoFluid™
E2622, E2623



J3®
E2622, E2623, E2624, E2625

JAY BACKS



Basic
E2611



GO™
E2611, E2612



Care™
E2615



Focus Point
E2620



J3® Carbon Fiber
E2613



J3® PA
E2613, E2614



J3® PL
E2615



J3® PD, PDL, PDC
E2620



Sunrise Medical (US) LLC, Fresno, CA 93727
103730 Rev.U ©06.2021

800.333.4000 www.SunriseMedical.com

