

ORDER FORM



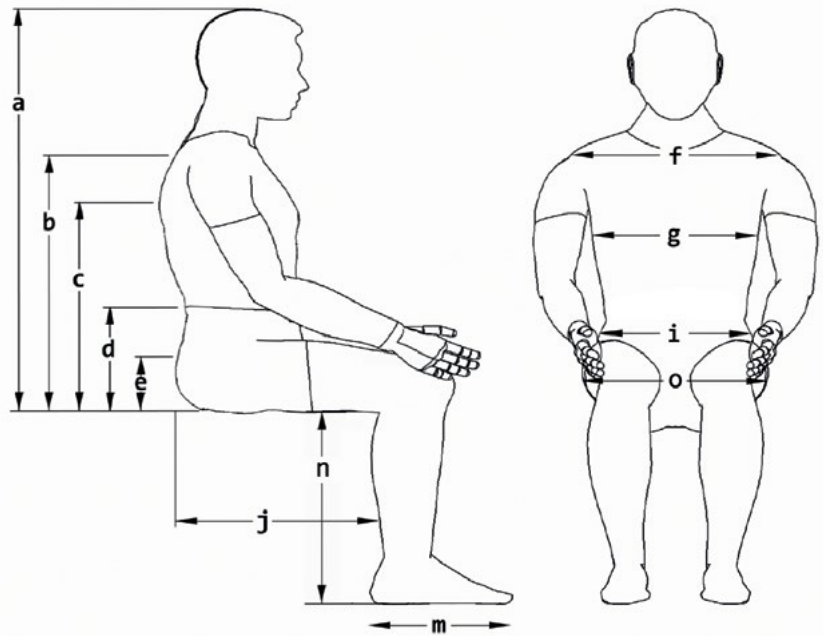
**Q300M** with SEDEO<sup>®</sup> LITE<sup>™</sup>

AADL - W577A  
EIPW40

Customer		Ship To	
Account #		Name	
Date		Address	
PO#		City	
Buyer		Province	Postal Code
Mark For		Phone	

## Client Measurements

a) Top of head to seat	in
b) Top of shoulder to seat	in
c) Underarm to seat	in
d) Elbow to seat	in
e) Top of leg to seat	in
f) Shoulder width	in
g) Chest width	in
i) Hip width	in
j) Actual sitting depth	in
m) Foot length	in
n) Knee to foot	in
o) Seat width	in




## Notes



## Chair Specifications

Weights starting at: (with Batteries)	NPC: 250 lbs SPC: 274 lbs
Power Seating	50° or 30° of CG Tilt / 12" seat elevator
Seat Type	SEDEO® LITE™
Seat Size Range	Width 15" to 20" Depth 16" to 22"
Seat-to-Floor Height Range	16.5" to 19"

## Mid-Wheel Drive Base Specifications

Drive Wheel Position	Mid-wheel drive
User Weight Capacity	300 lbs.
Base Size	Width 20.5", Length 33"
Minimum Turning Radius	17" (excludes footplates)
Drive Control	R-net PM 90A / VR-2 90A
Driving Range	Up to 17 miles
Drive Motors	4-pole 6 mph / 10 kph
Drive Wheels	12" w/flat-free inserts (black) 14" w/flat-free inserts (black)
Casters	7" front / 7" rear (black)
Charger	8A Dual Mode (Compact)
Battery Size	50Ah Group 22
Color	8 shroud colors and 7 color accents
Ground Clearance	3"

BASE			
OPTION		DESCRIPTION	RETAIL
Standard Duty Mid Wheel Drive Base <i>End Item Number EIPW40 (LITE™ Seat)</i>			\$
400PC294		Quickie Q300 M NPC No Power Option for SEDEO® LITE™ Seat Included in Base Pricing : Q300 M Base, VR-2 90amp Electronics for No Power Seat Functions, Six-Wheel Suspension, 12" Drive Wheels with Dual Density Inserts, 7" Flat Free Casters, ISO Occupied Tie-Down Brackets and 8amp Charger. Max Speed = 6mph, Weight Capacity = 300lbs., STFH = 16.5".	\$7,953.00
400PC295		Quickie Q300 M SPC Single Power Option for SEDEO® LITE™ Seat Included in Base Pricing : Q300 M Base, VR-2 90amp Electronics for No Power Seat Functions, Six-Wheel Suspension, 12" Drive Wheels with Dual Density Inserts, 7" Flat Free Casters, ISO Occupied Tie-Down Brackets and 8amp Charger. Max Speed = 6mph, Weight Capacity = 300lbs., STFH = 16.5".	\$7,953.00
User Weight			\$
400WG23		Up to 300 lbs.	NC
Motor Package			\$
400PF99		4-pole 10 kph / 6 mph	NC
Drive Wheels  P. 15			\$
400DW13		Drive Wheel, 12", Solid, Knobby, Black	NC
400DW58		Drive Wheel, 14", Solid, Knobby, Black	NC
Caster Wheels  P. 15			\$
400CW59		Caster Wheels 7", Solid, Black	NC
Shroud Color			\$
400C164		Black	NC
400C165		Candy Apple Red	NC
400C166		Candy Blue	NC
400C167		Candy Purple	NC
400C176		Green Apple	NC
400C178		Pearl Pink	NC
400C182		Silver	NC
400C125		White	NC
Color Accents			\$
<i>Note: Color Accents and Shroud Colors may not match.</i>			
400EZ20		Apple Green	NC
400EZ22		Black	NC
400EZ21		Blue	NC
400EZ23		Orange	NC
400EZ24		Red	NC
400EZ19		White	NC
400EZ25		Silver	NC

BASE			
OPTION		DESCRIPTION	RETAIL
<b>ISO Transit Tie Downs</b>			\$
400T050		ISO Transit Package	NC
<b>LED Lights</b>  P. 15			\$
400LI04		LED Lights and Indicators	\$1,207.00
400LI08		LED Fender Lights	\$636.00
400LI02		Omit LED Lights	NC
<b>Seat Heights</b>			\$
<b>Seat Height</b> <i>Measured from front of seat pan to floor with 0° frame angle. Not all seat heights are available with all seat depths and power seating. Please see online configurator for full availability.</i>			
400HT103		16.5"	NC
400HT55		17"	NC
400HT104		17.5"	NC
400HT56		18"	NC
400HT105		18.5"	NC
400HT57		19"	NC
<b>Batteries and Chargers</b>  P. 15			\$
<b>Group 22 Battery</b>			
400AG35		GP22 / 50Ah Flat Top Pair	\$668.00
<b>Omit Batteries</b>			
400AG24		Battery Harnesses Only <i>(Omit Batteries)</i>	NC
<b>Chargers</b>			
400BJ30		10A Dual Mode (Compact)	\$160.00
400BJ19		8A Dual Mode (Compact)	NC

**POWERED SEATING**

OPTION	DESCRIPTION	RETAIL
--------	-------------	--------

**Power Seating Options**  P. 15 \$
**Seat Elevator**

400PI07	Seat Elevator, Powered, 300 mm / 12"	\$3,426.00
400PI08	C-Me® Seat Elevator, Powered, 300 mm / 12" <i>(C-Me speed up to 3 mph) (N/A with VR-2)</i>	\$3,426.00

**Seat Tilt**

400PA48	Posterior 50° Tilt <b>(W993 for Power Tilt)</b>	\$6,400.00
---------	---	------------

**Pre Set Seat Frame Angle (No Power Seating Options, Increases Seat to Floor Height)** \$

400FA10	0° <i>(Adds 0" to STFH)</i>	NC
400FA3	3° <i>(Adds 1" to STFH)</i>	NC

**SEDEO® LITE™ Backrest Frame (Angle Adjustable 86° to 106°)** \$
**Back Frame Width**

400BF21	Width Adjustable, 385 to 485 mm / 15" to 19"	NC
400BF22	Width Adjustable, 460 to 510 mm / 18" to 20"	NC

**Back Cane Height**

400B263	Standard, 18" to 20"	NC
400B264	Tall, 21" to 23"	NC
400PH30	Height Adjustable, Short w/Trailing Push Handles, 20" to 22"	NC
400PH31	Height Adjustable, Tall w/Trailing Push Handles, 23" to 26"	NC

**Backrest Frame Option** \$

400BF13	Flip Down, Quick Release	\$176.00
400BF24	Removable	NC

**Back Cushion Type** \$

400BT148	SEDEO® LITE™ Sling Back with Tension Adjustable Straps <i>(Choose Seating in Section A)</i>	NC
400BT135	JAY® J3® <i>(Choose Seating in Section B)</i>	NC
400BT133	OMIT <i>(For personalized Mounting. No Headrest Mount)</i>	NC

**POWERED SEATING**

OPTION	DESCRIPTION	RETAIL
--------	-------------	--------

**A - SEDEO® LITE™****A - SEDEO® LITE™ Sling Back Dimensions**

\$

**Installed Back Height - (From Pan to Top of Back)**

400JR71	18"	NC
400JR72	19"	NC
400JR73	20"	NC
400JR74	21"	NC
400JR75	22"	NC
400JR76	23"	NC

**B - JAY® J3® Back****B - JAY® J3® Back - Contour**  p. 15

\$

400JP01	J3® PA Back for 16"-20" Wide	\$899.00
400JP11	J3® PL Back for 16"-20" Wide	\$971.00
400JP13	J3® PD Back for 16"-20" Wide <i>(18" and 21" Shell Height Only)</i>	\$1,052.00

**B - JAY® J3® Back Mounting Hardware**

\$

400JP20	TH	NC
---------	----	----

**B - JAY® J3® Back Width**

\$

400JQ02	16"	NC
400JQ03	18"	NC
400JQ04	20"	NC

**B - JAY® J3® Back Shell Options and Height Ranges**

\$

**JAY® J3® Shell Height**

400JR14	16.5" tall shell <i>(Upper Thoracic Short)</i>	NC
400JR15	18" tall shell <i>(Upper Thoracic Med)</i>	NC
400JR16	19.5" tall shell <i>(Upper Thoracic Tall)</i>	NC
400JR17	21" tall shell <i>(Shoulder Height)</i>	NC
400JR27	22.5" tall shell <i>(Shoulder Height)</i>	NC
400JR28	24" tall shell <i>(Shoulder Height)</i>	NC

**POWERED SEATING**

OPTION	DESCRIPTION	RETAIL
<b>JAY® J3® Installed Back Height (From Pan to Top of Back)</b>		
400JR29	21"	NC
400JR19	22"	NC
400JR20	23"	NC
400JR21	24"	NC
400JR22	25"	NC
400JR23	26"	NC
400JR24	27"	NC
400JR25	28"	NC
400JR30	29"	NC
400JR31	30"	NC

**B - JAY® Anterior Thoracic Support**  P.15

\$

*Classic-Structure Pull Down Harness (4 point strap, Only available with JAY® backrest)*

400K10	Medium (ATS8302)	\$320.00
400K11	Large (ATS8303)	\$320.00

**B - JAY® Lateral Thoracic Swing-Away Supports** *(Requires pad, upholstery, and mount)*

\$

**Lateral Thoracic Support Pads**

400JW35	Lateral Thoracic (LxH) 100 mm x 127 mm / 4" x 5" Pad - Right	\$72.00
400JW38	Lateral Thoracic (LxH) 100 mm x 127 mm / 4" x 5" Pad - Left	\$72.00
400JW36	Lateral Thoracic (LxH) 100 mm x 152 mm / 4"x 6" Pad - Right	\$72.00
400JW39	Lateral Thoracic (LxH) 100 mm x 152 mm / 4"x 6" Pad - Left	\$72.00
400JW37	Lateral Thoracic (LxH) 152 mm x 100 mm / 6" x 4" Pad - Right	\$72.00
400JW40	Lateral Thoracic (LxH) 152 mm x 100 mm / 6" x 4" Pad - Left	\$72.00

**Lateral Thoracic Support Pad Upholstery**

400NU01	Premium Leatherette	NC
400NU02	Stretch	NC

**Lateral Thoracic Swing-Away Mount**

400JW41	Lateral Thoracic Swing-Away Bracket - Right	\$320.00
400JW42	Lateral Thoracic Swing-Away Bracket - Left	\$320.00

## POWERED SEATING

OPTION	DESCRIPTION	RETAIL
--------	-------------	--------

Headrests *(Requires Pad, Upholstery, & Mount)*  P. 16

\$

## Headrest Pad

400HE36	SEDEO® Pad Small with Cover (LxH) 240 x 150 mm / 10" x 6" <i>Can only be used with Multi Position Headrest Mount with quick-release and SEDEO® upholstery</i>	\$224.00
400HE38	Whitmyer® Plush Headrest Pad 203 mm / 8"	\$371.00
400HE39	Whitmyer® Plush Headrest Pad 254 mm / 10"	\$371.00
400HE44	Whitmyer® Plush Headrest Pad 356 mm / 14"	\$371.00
400HE46	Whitmyer® Adjust-A-Plush Headrest Pad Medium <i>(Adjustable 7" to 16" Wide x 4" Tall)</i>	\$438.00
400HE48	OMIT Headrest Pad	NC

## Headrest Pad Upholstery

400NU10	SEDEO® Upholstery	NC
400NU11	Whitmyer® Lycra	NC

## Headrest Mount

400MH32	SEDEO® Multi-Position Headrest Mount with Quick Release <i>(Only available with SEDEO® Pad)</i>	\$549.00
400MH33	Whitmyer® Linx Headrest Mount with Quick Release	\$243.00
400MH34	Whitmyer® Linx-2 Headrest Mount with Quick Release	\$294.00
400MH35	Whitmyer® AXYS Headrest Mount with Quick Release	\$243.00
400MH17	OMIT Headrest Mount	NC

## Seat Cushion Type

\$

400ST80	JAY® (See Section C)	NC
400ST75	Omit	NC

## Seat Size

\$

Seat Pan Width *(Odd sizes not available on SEDEO® cushions)*

400R78	15"	NC
400R53	16"	NC
400R54	17"	NC
400R55	18"	NC
400R56	19"	NC
400R57	20"	NC

Seat Pan Depth *(Front of seat pan to front of back cushion – effective depth)*

400RF51	16"	NC
400RF45	17"	NC
400RF46	18"	NC
400RF47	19"	NC
400RF48	20"	NC
400RF49	21"	NC
400RF50	22"	NC



**POWERED SEATING**

OPTION	DESCRIPTION	RETAIL
--------	-------------	--------

**C - JAY® Seat Cushion**

**C - JAY® Seat Cushion**  P. 16 \$

400CU59	JAY® Ion® <i>(Sizes 16" to 20" Wide)</i>	\$498.00
400CU61	JAY® Union® <i>(Sizes 16" to 20" Wide)</i>	\$753.00
400CU64	JAY® Fusion® <i>(Sizes 16" to 20" Wide)</i>	\$1,030.00
400CU104	JAY® Fusion® with Cryo® Technology <i>(Sizes 16" to 20" Wide)</i>	\$1,135.00

**C - JAY® Solid Seat** \$

400CU84	JAY® Solid Seat	\$343.00
---------	-----------------	----------

## POSITIONING SUPPORTS & ACCESSORIES

OPTION	DESCRIPTION	RETAIL
<b>Knee and Thigh Swing-Away Support Pads</b> \$		
<b>Lateral Knee Support Pads and Hardware (must pick pad and mount)</b>		
400XY05	Lateral Knee Support Pad, Right (4" round)	\$243.00
400XY06	Lateral Knee Support Pad, Left (4" round)	\$243.00
400XX08	Lateral Swing-Away Bracket Knee - Right	\$320.00
400XX09	Lateral Swing-Away Bracket Knee - Left	\$320.00
<b>Lateral Thigh Support Pads and Hardware (must pick pad and mount)</b>		
400KF22	Lateral Thigh Support Pad Short, Right (5"x5")	\$144.00
400KF23	Lateral Thigh Support Pad Short, Left (5"x5")	\$144.00
400KF24	Lateral Thigh Support Pad Long, Right (5"x7")	\$144.00
400KF25	Lateral Thigh Support Pad Long, Left (5"x7")	\$144.00
400KF26	Lateral Thigh Removable Mount - Right	\$320.00
400KF27	Lateral Thigh Removable Mount - Left	\$320.00
<b>Armrest Structure</b>  P. 16 \$		
400EG41	Reclining, Flip Back, Short (Best used with shorter seat depths) (Height Adjustable 9" to 15")	NC
400EG36	Reclining, Flip Back with 2-point post locking arm. (Height Adjustable 11" to 15" x 0.625")	\$346.00
400EG34	Single Post, SEDEO LITE, Removable (N/A with thigh support) (Height Adjustable 10" to 15")	NC
<b>Arm Pads</b>  P. 16 \$		
<b>SEDEO® Armrest Pad</b>		
400AB62	300 mm / 12", Integral Foam, Right	\$53.00
400AE62	300 mm / 12", Integral Foam, Left	\$53.00
400AB63	400 mm / 16", Integral Foam, Right	\$53.00
400AE63	400 mm / 16", Integral Foam, Left	\$53.00
400AB61	SEDEO LITE Pad, Right	NC
400AE61	SEDEO LITE Pad, Left	NC
<b>Comfort Arm Pad (Foam)</b>		
400AB46	2" Wide Right	\$111.00
400AE46	2" Wide Left	\$111.00
<b>Comfort Arm Pad (Gel)</b>		
400AB48	2" Wide Right	\$210.00
400AE48	2" Wide Left	\$210.00
<b>Ottobock® Arm Troughs</b>		
400AE06	Ottobock Arm Trough, Med, Left	\$137.00
400AB06	Ottobock Arm Trough, Med, Right	\$137.00
400AE07	Ottobock Arm Trough, Large, Left	\$137.00
400AB07	Ottobock Arm Trough, Large, Right	\$137.00
400OL01	Ottobock Hand Pad, Med, Left	\$69.00
400OR01	Ottobock Hand Pad, Med, Right	\$69.00
400OL02	Ottobock Hand Pad, Large, Left	\$69.00
400OR02	Ottobock Hand Pad, Large, Right	\$69.00
400AE78	Ottobock 1 Piece Arm Trough, Left	\$195.00
400AB78	Ottobock 1 Piece Arm Trough, Right	\$195.00

## POSITIONING SUPPORTS & ACCESSORIES

OPTION	DESCRIPTION	RETAIL
<b>Fixed Centermount Legrest</b>		<b>\$</b>
400H136	Angle Adjustable Centermount Legrest	\$624.00
400H184	Fixed Centermount Legrest, Short <i>(Includes Calf Pads) (11.5" to 14.5" Leg Length)</i>	NC
400H185	Fixed Centermount Legrest, Long <i>(Includes Calf Pads) (13.5" to 18.5" Leg Length)</i>	NC
<b>Power Centermount Legrest  P. 16</b>		<b>\$</b>
400H109	Power Centermount Legrest, 90° - 0° Angle, 7.5" Extension <i>(Powered Articulation) (3" to 17.5" Leg Length)</i>	\$3,384.00
<b>Centermount Legrest Accessories</b>		<b>\$</b>
<b>Power Centermount Footplates</b>		
400F127	Dual, Height, Width and Angle Adjustable, Standard <i>(14"W x 10"D)</i>	\$280.00
400F128	Dual, Height, Width and Angle Adjustable, Large <i>(16"W x 12"D)</i>	\$280.00
<b>Angle Adjustable / Fixed Centermount Footplates</b>		
400F45	Single/Dual Footplate	NC
<b>Power Centermount Calf Pads</b>		
400DI34	Calf Pads, Pair, Standard Integral Foam	NC
400DI35	Calf Pads, Pair, Padded <i>(N/A w/ std. footplate)</i>	\$351.00
<b>Angle Adjustable Centermount Calf Pads</b>		
400DI49	Calf Pads, Pair, Standard Integral Foam	NC
400DI50	Extra Large Single Calf Pad	\$351.00
<b>SEDEO® PRO™ Swing-Away Legrest (Pair) <i>(Footplates, calf supports &amp; options must be selected separately.)</i></b>		<b>\$</b>
400H177	Legrests, Swing-Away, 70°, SEDEO® PRO™ <i>(14" to 21" Leg Length)</i>	NC
400H178	Legrests, Manual Elevating, Swing-Away, SEDEO® PRO™ <i>(Includes Padded Calf Pads) (14.5" to 21.5" Leg Length)</i>	\$374.00
400H179	Legrests, Power Elevating, Swing-Away, SEDEO® PRO™ <i>(Includes Padded Calf Pads) (15.5" to 22.5" Leg Length)</i>	\$3,384.00
400HI76	Omit Legrests	NC
<b>Swing-Away Legrest Footplates</b>		
400F369	Angle Adjustable Flip-Up Footplates	\$280.00
<b>Swing-Away Legrest Calf Supports</b>		
400DI42	Calf Support, Depth Adjustable, Padded <i>(6.5" to 8" Wide, depending on chair width, x 9.5" Tall)</i>	\$504.00
<b>Swing-Away Legrest Options</b>		
400DI44	Heel Loops	NC
400KG4	Knee Pads, Integral Foam <i>(2.5" Wide x 4.5" Tall)</i>	\$278.00
<b>SEDEO® Lower Extremity Swing-Away Support</b>		
400VD01	Lower Extremity Support, Padded, Swing-Away, SEDEO®, Right	\$504.00
400VD02	Lower Extremity Support, Padded, Swing-Away, SEDEO®, Left	\$504.00

## POSITIONING SUPPORTS & ACCESSORIES

OPTION	DESCRIPTION	RETAIL
<b>Pelvic Positioning Belts</b>  P. 16		
400A837	Positioning Belt, Auto Style Buckle, 50 mm 1600 mm / 2"	NC
400A839	Positioning Belt, Aircraft Buckle, 50 mm x 1300 mm / 2"	NC
400A840	Positioning Belt, Aircraft Buckle, Padded 50 mm x 1300 mm / 2"	\$101.00
400A845	Bodypoint – Evoflex Pelvic Stabilizer Belt	\$213.00
400A846	Bodypoint – Evoflex Pelvic Stabilizer Belt with Extension	\$267.00

### Accessories

\$

#### Ventilator Option

400VT12	Vent Tray Fixed ( <i>Pulmonetic LTV Models</i> )	\$600.00
---------	--	----------

#### O2 Tank Option

400A718	O2 Tank Holder Mounted to Backrest ( <i>D and E Styles</i> )	\$385.00
---------	--	----------

#### Wheelchair Tray Table

4007A09	Tray, Swing-Away	\$375.00
---------	------------------	----------

#### Backpack

400A1	Black Utility	\$110.00
-------	---------------	----------

#### Medial Thigh Support

4008A80	Medial Thigh Support	\$240.00
4008A81	Pommel Swing-Away Hardware	\$353.00

#### Misc. Accessories

2508A59	Transfer Bar ( <i>Pair</i> )	\$486.00
2508A52	Ram Mount Phone	\$76.00
2508A53	Ram Mount Tablet	\$303.00
2508A54	Ram Mount Cup Holder	\$76.00
2508A58	Rear View Mirror	\$76.00
250A611	Crutch Holder	\$171.00
2508A73	Bag for Armrest	\$76.00
2509A10	Utility Hooks	\$29.00

**JOYSTICK / ELECTRONICS**

OPTION	DESCRIPTION	RETAIL
<b>VR-2 Joystick</b> \$		
400J127	VR-2 Joystick	NC
<b>R-net Joystick (Remote)  P. 17</b> \$		
400J121	Standard LED Joystick (w/o Screen Display)	NC
400J116	Color Joystick (2.3" Color LCD Screen Display, CJSM1)	NC
400J118	High Resolution Color Joystick, (CJSM2+BT) 3.5" Color LCD Display, Paddle Switches, Programmable Shortcut Keys, ICONs, Stereo Jack, IR and dual (IOS/Android) Bluetooth control	\$1,145.00
400J119	Omit Remote Control (Required with arm mounted specialty controls)	NC
<b>Joystick Mounting</b> \$		
400JM34	Fixed on Armrest	NC
400JM35	Parallel Swing-Away (Flip-Back - Swing In/Out, Single Post - Swing Out)	\$440.00
400JM36	Link-It Mid Line Mount on Armrest (Swing-Away)	\$440.00
<b>Joystick Mount (Location)</b> \$		
400HM16	Right Hand Armrest	NC
400HM17	Left Hand Armrest	NC
<b>Display Language Selection R-net</b> \$		
400L1	English	NC
400L3	French	NC
400L7	Spanish	NC
<b>Joystick Handle (Optional)  P. 17</b> \$		
400JH13	Ball Handle	\$108.00
400JH15	T-Handle	\$108.00
400JH24	Bodypoint – Rubber Dome Joystick Handle	\$213.00
400JH25	Bodypoint – U-Shaped Joystick Handle (3")	\$213.00
400JH26	Bodypoint – Grooved Mushroom Joystick Handle	\$213.00
<b>Electronic Programmings  P. 17</b> \$		
400PR10	R-net PC Programmer w/ Dongle	\$696.00
<b>R-net Power Modules  P. 17</b> \$		
400ER12	Power Module, VR-2 90A, Non-Expandable	NC
400ER13	Power Module, R-net, 90A, Expandable (Required for Specialty Controls or 3+ Actuators)	\$100.00
400EX11	Expandable 90A Controller - R-net	NC
400EX12	Harness for 90A Expandable Controller	NC

**JOYSTICK / ELECTRONICS**

OPTION	DESCRIPTION	RETAIL
<b>Seating Control</b>  P. 17 <span style="float: right;">\$</span>		
<b>Powered Seating Control</b>		
400E040	Omit Thru-Drive <i>(Requires Switch Control)</i>	NC
400E037	Thru-drive Control for 1 Actuator	\$1,422.00
400E038	Thru-drive Control for 2+ Actuators	\$2,860.00
<b>Switch Control</b> <i>(Available with Omit Thru-Drive only) (1 Actuator for Tilt or Elevate only)</i>		
400E033	Dual Toggle for 1 Actuator	NC
400E034	2.5" Single Button Switch for 1 Actuator <i>(Button switches are not mounted)</i>	NC
400E041	Ctrl+5 Switch Box for 2 Actuators or more	NC
<b>Additional Power Seating Control</b> <i>(Available with Thru-Drive only)</i>		
400QG11	Ctrl+5 Switch Box with Free Assignable Functions	\$1,062.00
<b>Dual Toggle Mounting Location</b>		
400TN1	Toggle Mount, Right	NC
400TN2	Toggle Mount, Left	NC
<b>Ctrl+5 Mounting location</b>		
400EY19	Right Armrest	NC
400EY20	Left Armrest	NC
400EY21	Back Cane, Right	NC
400EY24	Back Cane, Left	NC
<b>Ctrl+5 Switch Type</b>		
400EY22	Push Buttons	NC
400EY23	Toggle Switches	\$351.00
<b>Attendant Controls</b>  P. 17 <span style="float: right;">\$</span>		
4000A05	Dual Control Module for Attendant	\$1,207.00
4000A06	R-net Color LCD (CJSM1), Control Attendant Only	\$1,207.00
<b>Attendant Mounting Location</b> <span style="float: right;">\$</span>		
400DN5	Right Back Cane	NC
400DN6	Left Back Cane	NC
<b>R-net Programming</b> <span style="float: right;">\$</span>		
<b>Assignable Buttons</b>		
<i>Assignable Button feature allows for personalization of joystick buttons and/or Ctrl+5 Switches allowing access to various wheelchair and seating functions. When enabled, chair will be pre-programmed with seating functions assigned to buttons on the joystick. Assignments can be changed via PC Dongle.</i>		
400PM12	Include Assignable Buttons	NC
<b>Power Centermount Footplate Extension Option</b>		
400IE03	Include 7.5" Powered Footplate Extension for Transfer Assist <i>(Electronics programmed to allow footplates to be extended with or without legrest being raised.) Only Available with Powered Articulation</i>	\$583.00



Q300 M with SEDEO® LITE™		\$
Base Price		
Total of additional equipment		
Packaging and transport		
Total Price		

Date			Signature
------	--	--	-----------

Month      Day      Year



Customer Service: (800) 263-3390  
 Fax: (800) 561-5834  
 E-mail: cscanada@sunmed.com  
 www.sunrisemedical.ca  
 Specifications are subject to change without notice.

© 2024 Sunrise Medical Canada Inc.  
 237 Romina Drive, Unit 3  
 Concord, ON  
 L4K 4V3  
 MK-129794 CAN Rev. 9