



Quickie Xenon²
February 2024
 EIX2



Mark For: _____ Date: _____ Dealer Acct #: _____ Dealer: _____ Dealer Contact: _____ Dealer Address: _____ Dealer City: _____ PR: _____ PC: _____ Dealer Phone: () _____ Fax: () _____ Confirmation Email: _____ Confirm Via: <input type="checkbox"/> Fax <input type="checkbox"/> Email	Submitting for: <input type="checkbox"/> Quote <input type="checkbox"/> Order PO#: _____ <p style="text-align: center;">ADDITIONAL SHIPPING INFORMATION</p> Ship To: _____ Attention: _____ Address: _____ Address: _____ Ship To City: _____ PR: _____ PC: _____ Ship To Phone: () _____ Fax: () _____
---	--

✓	Option #	Definition	Price	✓	Option #	Definition	Price
1. FRAME							

Base Model			
<input type="checkbox"/>	107WM96	Xenon ² - Fixed Front <i>Weight capacity 240 lbs</i>	\$4,728.00
<input type="checkbox"/>	107WM98	Xenon ² - Swing Away <i>Weight capacity 265 lbs</i>	\$4,728.00
<input type="checkbox"/>	107WM97	Xenon ² - Hybrid Dual Tube <i>Weight capacity 300 lbs</i>	\$4,728.00

Frame Inset Per Side			
<i>Fixed Front version only. See FIGURE 1. N/A with 32cm width.</i>			
<input type="checkbox"/>	107FF1	0	NC
<input type="checkbox"/>	107FF12	1cm	NC

Frame Angle			
<i>Fixed Front & Dual tube only. See FIGURE 2</i>			
<input type="checkbox"/>	107FA8	80°	NC
<input type="checkbox"/>	107FA16	88°	NC

Frame - Direct Mount Wheel Lock (Optional)			
<i>Only available with Fixed Front Frame and with Compact Wheel Lock, 0°- 2° Camber. No mounting clamp hardware, N/A with Aluminum or carbon fiber sideguards. N/A with mountain tires. N/A in 34-40cm seat depths. N/A with height adjustable armrests. N/A with carbon package. Not available with Desk Sideguard</i>			
<input type="checkbox"/>	107WH13	Direct Mount Wheel Lock	NC



XENON²
Fixed Front



XENON²
Swing Away



XENON² Hybrid Dual
Tube

✓	Option #	Definition	Price	✓	Option #	Definition	Price
2. SIZE / SEATING							

Seat Width

See **FIGURE 1** Measured from outside of seat tube to the outside of opposite seat tube. 48-50cm N/A with Fixed Front frame. 1cm inset N/A with 32cm.

<input type="checkbox"/>	107S53	32cm	12.6"	<input type="checkbox"/>	107S58	42cm	16.5"
<input type="checkbox"/>	107S54	34cm	13.4"	<input type="checkbox"/>	107S59	44cm	17.3"
<input type="checkbox"/>	107S55	36cm	14.2"	<input type="checkbox"/>	107S60	46cm	18.1"
<input type="checkbox"/>	107S56	38cm	15.0"	<input type="checkbox"/>	107S61	48cm	18.9"
<input type="checkbox"/>	107S57	40cm	15.7"	<input type="checkbox"/>	107S62	50cm	19.7"

Seat Depth

See **FIGURE 2** Measured from back canes to front edge of upholstery.

<input type="checkbox"/>	107SD81	34cm	13.4"	<input type="checkbox"/>	107SD86	44cm	17.3"
<input type="checkbox"/>	107SD82	36cm	14.2"	<input type="checkbox"/>	107SD87	46cm	18.1"
<input type="checkbox"/>	107SD83	38cm	15.0"	<input type="checkbox"/>	107SD88	48cm	18.9"
<input type="checkbox"/>	107SD84	40cm	15.7"	<input type="checkbox"/>	107SD89	50cm	19.7"
<input type="checkbox"/>	107SD85	42cm	16.5"				

Seating Systems

<input type="checkbox"/>	107OP13	Seat sling, tension adjustable	NC
<input type="checkbox"/>	107OP12	Seat sling, tension adjustable, 1 utility bag	\$176.00
<input type="checkbox"/>	107OP04	Omit Seat Sling	NC

JAY Cushions (Optional)

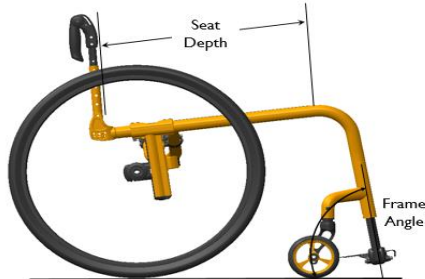
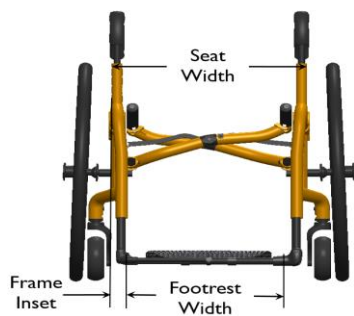
To order any JAY cushions on-chair, please see the JAY price list on Page 8. Cushion name or part number must be filled out with desired width and depth

*JAY Cushions are designed to imperial values and listed metric equivalents are not exact measurements.

<input type="checkbox"/>	107JC20	JAY Bundled Cushion Cushion Name or Part #	Price List
		Width: _____ Depth: _____	

Figure 1

Figure 2



3. CASTERS / SEAT HEIGHT

Front Seat Height

Dependence of front casters, forks and frame version, see Matrix on Page 7 and measure from the top of the seat sling to the floor like in Figure 3.

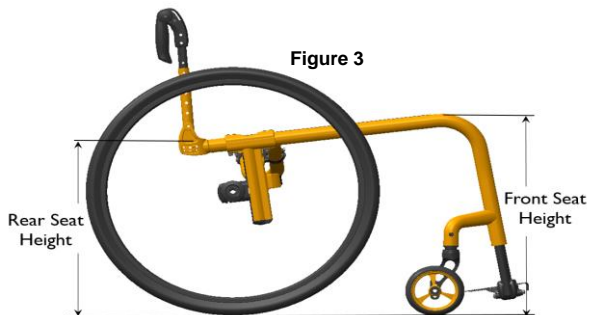
<input type="checkbox"/>	107SH83	43cm	16.9"	<input type="checkbox"/>	107SH90	50cm	19.7"
<input type="checkbox"/>	107SH84	44cm	17.3"	<input type="checkbox"/>	107SH91	51cm	20.1"
<input type="checkbox"/>	107SH85	45cm	17.7"	<input type="checkbox"/>	107SH92	52cm	20.5"
<input type="checkbox"/>	107SH86	46cm	18.1"	<input type="checkbox"/>	107SH93	53cm	20.9"
<input type="checkbox"/>	107SH87	47cm	18.5"	<input type="checkbox"/>	107SH94	54cm	21.3"
<input type="checkbox"/>	107SH88	48cm	18.9"	<input type="checkbox"/>	107SH95	55cm	21.7"
<input type="checkbox"/>	107SH89	49cm	19.3"				

Caster Fork and Suspension

Multiple & Single Sided forks are std black finish unless anodize package chosen.

<input type="checkbox"/>	107CF65	Multiple Position	NC
<input type="checkbox"/>	107CF69	Multiple Position Single Sided Fork	\$173.00
<input type="checkbox"/>	107CF53	Frog Legs 0 weight to 100 lbs.	\$566.00
<input type="checkbox"/>	107CF54	Frog Legs 101 lbs. weight to 190 lbs.	\$566.00
<input type="checkbox"/>	107CF55	Frog Legs 191 lbs. weight to 265 lbs.	\$566.00

Figure 3



Caster Wheels

<input type="checkbox"/>	107CW1	3" Micro	NC
<input type="checkbox"/>	107CW3	4" Low Profile Polyurethane	NC
<input type="checkbox"/>	107CW31	4" Micro Lighted	\$108.00
<input type="checkbox"/>	107CW72	4" x 1" Aluminum Poly	\$72.00
<input type="checkbox"/>	107CW44	4" x 1.25" Semi Pneumatic	NC
<input type="checkbox"/>	107CW5	5" Low Profile Polyurethane	NC
<input type="checkbox"/>	107CW51	5" Micro Lighted	\$108.00
<input type="checkbox"/>	107CW6	5" Soft Roll (Grey) N/A w/Frog Legs or Single sided fork	\$97.00
<input type="checkbox"/>	107CW65	5" x 1" Aluminum Poly	\$124.00
<input type="checkbox"/>	107CW7	5" x 1.5" Semi Pneumatic	\$108.00
<input type="checkbox"/>	107CW34	6" Poly	NC
<input type="checkbox"/>	107CW33	6" Pneumatic	\$108.00
<input type="checkbox"/>	107CW35	6" x 1.5" Semi Pneumatic	\$108.00

Caster Color Wheels option

Refer to Anodize package section on Page 6 for Anodize color selection. Cannot choose Match frame color and Anodize package at same time. Casters are silver color unless you choose Match frame color or Anodize package.

<input type="checkbox"/>	107CW64	4" x 1.5" Aluminum Soft Roll*	\$231.00
<input type="checkbox"/>	107CW66	5" x 1.5" Aluminum Soft Roll*	\$245.00
<input type="checkbox"/>	107CW68	6" x 1.5" Aluminum Soft Roll*	\$253.00
<input type="checkbox"/>	107IL01	Match frame color	NC

4. REAR WHEELS / SEAT HEIGHT

Rear Seat Height

49-50cm RSH only with lightweight adapter. Refer to Seat Squeeze matrix.

<input type="checkbox"/> 107RH61	37cm	14.6"	<input type="checkbox"/> 107RH68	44cm	17.3"
<input type="checkbox"/> 107RH62	38cm	15.0"	<input type="checkbox"/> 107RH69	45cm	17.7"
<input type="checkbox"/> 107RH63	39cm	15.4"	<input type="checkbox"/> 107RH70	46cm	18.1"
<input type="checkbox"/> 107RH64	40cm	15.7"	<input type="checkbox"/> 107RH71	47cm	18.5"
<input type="checkbox"/> 107RH65	41cm	16.1"	<input type="checkbox"/> 107RH72	48cm	18.9"
<input type="checkbox"/> 107RH66	42cm	16.5"	<input type="checkbox"/> 107RH73	49cm	19.3"
<input type="checkbox"/> 107RH67	43cm	16.9"	<input type="checkbox"/> 107RH74	50cm	19.7"

Rear Wheel

Some Rear wheel options may limit the chair weight capacity. **Proton wheels**

weight limit is 220 lbs. 24" wheels N/A w/50cm RSH. 25" wheels N/A w/37cm RSH.

<input type="checkbox"/> 107RW102	24" Mag Wheel 5 Spoke		NC
<input type="checkbox"/> 107RW92	24" Lite Spoke		NC
<input type="checkbox"/> 107RW93	25" Lite Spoke		NC
<input type="checkbox"/> 107RW100	24" Ultra Lightweight Spoke Wheel	\$352.00	
<input type="checkbox"/> 107RW16	25" Ultra Lightweight Spoke Wheel	\$352.00	
<input type="checkbox"/> 107RW95	24" Spinergy SPOX Black Spokes	\$851.00	
<input type="checkbox"/> 107RW96	25" Spinergy SPOX Black Spokes	\$851.00	
<input type="checkbox"/> 107RW98	24" Spinergy LX Black Spokes	\$1,095.00	
<input type="checkbox"/> 107RW99	25" Spinergy LX Black Spokes	\$1,095.00	
<input type="checkbox"/> 107RW50	24" Mountain	\$387.00	
<input type="checkbox"/> 107RW148	24" Proton Wheel	\$286.00	
<input type="checkbox"/> 107RW149	25" Proton Wheel	\$286.00	
<input type="checkbox"/> 107RW150	24" Drum brake wheel - 36 spokes		NC

Rear Wheel Tire

<input type="checkbox"/> 107RT1	Pneumatic		NC
<input type="checkbox"/> 107RT2	Pneumatic Airless Insert	\$243.00	
<input type="checkbox"/> 107RT3	Full Poly Tire		NC
<input type="checkbox"/> 107RT38	SHOX Performance Poly	\$144.00	
<input type="checkbox"/> 107RT39	High-Pressure Clincher Black	\$103.00	
<input type="checkbox"/> 107RT21	Schwalbe Marathon Plus Evolution	\$155.00	
<input type="checkbox"/> 107RT28	Schwalbe Speed Run / One Tire	\$171.00	
<input type="checkbox"/> 107RT40	Schwalbe Down Town Two Grip <i>Only available in 24"</i>	\$155.00	
<input type="checkbox"/> 107RT41	Schwalbe Right Run <i>Only available in 24"</i>	\$105.00	
<input type="checkbox"/> 107RT27	Knobby V-TRAK by Kenda	\$119.00	
<input type="checkbox"/> 107RT12	Mountain <i>Only available in 24"</i>		NC

Wheels

Handrims	Wheels					
	5 Spoke Mag	Lite Spoke	Ultra Lightweight	Spinergy	Mountain	Proton
Aluminum Anodized / Color	24	24, 25	24, 25	24, 25	24	24, 25
Plastic Coat	24	24		24		
Natural Fit - Standard Grip	24	24, 25		24, 25		
Natural Fit - No Thumb Grip	24	24, 25		24, 25		
Natural Fit - Super Grip	24	24, 25		24, 25		
Natural Fit LT - Standard Grip	24	24, 25		24, 25		
Natural Fit LT - Super Grip	24	24, 25		24, 25		
Natural Fit LT - No Thumb Grip	24	24, 25		24, 25		
Surge - Oval w/Gription Strip		24, 25		24, 25		
Surge LT - Oval w/Gription Strip		24, 25		24, 25		
Q Grip Neoprene Coated		24, 25		24, 25		
Spinergy Flex Rim				24, 25		
Omit Handrim	24			24, 25	24	

Seat squeeze matrix

Allowable squeeze (may vary +/- 1.5cm / 0.59")		
Seat depth	Max squeeze	
34-36cm	13.4-14.2"	8cm / 3.1"
38-40cm	15.0-15.7"	9cm / 3.5"
42-44cm	16.5-17.3"	10cm / 3.9"
46-50cm	18.1-19.7"	11cm / 4.3"

Max 11cm (4.3") of seat squeeze

Handrim

See Page 6 for color handrim option

<input type="checkbox"/> 107HR1	Aluminum Anodized	NC
<input type="checkbox"/> 107HR29	Aluminum Powder coated colored	\$94.00
<input type="checkbox"/> 107HR4	Plastic Coated <i>N/A w/25" Lite Spoke Wheels</i>	\$144.00
<input type="checkbox"/> 107HR22	Natural Fit - Standard Grip	\$368.00
<input type="checkbox"/> 107HR23	Natural Fit - Super Grip	\$428.00
<input type="checkbox"/> 107HR25	Natural Fit - No Thumb Grip	\$368.00
<input type="checkbox"/> 107HR30	Natural Fit LT - Standard Grip	\$513.00
<input type="checkbox"/> 107HR31	Natural Fit LT - Super Grip	\$583.00
<input type="checkbox"/> 107HR32	Natural Fit LT - No Thumb Grip	\$499.00
<input type="checkbox"/> 107HR26	The Surge ® - Oval w/Gription Strip	\$549.00
<input type="checkbox"/> 107HR27	The Surge LT ® - Oval w/Gription Strip	\$583.00
<input type="checkbox"/> 107HR28	Q-Grip Neoprene Coated	\$464.00
<input type="checkbox"/> 107HR24	Spinergy Flex Rim <i>Only available on Spinergy LX wheels 24" & 25"</i>	\$691.00
<input type="checkbox"/> 107HR7	Omit Handrim <i>N/A w/ Ultra Lightweight Wheels</i>	NC

Axle

<input type="checkbox"/> 107AX1	Quick Release Steel	NC
<input type="checkbox"/> 107AX13	Quad Quick Release Steel <i>Only available with Mountain Wheels</i>	\$179.00

Axle Plate

<input type="checkbox"/> 107AL36	Axle plate Standard	NC
----------------------------------	---------------------	----

Camber

Light weight adapter available only 0°

<input type="checkbox"/> 107CI1	0°	NC
<input type="checkbox"/> 107CI13	2°	NC
<input type="checkbox"/> 107CI3	4°	NC

Center of Gravity Preset

Lightweight adapter N/A with Single post or Desk side guard armrests.

<input type="checkbox"/> 107LQ01	Standard Adapter. Choose your setting:			
<input type="checkbox"/> 1cm (0.4")	<input type="checkbox"/> 2cm (0.8")	<input type="checkbox"/> 3cm (1.2")	<input type="checkbox"/> 4cm (1.6")	
<input type="checkbox"/> 5cm (2.0")	<input type="checkbox"/> 6cm (2.4")	<input type="checkbox"/> 7cm (2.8")	<input type="checkbox"/> 8cm (3.1")	
<input type="checkbox"/> 9cm (3.5")				

OR

<input type="checkbox"/> 107LQ02	Lightweight Adapter. Choose your setting:			
<input type="checkbox"/> 4cm (1.6")	<input type="checkbox"/> 5cm (2.0")	<input type="checkbox"/> 6cm (2.4")	<input type="checkbox"/> 7cm (4.3")	
<input type="checkbox"/> 9cm (3.5")	<input type="checkbox"/> 10cm (3.9")			

Wheels

Tire	Wheels				
	5 Spoke Mag	Lite Spoke	Ultra Lightweight	Spinergy	Proton
Pneumatic	24	24	24	24	24
Pneumatic w/ Airless Insert	24	24		24	
Full Poly	24	24		24	
SHOX Performance Poly	24	24, 25		24, 25	
High-Pressure Clincher Blk	24	24	24	24	24
Schwalbe Marathon	24	24, 25	24, 25	24, 25	24, 25
Schwalbe Speed Run/One	24	24, 25	24, 25	24, 25	24, 25
Schwalbe Down Town	24	24	24	24	24
Schwalbe Right Run	24	24	24	24	24
Knobby V Trak by Kenda	24	24	24	24	24

24" = 540 mm 25" = 559 mm

✓	Option #	Definition	Price	✓	Option #	Definition	Price
5. WHEEL LOCKS							
Wheel Lock				Wheel Lock Option			
Additional No Gos may exist depending on wheel size and position. Recommend to order a wheel lock option in combination with the Drum brake.							
<input type="checkbox"/>	107WL1	High Mount Push	NC	<input type="checkbox"/>	107WL12	Do Not Mount	NC
<input type="checkbox"/>	107WL2	High Mount Pull	NC	Extension Handle			
<input type="checkbox"/>	107WL27	Ergo Scissor	\$155.00	N/A w/ ergo scissor or compact wheel locks			
<input type="checkbox"/>	107WL30	Compact	\$160.00	<input type="checkbox"/>	107EH6	Extension Handle (Pair)	\$99.00
<input type="checkbox"/>	107WL10	Omit	NC				

6. HANGER & FOOTREST OPTIONS

Hangers (Swing away only)				Footrest (Choose ONE Option)				Footplates (Fixed Front & Dual Tube only)							
ELR only available 38cm-50cm width.								Platform footplates							
<input type="checkbox"/>	107H168	70° Swing In/Out Hanger	NC	<input type="checkbox"/>	107F332	Platform Aluminum - Flip Up <input type="checkbox"/> Black NC <input type="checkbox"/> Std Frame color\$51	\$227.00	<input type="checkbox"/>	107F332	Platform Aluminum - Flip Up <input type="checkbox"/> Black NC <input type="checkbox"/> Std Frame color\$51	\$227.00				
<input type="checkbox"/>	107H169	80° Swing In/Out Hanger	NC	<input type="checkbox"/>	107F334	Platform Composite Footrest - Flip up (sideways), angle adjustable	\$173.00	<input type="checkbox"/>	107F334	Platform Composite Footrest - Flip up (sideways), angle adjustable	\$173.00				
<input type="checkbox"/>	107H170	Elevating Hanger (0° - 90°) (pair)	\$334.00	<input type="checkbox"/>	107F337	Platform Composite High Mount - Flip up, Lower Leg Length 22-34 cm	\$173.00	<input type="checkbox"/>	107F337	Platform Composite High Mount - Flip up, Lower Leg Length 22-34 cm	\$173.00				
<input type="checkbox"/>	107H32	Omit Hanger & Footplate	NC	<input type="checkbox"/>	107F335	Platform Ultra Lite Footrest - Flip up (sideways) Aluminum, angle adj.	\$173.00	<input type="checkbox"/>	107F335	Platform Ultra Lite Footrest - Flip up (sideways) Aluminum, angle adj.	\$173.00				
Footplates (Swing Away only)				Auto-folding Platform											
Z-finity footplates & Platform Alum High Mount Max weight capacity 165 lbs.								<input type="checkbox"/>	107F336	Platform Carbon Fiber footrest - Flip Up (sideways), N/A with 32cm widths	\$149.00	<input type="checkbox"/>	107F338	Platform Carbon Fiber footrest - Flip Up (sideways), angle adjustable	\$302.00
Divided footplates								<input type="checkbox"/>	107F339	Platform Composite Footrest - Flip up (sideways), angle adjustable	\$227.00				
<input type="checkbox"/>	107F1	Composite - Flip up	NC												
<input type="checkbox"/>	107F330	Composite angle adj - Flip up (sideways) 38-50cm width	\$204.00												
<input type="checkbox"/>	107F331	Alum angle adj - Divided, Flip up <input type="checkbox"/> Black NC <input type="checkbox"/> Std Frame color\$51	\$248.00												
<input type="checkbox"/>	107F320	Multi Angle Adjustable (Z-finity) <input type="checkbox"/> Black NC <input type="checkbox"/> Std Frame color\$51	\$248.00												
Platform footplates															
<input type="checkbox"/>	107F332	Platform Aluminum - Flip Up <input type="checkbox"/> Black NC <input type="checkbox"/> Std Frame color\$51	\$227.00												
<input type="checkbox"/>	107F333	Platform Alum AA High Mount - Flip up (Z-finity)	\$204.00												
<input type="checkbox"/>	107F334	Platform Composite Footrest - Flip up (sideways), angle adjustable	\$173.00												
<input type="checkbox"/>	107F335	Platform Ultra Lite Footrest - Flip up (sideways) angle adjustable	\$173.00												
<input type="checkbox"/>	107F336	Platform Carbon Fiber footrest - Flip Up (sideways), N/A with 32cm widths	\$149.00												
<input type="checkbox"/>	107F6	Omit Footplate	NC												

Lower Leg Length (LLL)

Lower Leg length standard clearance must be minimum of 5 cm (2") less than Front Seat Height. All measurements are in cm. **Measured from seat sling to the top - rear of the footrest.** See Appendix on Page 7

<input type="checkbox"/> 22cm (8.7")	<input type="checkbox"/> 26cm (10.2")	<input type="checkbox"/> 30cm (11.8")	<input type="checkbox"/> 34cm (13.4")	<input type="checkbox"/> 38cm (15.0")	<input type="checkbox"/> 42cm (16.5")	<input type="checkbox"/> 46cm (18.1")	<input type="checkbox"/> 50cm (19.7")
<input type="checkbox"/> 23cm (9.1")	<input type="checkbox"/> 27cm (10.6")	<input type="checkbox"/> 31cm (12.2")	<input type="checkbox"/> 35cm (13.8")	<input type="checkbox"/> 39cm (15.4")	<input type="checkbox"/> 43cm (16.9")	<input type="checkbox"/> 47cm (18.5")	
<input type="checkbox"/> 24cm (9.4")	<input type="checkbox"/> 28cm (11.0")	<input type="checkbox"/> 32cm (12.6")	<input type="checkbox"/> 36cm (14.2")	<input type="checkbox"/> 40cm (15.7")	<input type="checkbox"/> 44cm (17.3")	<input type="checkbox"/> 48cm (18.9")	
<input type="checkbox"/> 25cm (9.8")	<input type="checkbox"/> 29cm (11.4")	<input type="checkbox"/> 33cm (13.0")	<input type="checkbox"/> 37cm (14.6")	<input type="checkbox"/> 41cm (16.1")	<input type="checkbox"/> 45cm (17.7")	<input type="checkbox"/> 49cm (19.3")	

7. BACKREST

Back Type				Back Height Setting				
Half fold down option only available with 32.5cm back height and up. Fold down push handle N/A with height adj push handles or JAY backs. Half fold down back type N/A with Std EXO Uphalf fold down with fold down push handles N/A with back heights 35cm or lower.								
<input type="checkbox"/>	107BT123	Fixed (90°)	NC	All Back height settings are in cm.				
<input type="checkbox"/>	107BT124	Fixed Half Fold down (to the front)	\$242.00	<input type="checkbox"/>	107B254	Setting	25 - 30cm Back Height <input type="checkbox"/> 25 (9.8") <input type="checkbox"/> 27.5 (10.8") <input type="checkbox"/> 30 (11.8")	NC
<input type="checkbox"/>	107BT125	Angle Adjustable Back (75°-103°)	NC	<input type="checkbox"/>	107B250	Setting	30 - 35cm Back Height <input type="checkbox"/> 30 (11.8") <input type="checkbox"/> 32.5 (12.8") <input type="checkbox"/> 35 (13.8")	NC
<input type="checkbox"/>	107BT126	Angle Adjustable Back Half Fold down	\$242.00	<input type="checkbox"/>	107B251	Setting	35 - 40cm Back Height <input type="checkbox"/> 35 (13.8") <input type="checkbox"/> 37.5 (14.8") <input type="checkbox"/> 40 (15.7")	NC
				<input type="checkbox"/>	107B252	Setting	40 - 45cm Back Height <input type="checkbox"/> 40 (15.7") <input type="checkbox"/> 42.5 (16.7") <input type="checkbox"/> 45 (17.7")	NC
				<input type="checkbox"/>	107B253	Setting	45 - 47.5cm Back Height <input type="checkbox"/> 45 (17.7") <input type="checkbox"/> 47.5 (18.7")	NC

7. BACKREST (cont)

Push Handles			
<i>Std EXO Uph N/A with Fold down or Height Adjustable push handles</i>			
<input type="checkbox"/>	107PH20	Push handle Ergo grip long	NC
<input type="checkbox"/>	107PH5	Fold Down Push Handles Available w/ 32.5-47.5cm height (12.8-18.7")	\$166.00
<input type="checkbox"/>	107PH21	Height adjustable push Handles Available w/ 30-47.5cm height (11.8-18.7"). N/A w/Half fold down back	\$198.00
<input type="checkbox"/>	107PH25	Height adjustable push Handles for JAY Backs N/A w/Half fold down back	\$204.00
<input type="checkbox"/>	107PH22	Omit Push Handles - Straight Post	NC

Stabilizer Bar			
<i>Only available 38cm-50cm seat width. Swing away painted match to frame. Available between 35cm-47.5cm back height.</i>			
<input type="checkbox"/>	107SZ8	Stabilizer Bar	\$166.00
<input type="checkbox"/>	107SZ9	Stabilizer swing away bar Must select height adj push handles	\$166.00

Backrest Upholstery

*Std EXO Uph available with Omit & Ergo grip push handles, plastic side guards, Single post height adj & padded swing away armrests. EXO Standard and Tension Adj upholstery binding is **Standard black**. Std Uph N/A with Stabilizer bar.*

<input type="checkbox"/>	107BU88	Standard Upholstery EXO	NC			
Colors:	<input type="checkbox"/> Black	<input type="checkbox"/> Blue	<input type="checkbox"/> Orange	<input type="checkbox"/> Red	<input type="checkbox"/> Silver	NC
<input type="checkbox"/>	107BU89	Backrest Tension Adj EXO *Reference 186BU70 for billing	\$442.00			
Colors:	<input type="checkbox"/> Black	<input type="checkbox"/> Blue	<input type="checkbox"/> Orange	<input type="checkbox"/> Red	<input type="checkbox"/> Silver	NC
<input type="checkbox"/>	107BU90	Backrest Tension Adj EXO Pro 3DX *Reference 186BU71 for billing	\$442.00			
Colors:	<input type="checkbox"/> Black	<input type="checkbox"/> Blue	<input type="checkbox"/> Orange	<input type="checkbox"/> Red	<input type="checkbox"/> Silver	NC
<input type="checkbox"/>	107BU14	Omit Back Upholstery	NC			

Military Service Patches

<i>Only available on tension adjustable upholstery and when ordered separately through JAY J3 Back OF</i>			
<input type="checkbox"/>	107VU4	US Air Force Patch	NC
<input type="checkbox"/>	107VU2	US Army Patch	NC
<input type="checkbox"/>	107VU12	US Coast Guard Patch	NC
<input type="checkbox"/>	107VU1	US Marines Patch	NC
<input type="checkbox"/>	107VU3	US Navy Patch	NC
<input type="checkbox"/>	107VU5	Purple Heart Patch	NC
<input type="checkbox"/>	107VU11	Purple Heart with Air Force Patch	NC
<input type="checkbox"/>	107VU9	Purple Heart with Army Patch	NC
<input type="checkbox"/>	107VU13	Purple Heart with Coast Guard Patch	NC
<input type="checkbox"/>	107VU8	Purple Heart with Marines Patch	NC
<input type="checkbox"/>	107VU10	Purple Heart with Navy Patch	NC

JAY J3 Back

<input type="checkbox"/>	107JB01	J3 Back To order a J3 Back please select Omit Back Upholstery. See J3 Back Order Form for Part #'s in Page 9.	Price List
--------------------------	---------	---	------------

8. ARMREST / SIDEGUARDS

Armrest - Padded Swing Away

<i>Some limitations when used with the Angle Adjustable Back.</i>			
<input type="checkbox"/>	107AA162	Padded Swing-Away Fixed height (13")	NC
<input type="checkbox"/>	107AA18	Padded Swing-Away HT Adj (11" to 14")	\$274.00
	Setting	<input type="checkbox"/> 11" <input type="checkbox"/> 12" <input type="checkbox"/> 13" <input type="checkbox"/> 14"	

Please select a setting for adjustable version, will default to 11" if no selection is made

Armpad - For Height Adjustable

<i>* Desk Sideguard only. **Single Post only</i>			
<input type="checkbox"/>	107AM29	Desk Length 25cm/9.8" height *	NC
<input type="checkbox"/>	107AM30	Desk Length 31cm/12.2" height *	NC
<input type="checkbox"/>	107AM31	Desk Length 33cm/13" height **	NC

Armrest - Desk Sideguard

<i>Not available with Fold Down back option or combined with Side Guard</i>			
<input type="checkbox"/>	107LA01	Desk sideguard fixed flip up, no pad	\$330.00
<input type="checkbox"/>	107LA02	Desk sideguard fixed flip up	\$330.00
<input type="checkbox"/>	107LA03	Desk sideguard height adj. flip up, removable	\$198.00
<input type="checkbox"/>	107LG01	Quad Release - option	NC

Side Guards

<i>Increases overall width of chair. Some interference may exist w/ padded SA arms at lowest settings. Not available w/Single post HA or Desk Sideguard armrests.</i>			
<input type="checkbox"/>	107SG33	Plastic Standard	\$185.00
<input type="checkbox"/>	107SG29	Plastic Low	\$185.00
<input type="checkbox"/>	107SG35	Aluminum	\$310.00
<input type="checkbox"/>	107SG36	Aluminum w/ Fender	\$310.00
<input type="checkbox"/>	107SG12	Carbon Fiber	\$593.00
<input type="checkbox"/>	107SG41	Carbon Fiber Long w/LG Fender	\$593.00

Armrest - Single post

<i>Desk length 33cm armpad available only.</i>			
<input type="checkbox"/>	107AA161	Single post height adj. removable, depth adjustable	\$334.00

Side Guard / Desk Sideguard - Color Option

<i>Available with Aluminum or Aluminum with Fender. Not applicable to carbon fiber or plastic option. Standard colors only</i>			
<input type="checkbox"/>	107GE01	Black	NC
<input type="checkbox"/>	107GE02	Matching Frame- Standard Colors	NC

9. KEY OPTIONS AND ACCESSORIES

Anti Tips

<input type="checkbox"/>	107AT1	Anti Tips (Pair)	\$119.00
<input type="checkbox"/>	107AT81	Anti Tip swing away	\$110.00
		<input type="checkbox"/> Right Mnt <input type="checkbox"/> Left Mnt	
<input type="checkbox"/>	107AT83	Tip assist	\$40.00
		<input type="checkbox"/> Right Mnt <input type="checkbox"/> Left Mnt	

Additional Pack Accessories

<input type="checkbox"/>	107A1	Backpack - Adult	\$110.00
<input type="checkbox"/>	107A2	Backpack - Kids	\$103.00
<input type="checkbox"/>	1071A01	Seat Pouch Black	\$82.00

Tray Tables

<i>Swing Away Frame only. Only available with Single Post Height Adjustable armrests.</i>			
<input type="checkbox"/>	107A44	Small 33-35cm (13"-14")	\$375.00
<input type="checkbox"/>	107A45	Medium 38-43cm (15"-17")	\$375.00
<input type="checkbox"/>	107A46	Large 45-50cm (18"-20")	\$375.00
<input type="checkbox"/>	107A47	X-Large 53-55cm (21"-22")	\$375.00

Positioning Belt

<input type="checkbox"/>	107A833	Universal 1.5" Auto Buckle Belt	\$60.00
--------------------------	---------	---------------------------------	---------

Spoke Guards

<i>Only available with 24" Lite spoke wheels.</i>			
<input type="checkbox"/>	1074A01	Quickie Black Spoke Guard	\$155.00
<input type="checkbox"/>	1074A02	Quickie Clear Spoke Guard	\$155.00

9. KEY OPTIONS AND ACCESSORIES (cont)

Miscellaneous

Rubber cover only available with Aluminum Anodized & Painted handrims

<input type="checkbox"/>	1078A48	Crutch Holder	\$113.00
<input type="checkbox"/>	1078A21	Tool Kit	\$42.00
<input type="checkbox"/>	1078A01	Gel Swing Away Pad	\$160.00
<input type="checkbox"/>	1078A46	Handrim rubber cover (24" only)	\$115.00
<input type="checkbox"/>	1078A03	Caddy	\$88.00
<input type="checkbox"/>	1078A47	Mobile phone pocket	\$33.00
<input type="checkbox"/>	107A999	Quickie Water Bottle & Holder	\$80.00

Positioning

Pad size is 6"x9". Swing Away frame only.

<input type="checkbox"/>	1078A49	Lower Extremity S/A support	\$462.00
		<input type="checkbox"/> Right <input type="checkbox"/> Left	

Built For Me

*To inquire about any unique personalized Quickie products, contact:
Phone: (800) 263-3390, Option #1, Email: cscanada@sunmed.com*



10. COLOR

Standard Frame Color

Handrim color option only available if Aluminum Coated colored option was selected.

Black not available as base w/Zebra

	Handrim
<input type="checkbox"/>	107C140 Aztec Gold
<input type="checkbox"/>	107C118 Bead Blast
<input type="checkbox"/>	107C2 Black
<input type="checkbox"/>	107C141 Black Cherry
<input type="checkbox"/>	107C10 Black Opal
<input type="checkbox"/>	107C38 Blue Opal
<input type="checkbox"/>	107C36 Candy Blue
<input type="checkbox"/>	107C14 Candy Purple
<input type="checkbox"/>	107C35 Candy Red
<input type="checkbox"/>	107C142 Electric Blue
<input type="checkbox"/>	107C143 Evergreen
<input type="checkbox"/>	107C44 Glossy White
<input type="checkbox"/>	107C126 Glow
<input type="checkbox"/>	107C144 Green Apple
<input type="checkbox"/>	107C147 Hot Sparkle Pink
<input type="checkbox"/>	107C148 Mauve Pink
<input type="checkbox"/>	107C103 Rootbeer
<input type="checkbox"/>	107C114 Sparkle Silver
<input type="checkbox"/>	107C145 Sunrise Orange
<input type="checkbox"/>	107C113 Titanium Color Paint
<input type="checkbox"/>	107C8 Yellow

Matte Frame Color

Handrim color option only available if Aluminum Coated colored options was selected.

	Handrim
<input type="checkbox"/>	107C116 Matte Black
<input type="checkbox"/>	107C151 Matte Black Cherry
<input type="checkbox"/>	107C150 Matte Electric Blue
<input type="checkbox"/>	107C149 Matte Evergreen
<input type="checkbox"/>	107C152 Matte Purple

Personalized Frame Color

<input type="checkbox"/>	107C112	Desert Camouflage	\$363.00
<input type="checkbox"/>	107C43	Mossy Oak Camouflage	\$363.00
<input type="checkbox"/>	107C42	Stars & Stripes	\$363.00
<input type="checkbox"/>	107C108	Zebra (Choose above base color) Std with White unless above base paint is chosen N/A w/ Black, Matte Black, Black Opal, Titanium or Bead Blast)	\$363.00

Anodized Color Package

Forks and Aluminum casters only. N/A with Frog Legs and Alum Caster color option

<input type="checkbox"/>	107EB15	Blue	NC
<input type="checkbox"/>	107EB19	Red	NC
<input type="checkbox"/>	107EB16	Gold	\$94.00
<input type="checkbox"/>	107EB17	Lime Green	\$94.00
<input type="checkbox"/>	107EB18	Purple	\$94.00
<input type="checkbox"/>	107EB20	Ti Grey	\$94.00

Frame Graphics

Graphic designs on front frame tubes. N/A Personalized colors & Matte Black Cherry.

N/A with Fixed Front low height frames or Swing Away frame

<input type="checkbox"/>	1078A24	Bloom	\$363.00
<input type="checkbox"/>	1078A25	Dragon	\$363.00
<input type="checkbox"/>	1078A26	Ghost Flames	\$363.00
<input type="checkbox"/>	1078A27	Retro Squares	\$363.00
<input type="checkbox"/>	1078A28	Tribal	\$363.00

Bloom design



Retro Squares design



Dragon design



Tribal design



Ghost Flames design



11. APPENDIX

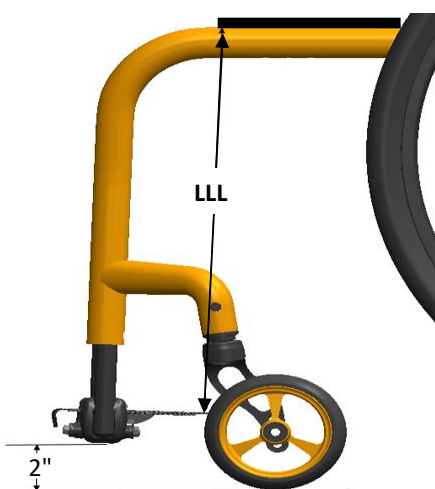
Swing Away frame Front Seat Height matrix

FRONT SEAT HEIGHT SELECTION: in dependence of front casters, forks and frame versions

Front seat height in centimeters

		Front seat height in centimeters													
		16.9" 17.3" 17.7" 18.1" 18.5" 18.9" 19.3" 19.7" 20.1" 20.5" 20.9" 21.3" 21.7"													
		Fork													
		43	44	45	46	47	48	49	50	51	52	53	54	55	
3"	Multi Post.	○		○	○	○				○	○	○			
	Single Side	○		○	○	○									
	Frog Leg			○	○	○	○								
4"	Multi Post.	○		○	○	○			○	○	○	○		○	
	Single Side	○		○	○	○			○	○	○	○			
	Frog Leg			○	○	○	○								
5"	Multi Post.			○	○	○	○			○	○	○	○		
	Single Side			○	○	○	○								
	Frog Leg														
6"	Multi Post.						○	○		○	○	○	○	○	
	Single Side						○	○		○	○	○	○	○	
	Frog Leg									○	○				

Lower Leg Length



Fixed Front/Dual Tube frame Front Seat Height matrix

FRONT SEAT HEIGHT SELECTION: in dependence of front casters, forks and frame versions

Front seat height in centimeters

		Front seat height in centimeters													
		16.9" 17.3" 17.7" 18.1" 18.5" 18.9" 19.3" 19.7" 20.1" 20.5" 20.9" 21.3" 21.7"													
		Fork													
		Frame:													
		43	44	45	46	47	48	49	50	51	52	53	54	55	
3"	Multi Post.	○	○												
	Single Side	○	○												
	Frog Leg														
4"	Multi Post.			○	○	○	○								
	Single Side			○	○	○	○								
	Frog Leg														
5"	Multi Post.			○	○	○	○								
	Single Side			○	○	○	○								
	Frog Leg														
6"	Multi Post.														
	Single Side														
	Frog Leg														

Half Fold Down



Back height

		Back height						
		12.8"	13.8"	14.8"	15.7"	16.7"	17.7"	18.7"
Seat width	12.6"	32	✓	✓	✓	✓	✓	✓
	13.4"	34	○	✓	✓	✓	✓	✓
	14.2"	36	○	○	✓	✓	✓	✓
	15.0"	38		○	○	✓	✓	✓
	15.7"	40			○	○	✓	✓
	16.5"	42				○	○	✓
	17.3"	44				○	○	○
	18.1"	46					○	○
	18.9"	48						○
	19.7"	50						○



=folds 90° to the front on folded chair



=can't be folded full 90° to the front on folded chair in combination with fold-down pushhandles



=can't be folded full 90° to the front on folded chair



=will fold less than 45° to the front on folded chair, folds 90° on unfolded chair

JAY® Cushion Options

Note: The JAY cushion options shown below are the most popular with Xenon² users. For additional variations of the cushions shown below or other cushion options, please visit www.SunriseMedical.ca or contact Customer Service.

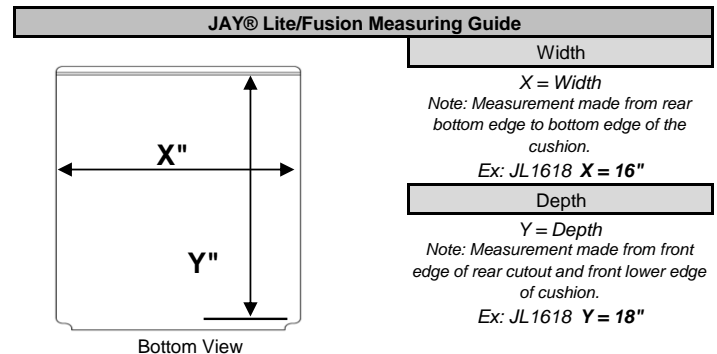
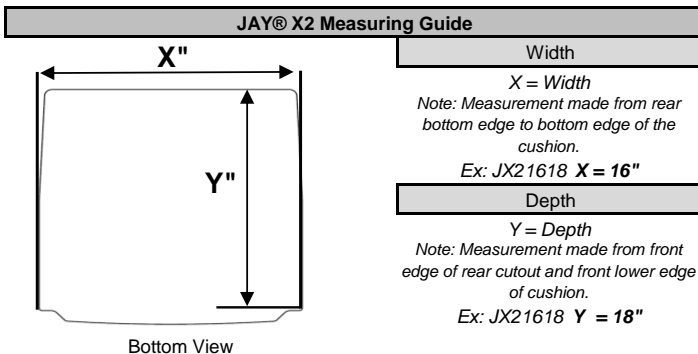
JAY® X2 Cushion				
✓	Part Number	Width x Depth (in)*	Width x Depth (cm)**	Price
✓	JX21414	13.75 x 14	35 x 35.6	\$930
□	JX21416	13.75 x 16	35 x 40.6	\$930
□	JX21515	15.25 x 15	38.7 x 38.1	\$930
□	JX21516	15.25 x 16	38.7 x 40.6	\$930
□	JX21616	15.75 x 16	40 x 40.6	\$930
□	JX21617	15.75 x 17	40 x 43.2	\$930
□	JX21618	15.75 x 18	40 x 45.7	\$930
□	JX21620	15.75 x 20	40 x 50.8	\$930
□	JX21716	17.25 x 16	43.8 x 40.6	\$930
□	JX21717	17.25 x 17	43.8 x 43.2	\$930
□	JX21816	17.75 x 16	45.1 x 40.6	\$930
□	JX21818	17.75 x 18	45.1 x 45.7	\$930
□	JX21820	17.75 x 20	45.1 x 50.8	\$930
□	JX22020	19.75 x 20	50.2 x 50.8	\$930

JAY® Fusion Reduced Profile w/ Air Insert Single Valve				
✓	Part Number	Width x Depth (in)*	Width x Depth (cm)**	Price
□	JFUSION1414RPAS	14 x 14	35.6 x 35.6	\$1,030
□	JFUSION1415RPAS	14 x 15	35.6 x 38.1	\$1,030
□	JFUSION1416RPAS	14 x 16	35.6 x 40.6	\$1,030
□	JFUSION1417RPAS	14 x 17	35.6 x 43.2	\$1,030
□	JFUSION1418RPAS	14 x 18	35.6 x 45.7	\$1,030
□	JFUSION1514RPAS	15 x 14	38.1 x 35.6	\$1,030
□	JFUSION1515RPAS	15 x 15	38.1 x 38.1	\$1,030
□	JFUSION1516RPAS	15 x 16	38.1 x 40.6	\$1,030
□	JFUSION1517RPAS	15 x 17	38.1 x 43.2	\$1,030
□	JFUSION1518RPAS	15 x 18	38.1 x 45.7	\$1,030
□	JFUSION1519RPAS	15 x 19	38.1 x 48.3	\$1,030
□	JFUSION1520RPAS	15 x 20	38.1 x 50.8	\$1,030
□	JFUSION1614RPAS	16 x 14	40.6 x 35.6	\$1,030
□	JFUSION1615RPAS	16 x 15	40.6 x 38.1	\$1,030
□	JFUSION1616RPAS	16 x 16	40.6 x 40.6	\$1,030
□	JFUSION1617RPAS	16 x 17	40.6 x 43.2	\$1,030
□	JFUSION1618RPAS	16 x 18	40.6 x 45.7	\$1,030
□	JFUSION1619RPAS	16 x 19	40.6 x 48.3	\$1,030
□	JFUSION1620RPAS	16 x 20	40.6 x 50.8	\$1,030
□	JFUSION1714RPAS	17 x 14	43.2 x 35.6	\$1,030

JAY® Fusion Reduced Profile w/ Air Insert Single Valve				
✓	Part Number	Width x Depth (in)*	Width x Depth (cm)**	Price
□	JFUSION1715RPAS	17 x 15	43.2 x 38.1	\$1,030
□	JFUSION1716RPAS	17 x 16	43.2 x 40.6	\$1,030
□	JFUSION1717RPAS	17 x 17	43.2 x 43.2	\$1,030
□	JFUSION1718RPAS	17 x 18	43.2 x 45.7	\$1,030
□	JFUSION1719RPAS	17 x 19	43.2 x 48.3	\$1,030
□	JFUSION1720RPAS	17 x 20	43.2 x 50.8	\$1,030
□	JFUSION1814RPAS	18 x 14	45.7 x 35.6	\$1,030
□	JFUSION1815RPAS	18 x 15	45.7 x 38.1	\$1,030
□	JFUSION1816RPAS	18 x 16	45.7 x 40.6	\$1,030
□	JFUSION1817RPAS	18 x 17	45.7 x 43.2	\$1,030
□	JFUSION1818RPAS	18 x 18	45.7 x 45.7	\$1,030
□	JFUSION1819RPAS	18 x 19	45.7 x 48.3	\$1,030
□	JFUSION1820RPAS	18 x 20	45.7 x 50.8	\$1,030
□	JFUSION1915RPAS	19 x 15	48.3 x 38.1	\$1,030
□	JFUSION1916RPAS	19 x 16	48.3 x 40.6	\$1,030
□	JFUSION1917RPAS	19 x 17	48.3 x 43.2	\$1,030
□	JFUSION1918RPAS	19 x 18	48.3 x 45.7	\$1,030
□	JFUSION1919RPAS	19 x 19	48.3 x 48.3	\$1,030
□	JFUSION1920RPAS	19 x 20	48.3 x 50.8	\$1,030
□	JFUSION2015RPAS	20 x 15	50.8 x 38.1	\$1,030
□	JFUSION2016RPAS	20 x 16	50.8 x 40.6	\$1,030
□	JFUSION2017RPAS	20 x 17	50.8 x 43.2	\$1,030
□	JFUSION2018RPAS	20 x 18	50.8 x 45.7	\$1,030
□	JFUSION2019RPAS	20 x 19	50.8 x 48.3	\$1,030
□	JFUSION2020RPAS	20 x 20	50.8 x 50.8	\$1,030

* JAY® cushions are designed to imperial values and listed metric equivalents are not exact measurements. Nominal dimensions may vary by ±0.5 in. or ±1.5 cm.

‡ Not all Xenon² chair sizes will have a JAY® cushion equivalent. Please contact Customer Service to modify standard cushions via JAY Your Way to chair specifications.



JAY® J3 BACKREST OPTIONS

To order a J3 Backrest, first choose a contour from one of the four options (A, B, C or D) below, then select the appropriate backrest height and width.

A) JAY® J3 Posterior (PA) Back - 2.2" Contour										
JAY J3 Back Size (in)		12	14	16	18	20				
Xenon ² Chair Width (cm)		31 - 36	36 - 41	41 - 46	46-51	51-56				
Max Trunk Width (in)		11	13	15	17	19				
Back Height	Lower Thoracic (LT)									
	6.5" (S)	J3PALTSxxSH	<input type="checkbox"/>	<input type="checkbox"/>	<input type="checkbox"/>	<input type="checkbox"/>	<input type="checkbox"/>	<input type="checkbox"/>	<input type="checkbox"/>	<input type="checkbox"/>
		J3PALTSxxRH	<input type="checkbox"/>	<input type="checkbox"/>	<input type="checkbox"/>	<input type="checkbox"/>	<input type="checkbox"/>	<input type="checkbox"/>	<input type="checkbox"/>	<input type="checkbox"/>
		J3PALTSxxRHF	<input type="checkbox"/>	<input type="checkbox"/>	<input type="checkbox"/>	<input type="checkbox"/>	<input type="checkbox"/>	<input type="checkbox"/>	<input type="checkbox"/>	<input type="checkbox"/>
	8.0" (M)	J3PALTMxxSH	<input type="checkbox"/>	<input type="checkbox"/>	<input type="checkbox"/>	<input type="checkbox"/>	<input type="checkbox"/>	<input type="checkbox"/>	<input type="checkbox"/>	<input type="checkbox"/>
		J3PALTMxxRH	<input type="checkbox"/>	<input type="checkbox"/>	<input type="checkbox"/>	<input type="checkbox"/>	<input type="checkbox"/>	<input type="checkbox"/>	<input type="checkbox"/>	<input type="checkbox"/>
		J3PALTMxxRHF	<input type="checkbox"/>	<input type="checkbox"/>	<input type="checkbox"/>	<input type="checkbox"/>	<input type="checkbox"/>	<input type="checkbox"/>	<input type="checkbox"/>	<input type="checkbox"/>
	9.5" (T)	J3PALTTxxSH	<input type="checkbox"/>	<input type="checkbox"/>	<input type="checkbox"/>	<input type="checkbox"/>	<input type="checkbox"/>	<input type="checkbox"/>	<input type="checkbox"/>	<input type="checkbox"/>
		J3PALTTxxRH	<input type="checkbox"/>	<input type="checkbox"/>	<input type="checkbox"/>	<input type="checkbox"/>	<input type="checkbox"/>	<input type="checkbox"/>	<input type="checkbox"/>	<input type="checkbox"/>
		J3PALTTxxRHF	<input type="checkbox"/>	<input type="checkbox"/>	<input type="checkbox"/>	<input type="checkbox"/>	<input type="checkbox"/>	<input type="checkbox"/>	<input type="checkbox"/>	<input type="checkbox"/>
	Mid Thoracic (MT)									
	12.0" (S)	J3PAMTSxxSH	<input type="checkbox"/>	<input type="checkbox"/>	<input type="checkbox"/>	<input type="checkbox"/>	<input type="checkbox"/>	<input type="checkbox"/>	<input type="checkbox"/>	<input type="checkbox"/>
	13.5" (M)	J3PAMTMxxSH	<input type="checkbox"/>	<input type="checkbox"/>	<input type="checkbox"/>	<input type="checkbox"/>	<input type="checkbox"/>	<input type="checkbox"/>	<input type="checkbox"/>	<input type="checkbox"/>
	15.0" (T)	J3PAMTTxxSH	<input type="checkbox"/>	<input type="checkbox"/>	<input type="checkbox"/>	<input type="checkbox"/>	<input type="checkbox"/>	<input type="checkbox"/>	<input type="checkbox"/>	<input type="checkbox"/>

B) JAY® J3 Carbon Fiber Posterior (PA) Back - 2.2" Contour										
JAY J3 Back Size (in)		14	16	18	20					
Xenon ² Chair Width (cm)		36 - 41	41 - 46	46-51	51-56					
Max Trunk Width (in)		11.5	13.5	15.5	17.5					
Back Height	Lower Thoracic (LT)									
	6.5" (S)	J3CFPALSxxRH	<input type="checkbox"/>	<input type="checkbox"/>	<input type="checkbox"/>	<input type="checkbox"/>	<input type="checkbox"/>	<input type="checkbox"/>	<input type="checkbox"/>	<input type="checkbox"/>
		J3CFPALSxxRHF	<input type="checkbox"/>	<input type="checkbox"/>	<input type="checkbox"/>	<input type="checkbox"/>	<input type="checkbox"/>	<input type="checkbox"/>	<input type="checkbox"/>	<input type="checkbox"/>
	9.5" (T)	J3CFPALTTxxRH	<input type="checkbox"/>	<input type="checkbox"/>	<input type="checkbox"/>	<input type="checkbox"/>	<input type="checkbox"/>	<input type="checkbox"/>	<input type="checkbox"/>	<input type="checkbox"/>
		J3CFPALTTxxRHF	<input type="checkbox"/>	<input type="checkbox"/>	<input type="checkbox"/>	<input type="checkbox"/>	<input type="checkbox"/>	<input type="checkbox"/>	<input type="checkbox"/>	<input type="checkbox"/>
	Mid Thoracic (MT)									
	12.0" (S)	J3CFPAMTSxxRH	<input type="checkbox"/>	<input type="checkbox"/>	<input type="checkbox"/>	<input type="checkbox"/>	<input type="checkbox"/>	<input type="checkbox"/>	<input type="checkbox"/>	<input type="checkbox"/>
		J3CFPAMTSxxRHF	<input type="checkbox"/>	<input type="checkbox"/>	<input type="checkbox"/>	<input type="checkbox"/>	<input type="checkbox"/>	<input type="checkbox"/>	<input type="checkbox"/>	<input type="checkbox"/>
	15.0" (T)	J3CFPAMTTxxRH	<input type="checkbox"/>	<input type="checkbox"/>	<input type="checkbox"/>	<input type="checkbox"/>	<input type="checkbox"/>	<input type="checkbox"/>	<input type="checkbox"/>	<input type="checkbox"/>
		J3CFPAMTTxxRHF	<input type="checkbox"/>	<input type="checkbox"/>	<input type="checkbox"/>	<input type="checkbox"/>	<input type="checkbox"/>	<input type="checkbox"/>	<input type="checkbox"/>	<input type="checkbox"/>

C) JAY® J3 Posterior Deep Contour (PDC) Back - 6" Contour										
JAY J3 Back Size (in)		14	16	18	20					
Xenon ² Chair Width (cm)		36 - 41	41 - 46	46-51	51-56					
Max Trunk Width (in)		11.5	13.5	15.5	17.5					
Back Height	Lower Thoracic (LT)									
	8.0" (M)	J3PDCLTMxxSH	<input type="checkbox"/>	<input type="checkbox"/>	<input type="checkbox"/>	<input type="checkbox"/>	<input type="checkbox"/>	<input type="checkbox"/>	<input type="checkbox"/>	<input type="checkbox"/>
		J3PDCLTMxxRH	<input type="checkbox"/>	<input type="checkbox"/>	<input type="checkbox"/>	<input type="checkbox"/>	<input type="checkbox"/>	<input type="checkbox"/>	<input type="checkbox"/>	<input type="checkbox"/>
		J3PDCLTMxxRHF	<input type="checkbox"/>	<input type="checkbox"/>	<input type="checkbox"/>	<input type="checkbox"/>	<input type="checkbox"/>	<input type="checkbox"/>	<input type="checkbox"/>	<input type="checkbox"/>
	9.5" (T)	J3PDCLTTxxSH	<input type="checkbox"/>	<input type="checkbox"/>	<input type="checkbox"/>	<input type="checkbox"/>	<input type="checkbox"/>	<input type="checkbox"/>	<input type="checkbox"/>	<input type="checkbox"/>
		J3PDCLTTxxRH	<input type="checkbox"/>	<input type="checkbox"/>	<input type="checkbox"/>	<input type="checkbox"/>	<input type="checkbox"/>	<input type="checkbox"/>	<input type="checkbox"/>	<input type="checkbox"/>
		J3PDCLTTxxRHF	<input type="checkbox"/>	<input type="checkbox"/>	<input type="checkbox"/>	<input type="checkbox"/>	<input type="checkbox"/>	<input type="checkbox"/>	<input type="checkbox"/>	<input type="checkbox"/>
	Mid Thoracic (MT)									
	12.0" (S)	J3PDCMTSxxSH	<input type="checkbox"/>	<input type="checkbox"/>	<input type="checkbox"/>	<input type="checkbox"/>	<input type="checkbox"/>	<input type="checkbox"/>	<input type="checkbox"/>	<input type="checkbox"/>
	15.0" (T)	J3PDCMTTxxSH	<input type="checkbox"/>	<input type="checkbox"/>	<input type="checkbox"/>	<input type="checkbox"/>	<input type="checkbox"/>	<input type="checkbox"/>	<input type="checkbox"/>	<input type="checkbox"/>

D) JAY® J3 Posterior Lateral (PL) Back - 3" Contour									
JAY J3 Back Size (in)		12	14	16	18	20			
Xenon ² Chair Width (cm)		31 - 36	36 - 41	41 - 46	46-51	51-56			
Max Trunk Width (in)		9.5	11.5	13.5	15.5	17.5			
Back Height	Mid Thoracic (MT)								
	12.0" (S)	J3PLMTSxxSH	<input type="checkbox"/>	<input type="checkbox"/>	<input type="checkbox"/>	<input type="checkbox"/>	<input type="checkbox"/>	<input type="checkbox"/>	<input type="checkbox"/>
	13.5" (M)	J3PLMTMxxSH	<input type="checkbox"/>	<input type="checkbox"/>	<input type="checkbox"/>	<input type="checkbox"/>	<input type="checkbox"/>	<input type="checkbox"/>	<input type="checkbox"/>
	15.0" (T)	J3PLMTTxxSH	<input type="checkbox"/>	<input type="checkbox"/>	<input type="checkbox"/>	<input type="checkbox"/>	<input type="checkbox"/>	<input type="checkbox"/>	<input type="checkbox"/>

Note: The J3 Back options shown are the most popular with Xenon² users. For more contours, back heights, hardware options, and accessories, please see the J3 Back order form at www.SunriseMedical.ca

