

J3[®] BACK

ORDERING GUIDE





JAY® J3® Backs

The most versatile JAY back for all SHAPES, SIZES, and LIFESTYLES

The J3 back product line offers a multitude of width, height, and contour depth backs to fit your client. The backs are adjustable with numerous hardware choices allowing for easy installation and quick removal.



J3 Carbon Fiber Option

What makes the J3 unique?

- Five contour shapes provide individualized side-to-side stability.
- Four support heights and shapes allow you to select the ideal backrest for your client's torso height and clinical presentation.
- Carbon Fiber option weighs as little as 2.2 lbs. with hardware.
- Accessories include WHITMYER® headrests, lateral thoracic supports, and the CradleU Lateral.
- J3 Plus includes an optional lower vanity shell extension that can pivot to accommodate redundant tissues, allowing proper positioning without interference.

PEDIATRIC OPTION:

The JAY Zip® pediatric back designed specifically for kids, features smaller sizes, lower weights, and contour shapes.

Universal Hardware

Four hardware options optimized for varying requirements, wheelchair types and easier installation:

- Patented auto-lock hardware securely locks into place once back pins are inserted into receiver – no extra step needed!
- Quick-release levers allow for fast back removal.
- Fits back cane widths $\frac{3}{4}$ " to 1 $\frac{1}{8}$ " and able to mount to any QUICKIE Power wheelchair with adapter bracket.



2-pt. Quick Release
TH Hardware

HARDWARE	SH	TH	RH	FS
CONTACT	2-pt.	2-pt.	2-pt.	4-pt.
ANGLE	+/- 20°	+/- 20°	+/- 10°	-
WIDTH	2"	2"	2"	2"
DEPTH	2.25"	2.25"	1.75"	-
WEIGHT CAPACITY	300 lbs.	500 lbs.	300 lbs.	500 lbs.

Functional & Personalized Options

- Dual layer, multi-density foam to enhance durability and comfort.
- Layered 3DX™ Spacer Fabric and Lycra® Stretch cover promotes airflow and wicks moisture keeping your client cool and dry.
- Color options for the back panel available through JAY Your Way.



3DX Spacer Fabric

TABLE OF CONTENTS



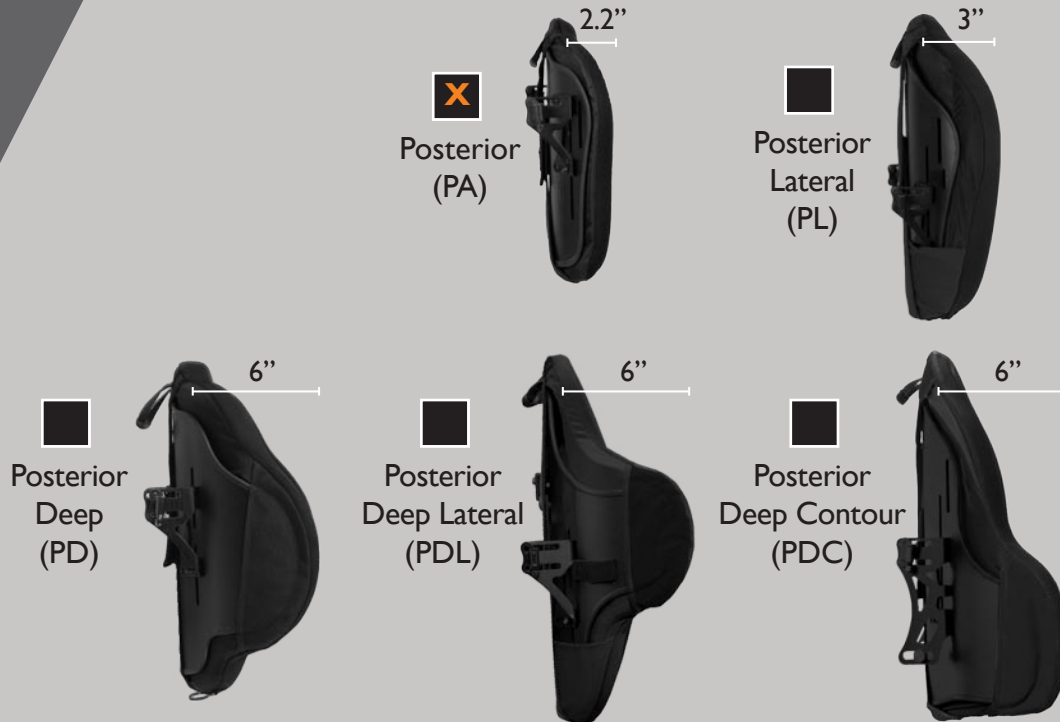
J3 Posterior Deep Back

Step 1	Contour Depth	5
Step 2	Level of Support	6
Step 3	Back Support Height	7
Step 4	Backrest Width	8
Step 5	Mounting Hardware	9
Recap	Smart Part Number Model	10
JAY Your Way	Options	11
Accessories	Headrest Pads	12
	Headrest Mounting Hardware	12
	Laterals	12
	Chest Strap Harness	13
	Vanity Flap	13
	Spine-Align Kits	13
Appendix	Spine-Align Components	13
	Reference Drawings & Tables	14-15

Step 1

Contour Depth

For a personalized-fit J3 Backrest, follow this **5-Step Guide** to determine your **J3 Smart Part Number**.



Step 1 Determine Contour Depth.

How much lateral support is needed: PA, PL, PD, PDL & PDC

J3	PA	—	—	—	—
J3 Part Numbers begin with "J3"*	Step 1	Step 2	Step 3	Step 4	Step 5

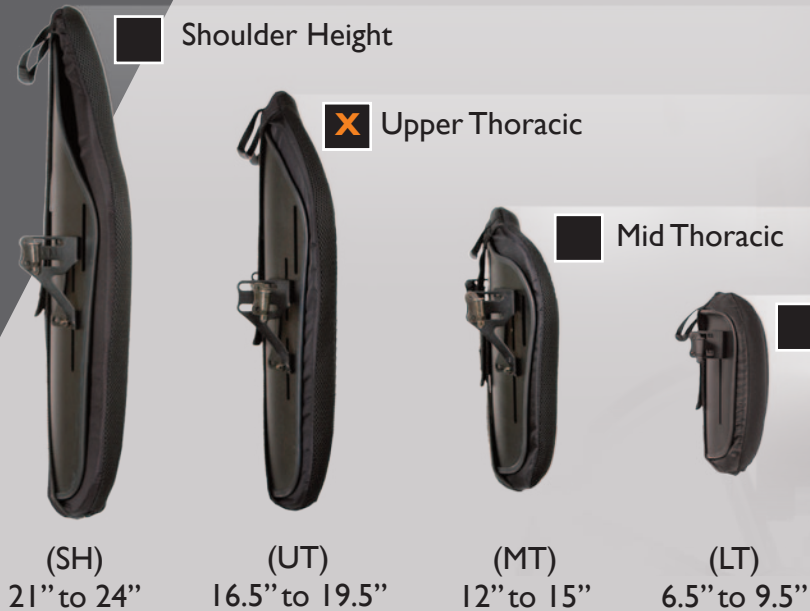
Note: To order a J3 Carbon Fiber (CF) Back, begin with "J3CF".

*The part number that is generated over the next several pages is for illustrative purposes. Actual part numbers may vary. Please reference the J3 Back, and J3 CF Back, J3 Plus Back, J3 Form Back order forms on www.SunriseMedical.com for a full list of options and availability.

Step 2

Level of Support

Each individual, depending on their functional needs and level of trunk stability, requires a different level of support.



Step 2 Determine Level of Support.

Choose from Lower Thoracic up to Shoulder Height.

J3	PA	UT	—	—	—
J3 Part Numbers begin with "J3"	Step 1	Step 2	Step 3	Step 4	Step 5

Step 3

Backrest Height

Within each level of support (Step 2), we offer short, medium, and tall height options to accommodate differences in the user's torso height.



Short (S)

LTS 6.5"
MTS 12"
UTS 16.5"
SHS 21"



Medium (M)

LTM 8"
MTM 13.5"
UTM 18"
SHM 22.5"



Tall (T)

LTT 9.5"
MTT 15"
UTT 19.5"
SHT 24"

Step 3 Determine backrest height.

In (Step 2), the level of support is chosen. Each of these support levels are offered in Short, Medium, and Tall. These two steps together determine backrest height.

J3	PA	UT	M	—	—
J3 Part Numbers begin with "J3"	Step 1	Step 2	Step 3	Step 4	Step 5

Step 4

Backrest Width

Example:
Trunk widths measuring between 13" to 15", the PA backrest is 16"





Posterior (PA)



Posterior Lateral (PL)



Posterior Deep (PD)
Posterior Deep Lateral (PDL)
& Posterior Deep Contour (PDC)

WIDTH		12	14	16	18	20	22	24	26	12	14	16	18	20	12	14	16	18	20
 <p>Chair Back Cane Width Based on outside back cane to outside back cane</p>	12 to 14 to	14 to 16 to	16 to 18 to	18 to 20 to	20 to 22 to	22 to 24 to	24 to 26 to	26 to 28 to	12 to 14 to	14 to 16 to	16 to 18 to	18 to 20 to	20 to 22 to	12 to 14 to	14 to 16 to	16 to 18 to	18 to 20 to	20 to 22 to	
	 <p>Trunk Width Measure the widest part of the trunk supported by the back</p>	11	13	15	17	19	21	23	25	9.5	11.5	13.5	15.5	17.5	9	11	13	15	17

Step 4 Determine the Backrest Width.

Measure the widest part of the trunk covered by the back or measure the chair back cane width. Reference the chart to select which width works best for the contour chosen in **Step 1** on page 5.

J3	PA	UT	M	16	—
J3 Part Numbers begin with "J3"	Step 1	Step 2	Step 3	Step 4	Step 5

Step 5

Mounting Hardware

RH hardware available on **LT** support levels. **TH** and **FS** hardware available on **MT**, **UT**, and **SH** support levels. **SH** hardware available on all support levels.



SH

2-point, Quick-Release hardware that offers 2.25" of depth adjustment and +/- 20° of back angle adjustment.



TH

2-point, Quick-Release hardware that is optimized for use with a tilt-in-space wheelchair, includes a lengthened bracket and attachment pin to accommodate up to 500 lbs, and offers 2.25" of depth adjustment and +/- 20° of back angle adjustment.



RH

2-point, Quick-Release hardware that is optimized for use with an ultra lightweight wheelchair, weighs 25% less than SH hardware, and offers 1.75" of depth adjustment and +/- 10° of back angle adjustment.



FS

Increased stability supports more force, 500 lb. weight capacity with hardware and over 22" wide shells.

Step 5 Select mounting hardware.

J3

PA

UT

M

I6

SH

J3 Part Numbers begin with "J3"

Step 1

Step 2

Step 3

Step 4

Step 5

Recap

SMART PART NUMBER

Example Smart Part Number:
J3PAUTMI6SH



Step 1 **J3** *J3 Back*

Step 1 **PA** *Posterior support, meets 2.2 inch posterior contour.*

Step 2 **UT** *Designed for supporting the back through the upper thoracic spine.*

Step 3 **M** *Medium height back in the upper thoracic support position.*

Step 4 **I6** *Designed to fit wheelchairs 16-18 inches in width.*

Step 5 **SH** *SH attaching hardware.*

J3



Options

JAY Your Way is a modification program designed to deliver the benefits of personalized seating but with the ease of ordering standard JAY products.



From clinical improvements to colored covers, **JAY Your Way** modifies cushions and backs specifically to address users' unique individual needs and preferences. Modifications include JAY bases, fluid inserts, covers, backrests and JAY products. Most modifications are made at no additional charge. With **JAY Your Way**, products are easily modified to meet your clients' needs and individual styles. For more information go to: SunriseMedical.com/JAY-Your-Way



Accessories

Headrest Pads



PLUSH



C-PLUSH



Contour
Cradle



Heads Up®



Adjust-A-PLUSH

Headrest Mounting Hardware



AXYS
Mount



LINX
Mount



LINX²
Mount



ONYX
Mount



Cobra
Mount



Cobra FB
Mount



Pro
Mount


Laterals



Fixed Lateral



New JAY Swing-Away
Lateral Thoracic Support



CradleU® Lateral

Chest Strap Harness



Contour Style



Classic Style



Center Opening
with Buckle

Vanity Flap



Spine-Align Kits




Spine-Align Mini Kit I



Spine-Align Mini Kit II

Spine-Align Components



The components slip between the shell and the cover. It is not necessary to open the foam cover.



Small Lumbar

Large Lumbar

Lateral Shim

Posterior/
Lateral Pelvic

Lateral Shim



Curved Shim

Flat Shim

Small Bean Bag

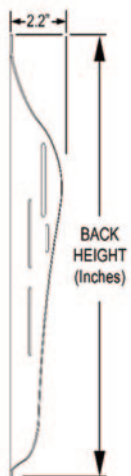
Large Bean Bag



Appendix

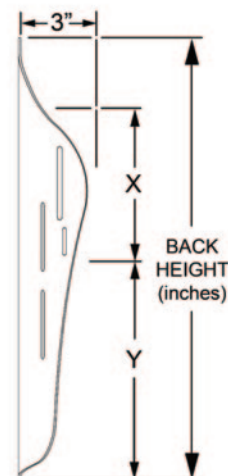
PA

JAY J3 Posterior (PA) Backrest
E2613 (<22" Wide)
E2614 (>22" Wide)



PL

JAY J3 Posterior Lateral (PL) Backrest
E2615



WIDTH **J3 Plus**

12" 14" 16" 18" 20" 22" 24" 26"

Available Sizes



HEIGHT

LT	S 6.5"								
	M 8"								
	T 9.5"								
MT	S 12"								
	M 13.5								
	T 15"								
UT	S 16.5"								
	M 18"								
	T 19.5"								
SH	S 21"								
	M 22.5"								
	T 24"								

WIDTH

12" 14" 16" 18" 20"

HEIGHT

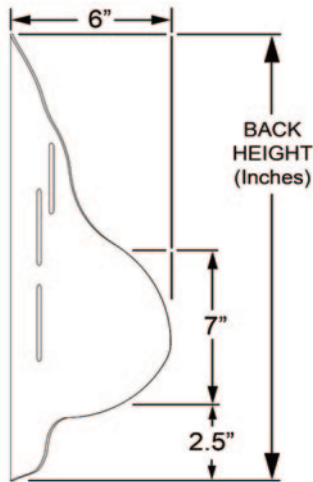
LT	S 6.5"				
	M 8"				
	T 9.5"				
MT	S 12"				
	M 13.5				
	T 15"				
UT	S 16.5"				
	M 18"				
	T 19.5"				
SH	S 21"				
	M 22.5"				
	T 24"				

PD

PDL

PDC

**JAY J3 Posterior Deep
(PD) Backrest
E2620**

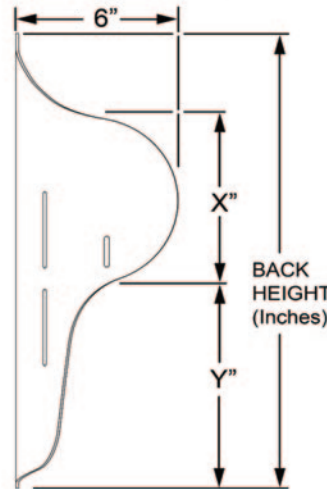


WIDTH

12" 14" 16" 18" 20"

		12"	14"	16"	18"	20"
LT	S 6.5"					
	M 8"					
	T 9.5"					
MT	S 12"					
	M 13.5					
	T 15"					
UT	S 16.5"					
	M 18"					
	T 19.5"					
SH	S 21"					
	M 22.5"					
	T 24"					

**JAY J3 Posterior Deep Lateral
(PDL) Backrest
E2620**

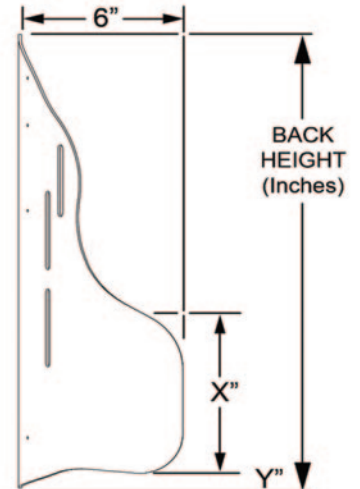


WIDTH

14" 16" 18" 20"

		14"	16"	18"	20"
LT	S 6.5"				
	M 8"				
	T 9.5"				
MT	S 12"				
	M 13.5				
	T 15"				
UT	S 16.5"				
	M 18"				
	T 19.5"				
SH	S 21"				
	M 22.5"				
	T 24"				

**JAY J3 Posterior Deep Contour
(PDC) Backrest
E2620**



WIDTH

14" 16" 18" 20"

		14"	16"	18"	20"
LT	S 6.5"				
	M 8"				
	T 9.5"				
MT	S 12"				
	M 13.5				
	T 15"				
UT	S 16.5"				
	M 18"				
	T 19.5"				
SH	S 21"				
	M 22.5"				
	T 24"				



J3 Back comes in Carbon Fiber and Plus models with superior positioning options.



J3 Carbon Fiber Option

- Carbon Fiber shell option weighs as little as 2.2 lbs. for the ultimate in lightweight performance
- When combined with RH hardware, it is the perfect addition to any QUICKIE® ultra lightweight wheelchair
- Can also be paired with the Freestyle Backrest System, available on several QUICKIE ultra lightweight wheelchairs



J3 Plus Back

- The J3 Plus can accommodate up to 500 lbs. and is available in widths up to 26"
- Available on the Mid Thoracic shell is the optional lower vanity shell extension. It pivots to accommodate redundant tissues, allowing proper positioning without interference.
- Utilized the popular J3 TH or FS mounting hardware.



JAY Swing-Away Lateral Thoracic Support



- New slim profile Swing-Away lateral with improved locking strength.
- Improved positioning options with 2 pivot points that offer over 3.75" of adjustment
- Ability to mount lateral either on the inside or outside of the shell for better positioning
- Comes standard with a 3DX pad cover, stretch, premium leatherette or reverse Dartex cover options are available through JAY Your Way

For more information go to: SunriseMedical.com/J3Back



Sunrise Medical (US) LLC, Fresno, CA 93727
MK-100153 Rev.D ©12.2020

800.333.4000

www.SunriseMedical.com

