



# Quickie IRIS - AADL W326A (Pediatric A Tilt-In-Space Wheelchair)

October 2024 EIZ4-2

### Mark For:

### Submitting for:

Quote  Order

Date: \_\_\_\_\_

PO#: \_\_\_\_\_

Dealer Acct #: \_\_\_\_\_

Dealer: \_\_\_\_\_

### ADDITIONAL SHIPPING INFORMATION

Dealer Contact: \_\_\_\_\_

Ship To: \_\_\_\_\_

Dealer Address: \_\_\_\_\_

Attention: \_\_\_\_\_

Dealer City: \_\_\_\_\_ PR: \_\_\_\_\_ PC: \_\_\_\_\_

Address: \_\_\_\_\_

Dealer Phone: ( ) Fax: ( )

Address: \_\_\_\_\_

Confirmation Email: \_\_\_\_\_

Ship To City: \_\_\_\_\_ PR: \_\_\_\_\_ PC: \_\_\_\_\_

Confirm Via:  Fax  Email

Ship To Phone: ( ) Fax: ( )

| Option # | Definition | Price | Option # | Definition | Price |
|----------|------------|-------|----------|------------|-------|
|----------|------------|-------|----------|------------|-------|

### 1. FRAME

#### Base Model

|                          |          |   |            |
|--------------------------|----------|---|------------|
| <input type="checkbox"/> | 183WM56  | Quickie IRIS with True Fit Growth<br>For 14" sizes use E1233        | \$4,848.00 |
| <input type="checkbox"/> | 183WM107 | Quickie IRIS True Fit - Transit included<br>For 14" sizes use E1233 | \$4,848.00 |

#### Power Tilt

Available with Heavy Duty. N/A with under mount Vent/Battery tray and Mono Back. Only available with Dual Post or Single Post Armrest styles with Desk and Full Length Classic Armrests. N/A with -5° pre tilt angle.

|                          |         |  |            |
|--------------------------|---------|--|------------|
| <input type="checkbox"/> | 183PA53 | Power Tilt (W/ Attendant & User Cntrl)<br>Tilt Control mounts to armrest<br><input type="checkbox"/> Left <input type="checkbox"/> Right (Rear Facing) | \$3,102.00 |
|--------------------------|---------|--|------------|

#### Pre-Set Tilt Angle (55° range) (Default in Bold)

|                          |        |   |    |
|--------------------------|--------|---|----|
| <input type="checkbox"/> | 183TA5 | -5 to 50°<br>N/A w/ Heavy Duty and 12.5" STFH | NC |
| <input type="checkbox"/> | 183TA6 | <b>0 to 55°</b>                               | NC |
| <input type="checkbox"/> | 183TA7 | +5 to 60°<br>N/A w/Heavy Duty Package         | NC |

#### Pre-Set Tilt Angle (40° range) (Default in Bold)

|                          |         |   |    |
|--------------------------|---------|---|----|
| <input type="checkbox"/> | 183TA8  | -5 to 35°<br>N/A w/ Heavy Duty and 12.5" STFH | NC |
| <input type="checkbox"/> | 183TA1  | 0 to 40°                                      | NC |
| <input type="checkbox"/> | 183TA10 | <b>+5 to 45°</b><br>N/A w/Heavy Duty Package  | NC |

#### Transit

|                          |         |                        |    |
|--------------------------|---------|------------------------|----|
| <input type="checkbox"/> | 183TO45 | WC-19 Transit Occupied | NC |
|--------------------------|---------|------------------------|----|

#### Tilt Release Options

|                          |         |   |    |
|--------------------------|---------|---|----|
| <input type="checkbox"/> | 183TT8  | Foot Release - No Cables<br>N/A w/ Power Tilt, Vent and Battery Tray,<br>21-22" depth and +5° set-ups.<br><input type="checkbox"/> Left <input type="checkbox"/> Right (Facing from rear) | NC |
| <input type="checkbox"/> | 183TT12 | Backrest Dual trigger cable releases N/A w/<br>Power Tilt   | NC |

#### Frame Options

|                          |         |  |            |
|--------------------------|---------|--|------------|
| <input type="checkbox"/> | 183FS23 | Standard Base and Seat Frame<br>Maximum Weight: <b>300 lbs.</b>  | NC         |
| <input type="checkbox"/> | 183HV1  | Heavy Duty Package (Max: <b>400lbs</b> ) N/A w/<br>Vent, Battery Tray and Mono Back  | \$1,243.00 |
| <input type="checkbox"/> | 183FS24 | Vent/Battery Tray Base N/A w/ Power Tilt,<br>Attendant Wheel Lock, Mono Back and 14" and<br>15" frame width; min 17" STFH. | \$779.00   |
| <input type="checkbox"/> | 183FT46 | Contracture Seat Frame N/A w/ 14" or 15"<br>frame depths. N/A w/ drop seat pan.  | NC         |

#### Frame Struts

|                          |         |  |         |
|--------------------------|---------|--|---------|
| <input type="checkbox"/> | 183GY01 | Fixed (Standard)   | NC      |
| <input type="checkbox"/> | 183GY02 | Width Adjusting System<br>Avail. range 14"-21". Max growth 22" N/A with<br>Mono Back | \$69.00 |

### 2. SIZE / SEATING

#### Frame Width

21" & 22" not available with removable stroller handle extension

|                          |        |     |          |
|--------------------------|--------|-----|----------|
| <input type="checkbox"/> | 183W5  | 14" | NC       |
| <input type="checkbox"/> | 183W6  | 15" | NC       |
| <input type="checkbox"/> | 183W7  | 16" | NC       |
| <input type="checkbox"/> | 183W8  | 17" | NC       |
| <input type="checkbox"/> | 183W9  | 18" | NC       |
| <input type="checkbox"/> | 183W10 | 19" | \$303.00 |
| <input type="checkbox"/> | 183W11 | 20" | \$303.00 |
| <input type="checkbox"/> | 183W12 | 21" | \$303.00 |
| <input type="checkbox"/> | 183W13 | 22" | \$303.00 |

#### Frame Width - Built 4 Me Options

Requires Heavy Duty package

|                          |        |                  |            |
|--------------------------|--------|------------------|------------|
| <input type="checkbox"/> | 183W57 | B4ME - 23" Width | \$1,417.00 |
| <input type="checkbox"/> | 183W58 | B4ME - 24" Width | \$1,417.00 |

#### Seat Type

|                          |         |   |          |
|--------------------------|---------|---|----------|
| <input type="checkbox"/> | 183ST35 | Standard Seat Pan<br>For growth ranges, see Figure 1.5                | \$243.00 |
| <input type="checkbox"/> | 183ST36 | Drop Seat Pan - N/A w/ Power Tilt, HD,<br>Contracture footrest system | \$173.00 |
| <input type="checkbox"/> | 183ST54 | Omit Seat Pan   | NC       |

#### JAY Cushions (Optional)

To order any JAY cushions on-chair, please see the JAY price list.  
Cushion name or part number must be filled out with desired width and depth.

|                          |         |  |            |
|--------------------------|---------|--|------------|
| <input type="checkbox"/> | 183JC20 | JAY Bundled Cushion<br>Cushion Name/Part #:<br>Width: _____ Depth: _____ | Price List |
|--------------------------|---------|--|------------|

#### Made To Order Seating

|                          |         |             |            |
|--------------------------|---------|-------------|------------|
| <input type="checkbox"/> | 183QC01 | JAY AES     | Order Form |
| <input type="checkbox"/> | 183QC02 | JAY Surefit | Order Form |
| <input type="checkbox"/> | 183QC03 | JAY Fit     | Order Form |

**2. SIZE / SEATING (CONT) Fill out either A or B)**

**A. Setup By QUICKIE**

**B. Setup By DEPTH**

**A. User's Seated Height**

See **Figure 1.2**, Dimension B. Distance from seat surface to top of the head.

|                          |         |                |    |
|--------------------------|---------|----------------|----|
| <input type="checkbox"/> | 183SJ01 | Less than 37"  | NC |
| <input type="checkbox"/> | 183SJ02 | 37" or Greater | NC |

**B. Frame Depth Range**

|                          |         |                           |    |
|--------------------------|---------|---------------------------|----|
| <input type="checkbox"/> | 183FL91 | Short Seat Frame 14"-18"  | NC |
| <input type="checkbox"/> | 183FL92 | Medium Seat Frame 16"-20" | NC |
| <input type="checkbox"/> | 183FL93 | Long Seat Frame 18"-22"   | NC |

**A. User's Weight (Default in Bold)**

301-400 lb options only available w/ HD Package

|                          |         |                    |    |
|--------------------------|---------|--------------------|----|
| <input type="checkbox"/> | 183BO01 | <b>0 - 300 lbs</b> | NC |
| <input type="checkbox"/> | 183BO03 | 301 - 350 lbs      | NC |
| <input type="checkbox"/> | 183BO12 | 351 - 400 lbs      | NC |

**B. Frame Depth**

|                          |         |  |          |
|--------------------------|---------|--|----------|
| <input type="checkbox"/> | 183FD5  | 14" <i>recommend short seat frame</i>  | NC       |
| <input type="checkbox"/> | 183FD6  | 15" <i>recommend short seat frame</i>  | NC       |
| <input type="checkbox"/> | 183FD7  | 16" <i>recommend short seat frame</i>  | NC       |
| <input type="checkbox"/> | 183FD8  | 17" <i>recommend short seat frame</i>  | NC       |
| <input type="checkbox"/> | 183FD9  | 18" <i>recommend medium seat frame</i> | NC       |
| <input type="checkbox"/> | 183FD10 | 19" <i>recommend medium seat frame</i> | \$303.00 |
| <input type="checkbox"/> | 183FD11 | 20" <i>recommend long seat frame</i>   | \$303.00 |
| <input type="checkbox"/> | 183FD16 | 21" <i>recommend long seat frame</i>   | \$303.00 |
| <input type="checkbox"/> | 183FD17 | 22" <i>recommend long seat frame</i>   | \$303.00 |

OR

**A. Desired Seat Depth**

**Figure 1.2**, Dimension A for measurement

|                          |         |     |          |
|--------------------------|---------|-----|----------|
| <input type="checkbox"/> | 183SD7  | 14" | NC       |
| <input type="checkbox"/> | 183SD8  | 15" | NC       |
| <input type="checkbox"/> | 183SD9  | 16" | NC       |
| <input type="checkbox"/> | 183SD10 | 17" | NC       |
| <input type="checkbox"/> | 183SD11 | 18" | NC       |
| <input type="checkbox"/> | 183SD12 | 19" | \$303.00 |
| <input type="checkbox"/> | 183SD13 | 20" | \$303.00 |
| <input type="checkbox"/> | 183SD14 | 21" | \$303.00 |
| <input type="checkbox"/> | 183SD33 | 22" | \$303.00 |

**A. Top of Cushion to Seat Rail**

See **FIGURE 1.3** Dimensions A & B. This measurement is taken from the top of the cushion to the upper surface of the seat rail. If the cushion has a wedged shape and/or has significant lateral pelvic contour, then determine the height of the cushion at the point where the ischial tuberosities would contact (not immerse) the cushion surface.

|                          |         |                   |    |
|--------------------------|---------|-------------------|----|
| <input type="checkbox"/> | 183CJ01 | 2 1/2" or Greater | NC |
| <input type="checkbox"/> | 183CJ02 | Less than 2 1/2"  | NC |
| <input type="checkbox"/> | 183CJ03 | Below Seat Rail   | NC |

Figure 1.4

| Frame Width | Seat Pan Growth |
|-------------|-----------------|
| 14"         | 14" - 16"       |
| 15"         | 15" - 16"       |
| 16"         | 16" - 18"       |
| 17"         | 17" - 18"       |
| 18"         | 18" - 20"       |
| 19"         | 19" - 20"       |
| 20"         | 20" - 22"       |
| 21"         | 21" - 22"       |
| 22"         | NA              |

Figure 1.2

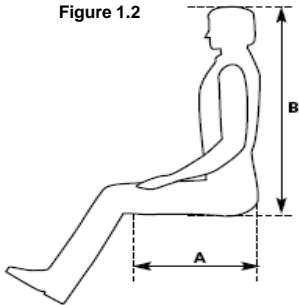
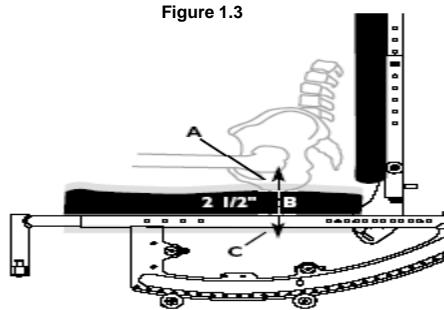


Figure 1.3



**Front Seat Height**

| Rear Wheel Size          | CASTER SIZE                    |                                |                                |                                |                                |                                |
|--------------------------|--------------------------------|--------------------------------|--------------------------------|--------------------------------|--------------------------------|--------------------------------|
|                          | 4"                             | 5"                             | 6"                             | 8x1"                           | 8x1.5"                         | 8x2"                           |
| 12" Mag                  | <input type="checkbox"/> 12.5" | <input type="checkbox"/> 13.5" | <input type="checkbox"/> 16.5" |                                | <input type="checkbox"/> 16.5" |                                |
|                          |                                | <input type="checkbox"/> 16.5" | <input type="checkbox"/> 17.0" | <input type="checkbox"/> 17.0" | <input type="checkbox"/> 17.0" |                                |
|                          |                                | <input type="checkbox"/> 17.0" | <input type="checkbox"/> 17.5" | <input type="checkbox"/> 17.5" | <input type="checkbox"/> 17.5" | <input type="checkbox"/> 17.0" |
|                          |                                | <input type="checkbox"/> 17.5" |                                | <input type="checkbox"/> 18.0" | <input type="checkbox"/> 18.0" | <input type="checkbox"/> 18.0" |
| 12" Low Poly             |                                | <input type="checkbox"/> 16.0" | <input type="checkbox"/> 16.0" |                                | <input type="checkbox"/> 16.0" |                                |
|                          |                                | <input type="checkbox"/> 16.5" | <input type="checkbox"/> 16.5" | <input type="checkbox"/> 16.5" | <input type="checkbox"/> 16.5" | <input type="checkbox"/> 16.5" |
|                          |                                | <input type="checkbox"/> 17.0" | <input type="checkbox"/> 17.0" | <input type="checkbox"/> 17.0" | <input type="checkbox"/> 17.0" | <input type="checkbox"/> 17.0" |
|                          |                                | <input type="checkbox"/> 17.5" |                                | <input type="checkbox"/> 17.5" |                                |                                |
| 16" Mag                  |                                | <input type="checkbox"/> 13.5" |                                |                                |                                |                                |
|                          |                                | <input type="checkbox"/> 14.0" |                                |                                |                                |                                |
|                          |                                | <input type="checkbox"/> 14.5" | <input type="checkbox"/> 14.5" |                                |                                |                                |
|                          |                                | <input type="checkbox"/> 15.0" | <input type="checkbox"/> 15.0" |                                |                                |                                |
|                          |                                | <input type="checkbox"/> 18.0" | <input type="checkbox"/> 18.0" | <input type="checkbox"/> 18.0" | <input type="checkbox"/> 18.0" | <input type="checkbox"/> 18.0" |
|                          |                                | <input type="checkbox"/> 18.5" | <input type="checkbox"/> 18.5" | <input type="checkbox"/> 18.5" | <input type="checkbox"/> 18.5" |                                |
| 20" Mag / 5 Spoke        |                                | <input type="checkbox"/> 16.0" | <input type="checkbox"/> 16.0" |                                | <input type="checkbox"/> 16.0" |                                |
|                          |                                | <input type="checkbox"/> 16.5" | <input type="checkbox"/> 16.5" | <input type="checkbox"/> 16.5" | <input type="checkbox"/> 16.5" | <input type="checkbox"/> 16.5" |
|                          |                                | <input type="checkbox"/> 17.0" | <input type="checkbox"/> 17.0" | <input type="checkbox"/> 17.0" | <input type="checkbox"/> 17.0" | <input type="checkbox"/> 17.0" |
|                          |                                | <input type="checkbox"/> 17.5" |                                | <input type="checkbox"/> 17.5" |                                |                                |
| 22" Mag / 5 Spoke        |                                | <input type="checkbox"/> 17.0" | <input type="checkbox"/> 17.0" | <input type="checkbox"/> 17.0" |                                | <input type="checkbox"/> 17.0" |
|                          |                                | <input type="checkbox"/> 17.5" | <input type="checkbox"/> 17.5" | <input type="checkbox"/> 17.5" | <input type="checkbox"/> 17.5" |                                |
|                          |                                | <input type="checkbox"/> 18.0" | <input type="checkbox"/> 18.0" | <input type="checkbox"/> 18.0" | <input type="checkbox"/> 18.0" | <input type="checkbox"/> 18.0" |
|                          |                                | <input type="checkbox"/> 18.5" |                                | <input type="checkbox"/> 18.5" |                                |                                |
| 24" Mag / 5Spoke & Spoke |                                | <input type="checkbox"/> 18.0" | <input type="checkbox"/> 18.0" |                                | <input type="checkbox"/> 18.0" | <input type="checkbox"/> 18.0" |
|                          |                                | <input type="checkbox"/> 18.5" | <input type="checkbox"/> 18.5" | <input type="checkbox"/> 18.5" | <input type="checkbox"/> 18.5" |                                |
|                          |                                | <input type="checkbox"/> 19.0" | <input type="checkbox"/> 19.0" | <input type="checkbox"/> 19.0" | <input type="checkbox"/> 19.0" | <input type="checkbox"/> 19.0" |
|                          |                                | <input type="checkbox"/> 19.5" |                                | <input type="checkbox"/> 19.5" |                                |                                |

**Castors**

|                                  |   |          |
|----------------------------------|---|----------|
| <input type="checkbox"/> 183CW73 | 4" x 1.25" Semi Pneumatic<br>N/A w/ Heavy Duty Option | NC       |
| <input type="checkbox"/> 183CW53 | 5" x 1" Polyurethane                                  | NC       |
| <input type="checkbox"/> 183CW7  | 5" x 1.5" Semi Pneumatic                              | \$108.00 |
| <input type="checkbox"/> 183CW45 | 6" x 1" Polyurethane                                  | NC       |
| <input type="checkbox"/> 183CW35 | 6" x 1.5" Semi Pneumatic                              | \$108.00 |
| <input type="checkbox"/> 183CW46 | 8" x 1" Polyurethane                                  | NC       |
| <input type="checkbox"/> 183CW39 | 8"x 1.5" Semi Pneumatic                               | \$144.00 |
| <input type="checkbox"/> 183CW36 | 8"x 2" Pneumatic                                      | \$243.00 |
| <input type="checkbox"/> 183CW37 | 8"x 2" Pneumatic w/Insert                             | \$387.00 |

**Axle Plate**

*One arm drive only available in 6 spoke Mags*

|                                  |  |            |
|----------------------------------|--|------------|
| <input type="checkbox"/> 183AL33 | Standard Axle Plate  | NC         |
| <input type="checkbox"/> 183AL17 | One Arm Drive Axle Plate N/A w/ 12" & 16" mag, 24" spoke wheels. | \$1,362.00 |
| <input type="checkbox"/> 183OA2  | One Arm Drive Standard Handrim                                   | NC         |
| <input type="checkbox"/> 183HM1  | Right Hand Mount   | NC         |
| <input type="checkbox"/> 183HM2  | Left Hand Mount  | NC         |
| <input type="checkbox"/> 183OA1  | One Arm Drive Small Handrim<br>N/A w/ 20" mag wheels             | NC         |
| <input type="checkbox"/> 183HM1  | Right Hand Mount   | NC         |
| <input type="checkbox"/> 183HM2  | Left Hand Mount  | NC         |

**4. WHEEL LOCKS / HUB LOCK**

| Wheel Lock                       |   |         |
|----------------------------------|---|---------|
| <input type="checkbox"/> 183WL8  | Push to Lock  | NC      |
| <input type="checkbox"/> 183WL41 | Attendant Wheel Lock (Foot Lock) N/A w/ ext handles. N/A w/ one arm drive | \$88.00 |
| <input type="checkbox"/> 183WL10 | Omit Wheel Lock   | NC      |

**Rear Wheel**

*12"-16" N/A w/handrims. 12" w/attendant wheel lock N/A w/ +5 - 60° tilt angle.  
20"-22" Mag wheel N/A w/Projection handrims. See matrix for availability*

|                                   |                       |    |
|-----------------------------------|-----------------------|----|
| <input type="checkbox"/> 183RW13  | 12" Mag Wheel         | NC |
| <input type="checkbox"/> 183RW14  | 16" Mag Wheel         | NC |
| <input type="checkbox"/> 183RW3   | 20" Mag Wheel         | NC |
| <input type="checkbox"/> 183RW8   | 22" Mag Wheel         | NC |
| <input type="checkbox"/> 183RW1   | 24" Mag Wheel         | NC |
| <input type="checkbox"/> 183RW51  | 24" Spoke Wheel       | NC |
| <input type="checkbox"/> 183RW103 | 20" Mag Wheel 5 Spoke | NC |
| <input type="checkbox"/> 183RW104 | 22" Mag Wheel 5 Spoke | NC |
| <input type="checkbox"/> 183RW102 | 24" Mag Wheel 5 Spoke | NC |

**Rear Tire & Wheel Matrix**

| Tire                        | Rear Wheel  |       |                |
|-----------------------------|-------------|-------|----------------|
|                             | 5 Spoke Mag | Spoke | Mag Wheel      |
| Pneumatic                   | 20,22,24    | 24    | 12,16,20,22,24 |
| Pneumatic w/ Airless Insert | 20,22,24    | 24    | 12,16,20,22,24 |
| Full Poly                   | 20,22,24    | NA    | 20,22,24       |
| Low Poly                    | NA          | NA    | 12             |

12" = 203mm 16" = 305mm 20" = 451mm 22" = 501mm 24" = 540mm

**Rear Wheel Tire**

|                                 |                          |          |
|---------------------------------|--------------------------|----------|
| <input type="checkbox"/> 183RT3 | Full Polyurethane        | NC       |
| <input type="checkbox"/> 183RT4 | Low Polyurethane         | NC       |
| <input type="checkbox"/> 183RT1 | Pneumatic                | NC       |
| <input type="checkbox"/> 183RT2 | Pneumatic Airless Insert | \$243.00 |

**Handrim**

*12" and 16" wheels not available with hand rims. See matrix for availability*

|                                 |                   |          |
|---------------------------------|-------------------|----------|
| <input type="checkbox"/> 183HR1 | Aluminum Anodized | NC       |
| <input type="checkbox"/> 183HR4 | Plastic Coated    | \$144.00 |
| <input type="checkbox"/> 183HR7 | Omit Handrim      | NC       |

**Rear Wheel & Handrim Matrix**

| Handrim              | Rear Wheel  |       |           |
|----------------------|-------------|-------|-----------|
|                      | 5 Spoke Mag | Spoke | Mag Wheel |
| Aluminum Anodized    | 20,22,24    | 24    | 20,22,24  |
| Plastic Coat         | 20,22,24    | 24    | 20,22,24  |
| Projection 8 Oblique | NA          | NA    | 24        |

**Projections**

*Not available on plastic coated. Only available with 24" rim MAG wheels*

|                                 |           |          |
|---------------------------------|-----------|----------|
| <input type="checkbox"/> 183HR8 | 8 Oblique | \$144.00 |
|---------------------------------|-----------|----------|

**Axle**

|                                  |   |    |
|----------------------------------|---|----|
| <input type="checkbox"/> 183AX1  | Quick Release Axles<br>N/A w/ one arm drive | NC |
| <input type="checkbox"/> 183AX17 | Threaded Axles<br>N/A w/ 24" spoke wheels   | NC |

**4. WHEEL LOCKS / HUB LOCK**

**Hub Lock**

*Only available w/ 12" or 16" wheels. N/A w/ one arm drive.*

|                                  |              |          |
|----------------------------------|--------------|----------|
| <input type="checkbox"/> 183LK01 | 12" Hub Lock | \$160.00 |
| <input type="checkbox"/> 183LK02 | 16" Hub Lock | \$160.00 |

**Extension Handle**

|                                 |         |         |
|---------------------------------|---------|---------|
| <input type="checkbox"/> 183EH7 | 6" Pair | \$72.00 |
|---------------------------------|---------|---------|

| Option # | Definition | Price | Option # | Definition | Price |
|----------|------------|-------|----------|------------|-------|
|----------|------------|-------|----------|------------|-------|

**5. HANGER AND FOOTREST**

**Footrest (Choose ONE Option - A, B, or C)**

| <b>A. Hanger Mounted Footrest</b> |         |   |          |
|-----------------------------------|---------|---|----------|
| <input type="checkbox"/>          | 183H140 | 70° Swing In/Swing Out -Front Mount   | NC       |
| <input type="checkbox"/>          | 183H142 | 80° Swing In/Swing Out -Front Mount   | NC       |
| <input type="checkbox"/>          | 183H158 | 90° Swing In/Swing Out -Front Mount   | NC       |
| <input type="checkbox"/>          | 183H146 | 70° Heavy Duty Front Mount Lift Off   | \$190.00 |
| <input type="checkbox"/>          | 183H132 | 80° Heavy Duty Front Mount Lift Off<br>N/A w/ 4" casters  | \$190.00 |
| <input type="checkbox"/>          | 183H147 | 90° Heavy Duty Front Mount Lift Off<br>N/A w/ 4" casters  | \$190.00 |
| <input type="checkbox"/>          | 183H161 | Elevating Hanger - Front Mount<br>N/A 90° footboard, some interference with<br>casters if not tilted, 17" wide chairs & up. | \$334.00 |

| <b>A. Hanger Mounted Footrest Extension Tubes</b> |        |  |         |
|---|--------|--|---------|
| <i>N/A w/ 12.5" seat height</i>                   |        |  |         |
| <input type="checkbox"/>                          | 183E23 | 2" N/A w/ 90 swing away, 90 lift off hangers | \$52.00 |
| <input type="checkbox"/>                          | 183E24 | 4" N/A w/ 90 swing away, 90 lift off hangers | \$52.00 |

| <b>A. Hanger Mounted Footrest Footplates</b>                              |       |  |          |
|---|-------|--|----------|
| <i>Heel loop or leg strap not included, See Footplate Options Section</i> |       |  |          |
| <input type="checkbox"/>  | 183F4 | Kids Angle Adj<br>Available w/ 14" to 16" frame width only | NC       |
| <input type="checkbox"/>  | 183F8 | Adult Angle Adj - Front Mount                              | \$173.00 |
| <input type="checkbox"/>  | 183F7 | Omit Footplate   | NC       |

| <b>B. Extension Tube Mounted Footrests</b> |         |   |          |
|--|---------|---|----------|
| <i>Footrests mount to extension tubes</i>  |         |   |          |
| <input type="checkbox"/>                   | 183H145 | 60° Swing In/Swing Out  | NC       |
| <input type="checkbox"/>                   | 183H139 | 70° Swing In/Swing Out  | NC       |
| <input type="checkbox"/>                   | 183H141 | 80° Swing In/Swing Out<br>N/A w/ 8" casters   | NC       |
| <input type="checkbox"/>                   | 183H160 | Elevating Hanger - Ext Mount<br>N/A w/ Platform Flip Up and Alum Angle Adj<br>Front Mount footplates. | \$334.00 |
| <input type="checkbox"/>                   | 183H159 | Articulating Hanger<br>N/A w/ Platform Flip Up and Alum Angle Adj<br>Front Mount footplates.          | \$518.00 |

| <b>B. Extension Tube Mounted Footrests</b> |        |   |         |
|--|--------|---|---------|
| <input type="checkbox"/>                   | 183E1  | Short   | NC      |
| <input type="checkbox"/>                   | 183E2  | Medium<br>N/A with 12.5" seat height  | NC      |
| <input type="checkbox"/>                   | 183E5  | Long<br>N/A with 12.5" seat height  | NC      |
| <input type="checkbox"/>                   | 183E16 | High Mount <i>Only available with adult or<br/>kids angle adj. footplates</i> | \$96.00 |

| <b>B. Extension Tube Mounted Footrest Footplates</b>                      |         |   |          |
|---|---------|---|----------|
| <i>Heel loop or leg strap not included, See Footplate Options Section</i> |         |   |          |
| <input type="checkbox"/>  | 183F1   | Composite                                 | NC       |
| <input type="checkbox"/>  | 183F271 | Composite Angle Adj-(16"-22"w)            | \$173.00 |
| <input type="checkbox"/>  | 183F5   | Aluminum <i>Only available w/ELR</i>      | NC       |
| <input type="checkbox"/>  | 183F3   | Adult Angle Adjustable - Ext Mount        | \$173.00 |
| <input type="checkbox"/>  | 183F48  | Platform Flip-Up<br>N/A w/ med ext tubes. | \$227.00 |
| <input type="checkbox"/>  | 183F7   | Omit Footplate and Ext. Tube              | NC       |

| <b>Articulating / Elevating Hanger Cover</b> |         |                |          |
|--|---------|----------------|----------|
| <input type="checkbox"/>                     | 183DI47 | Neoprene Cover | \$320.00 |
| <input type="checkbox"/>                     | 183DI48 | Gel Pad Cover  | \$374.00 |

| <b>OR</b>  |         |   |          |
|--|---------|---|----------|
| <b>C. Contracture Footrest System</b>  |         |   |          |
| <i>Multi-Adjustable Padded Hangers &amp; Angle Adjustable Aluminum Footrests</i> |         |   |          |
| <input type="checkbox"/>   | 183H26  | Contracture Footrest System <i>N/A w/ drop<br/>seat pan. N/A w/ 15" frame depth</i> | \$589.00 |
| <input type="checkbox"/>   | 183FP02 | Outside Mount   | NC       |
| <input type="checkbox"/>   | 183FP01 | Center Mount  | NC       |
| <i>Select Extension Height Below for Short</i>                                   |         |   |          |
| <input type="checkbox"/>   | 183E25  | Short   |          |
| <input type="checkbox"/>   | 183EP1  | 10.5" Extension Height  | NC       |
| <input type="checkbox"/>   | 183EP2  | 11.0" Extension Height  | NC       |
| <input type="checkbox"/>   | 183EP3  | 11.5" Extension Height  | NC       |
| <input type="checkbox"/>   | 183EP4  | 12.0" Extension Height  | NC       |
| <input type="checkbox"/>   | 183EP5  | 12.5" Extension Height  | NC       |
| <input type="checkbox"/>   | 183EP6  | 13.0" Extension Height  | NC       |
| <i>Select Extension Height Below for Regular</i>                                 |         |   |          |
| <input type="checkbox"/>   | 183E26  | Regular   |          |
| <input type="checkbox"/>   | 183EP5  | 12.5" Extension Height  | NC       |
| <input type="checkbox"/>   | 183EP6  | 13.0" Extension Height  | NC       |
| <input type="checkbox"/>   | 183EP7  | 13.5" Extension Height  | NC       |
| <input type="checkbox"/>   | 183EP8  | 14.0" Extension Height  | NC       |
| <input type="checkbox"/>   | 183EP9  | 14.5" Extension Height  | NC       |
| <input type="checkbox"/>   | 183EP10 | 15.0" Extension Height  | NC       |

| <b>OR</b>   |         |  |          |
|---|---------|--|----------|
| <b>Z-finity Hangers/Footrest System</b>                               |         |  |          |
| <i>(Maximum weight capacity for Z-Finity footrests is 165 lbs)</i>    |         |  |          |
| <i>Some interference may exist in certain configurations.</i>         |         |  |          |
| <input type="checkbox"/>  | 183H162 | Z-finity Hanger  | NC       |
| <b>Z-finity Footrest Mount</b>  |         |  |          |
| <input type="checkbox"/>  | 183DI22 | Direct Hanger Mt/Fixed Frame - High                          | NC       |
| <input type="checkbox"/>  | 183DI23 | Direct Hanger Mt/Fixed Frame - Low                           | NC       |
| <input type="checkbox"/>  | 183DI24 | Extension Tube Mount   | NC       |
| <b>Z-finity Footrest Pivot Arm</b>                                    |         |  |          |
| <input type="checkbox"/>  | 183DI20 | Short 2"   | NC       |
| <input type="checkbox"/>  | 183DI21 | Long 3 1/4"  | NC       |
| <b>Z-finity Footplate</b>   |         |  |          |
| <i>Some interference may exist in certain configurations.</i>         |         |  |          |
| <input type="checkbox"/>  | 183F320 | Multi Angle Adjustable (Pair)<br>(not avail. w/8"-9" widths) | \$243.00 |
| <input type="checkbox"/>  | 183F321 | Angle Adjustable Platform Footboard                          | \$228.00 |
| <input type="checkbox"/>  | 183F6   | Omit Footplate   | NC       |
| <b>Z-finity Extension Tube Length (When Choosing Ext. Tube Mount)</b> |         |  |          |
| <input type="checkbox"/>  | 183E62  | Hemi Short   | NC       |
| <input type="checkbox"/>  | 183E1   | Short  | NC       |
| <input type="checkbox"/>  | 183E2   | Medium   | NC       |
| <input type="checkbox"/>  | 183E5   | Long   | NC       |

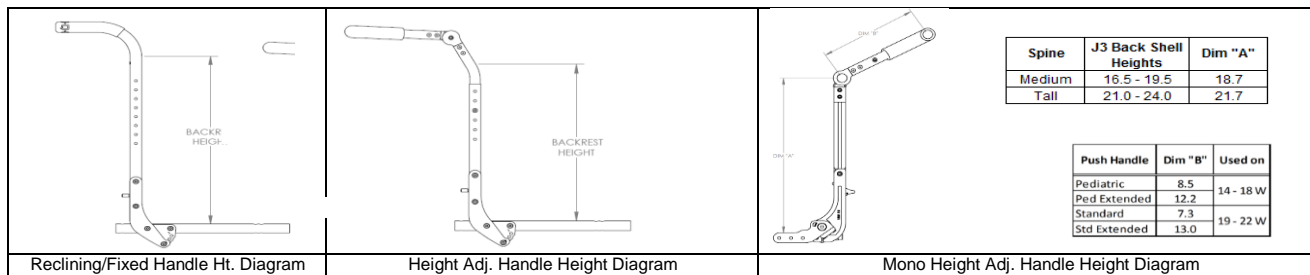
| <b>Additional Hanger and Footplate Options</b>   |         |                        |    |
|--|---------|------------------------|----|
| <b>Hanger Mounts</b>   |         |                        |    |
| <i>1" Offset N/A with -5-50° and -5-35° preset tilt angle and<br/>possible interference with 80° &amp; 90° hangers</i> |         |                        |    |
| <input type="checkbox"/>   | 183MZ02 | Standard Hanger Mount  | NC |
| <input type="checkbox"/>   | 183MZ01 | 1" Offset Hanger Mount | NC |

| <b>Footrest Options</b>  |        |  |         |
|--------------------------|--------|--|---------|
| <input type="checkbox"/> | 183HL1 | Heel Loop  | NC      |
| <input type="checkbox"/> | 183HL5 | Leg Strap  | NC      |
| <input type="checkbox"/> | 183IG2 | Impact Guard Neoprene<br><i>Only available w/ 60° or 70° ext. mount<br/>hanger</i> | \$60.00 |
| <input type="checkbox"/> | 183H32 | Omit Hanger  | NC      |
| <input type="checkbox"/> | 183HL4 | Omit Heel Loop   | NC      |
| <input type="checkbox"/> | 183HL6 | Omit Single Leg Strap  | NC      |

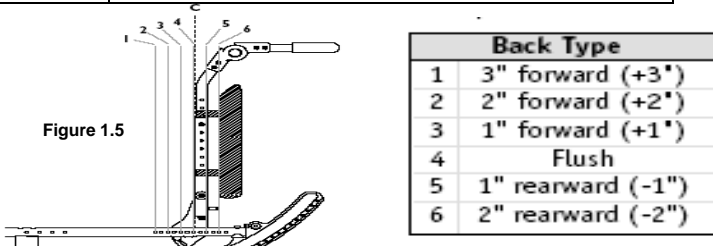
| Option #   | Definition | Price                            | Option #                     | Definition | Price    |
|--|------------|----------------------------------|------------------------------|------------|----------|
| <b>5. HANGER AND FOOTREST (CONT)</b>   |            |                                  |                              |            |          |
| <b>JAY FOOT BOXES</b>  |            |                                  | <b>JAY FOOT BOXES (cont)</b> |            |          |
| <i>Only available with Swing Away, Lift-off Hangers, Adult Angle Adj Footplates and ELR / ALR. Single Foot Box pairs N/A with 14"-15" frame widths. Full Foot Boxes N/A with Heel Loop or Leg Strap, Tall Height Full Footbox w/ 14"-15" frame width and ELR / ALR. Full Foot Box not available with 23"-24" widths.</i> |            |                                  |                              |            |          |
| <b>Single Foot Box</b>   |            |                                  |                              |            |          |
| <input type="checkbox"/>   | 183JX01    | Standard Height - Left           |                              |            | \$262.00 |
| <input type="checkbox"/>   | 183JX02    | Tall Height - Left               |                              |            | \$298.00 |
| <input type="checkbox"/>   | 183JX03    | Standard Height - Right          |                              |            | \$262.00 |
| <input type="checkbox"/>   | 183JX04    | Tall Height - Right              |                              |            | \$298.00 |
| <input type="checkbox"/>   | 183JX05    | Standard Height - Pair           |                              |            | \$525.00 |
| <input type="checkbox"/>   | 183JX06    | Tall Height - Pair               |                              |            | \$555.00 |
| <b>OR</b>  |            |                                  |                              |            |          |
| <input type="checkbox"/>   | 183JX07    | Full Foot box Std Height         |                              |            | \$525.00 |
| <input type="checkbox"/>   | 183JX08    | Full Foot box Tall Height        |                              |            | \$595.00 |
| <input type="checkbox"/>   | 183JX09    | Full Foot box w/ Divider Std Ht  |                              |            | \$525.00 |
| <input type="checkbox"/>   | 183JX10    | Full Foot box w/ Divider Tall Ht |                              |            | \$595.00 |

| <b>6. BACKREST / SEATING</b> |          |   |                    |                          |         |                                 |          |
|------------------------------|----------|---|--------------------|--------------------------|---------|---------------------------------|----------|
| <b>Dynamic Backrest</b>      |          |   | <b>JAY J3 Back</b> |                          |         |                                 |          |
| <input type="checkbox"/>     | 183BT101 | Dynamic Backrest<br>N/A w/ Reclining Backrest or<br>22" seat depth. N/A w/ Heavy D. | 21"                | <input type="checkbox"/> | 183JB01 | JAY J3 Back<br>N/A w/ O2 Holder | See OF   |
| <b>Built 4 Me Options</b>    |          |   |                    |                          |         |                                 |          |
| <input type="checkbox"/>     | 183VU18  | B4ME - Dynamic Back w/19" Depth   |                    |                          |         |                                 | \$809.00 |
| <input type="checkbox"/>     | 183VU19  | B4ME - Dynamic Back w/20" Depth   |                    |                          |         |                                 | \$809.00 |

| <b>Backpost Style - (Choose ONE Option - A, B, C, or D)</b> |         |  |          |          |  |         |   |            |
|---|---------|--|----------|----------|--|---------|---|------------|
| <b>A. Stroller Handle Backpost (Fixed)</b>                  |         |  |          | <b>A</b> | <b>OR</b>  |         |   |            |
| <input type="checkbox"/>                                    | 183BP9  | Low (18")  | NC       |          | <b>C. Reclining Backrest (0-40°)</b>   |         |   |            |
| <input type="checkbox"/>                                    | 183BP10 | Medium (21")   | NC       |          | <i>Only available with 40 degree tilt range. N/A w/ 22" Deep Frame.</i>            |         |   |            |
| <input type="checkbox"/>                                    | 183BP11 | Tall (24")   | NC       |          | <input type="checkbox"/>   | 183BT21 | Reclining Backrest                      | \$1,547.00 |
| <input type="checkbox"/>                                    | 183BP13 | Removable Extension<br>N/A w/ 21"-22"<br>frame width, height adj back with adj<br>stroller handles | \$173.00 |          | <input type="checkbox"/>   | 183B5   | Medium                                  | NC         |
| <b>OR</b>   |         |  |          | <b>B</b> | <b>D. Mono Back System</b>   |         |   |            |
| <b>B. Height Adjustable Back w/ Adj. Stroller Handles</b>   |         |  |          |          | <i>Must select JAY J3 or JAY personalized Back when ordering Mono Back System.</i> |         |   |            |
| <b>Select desired Push Handle</b>                           |         |  |          |          | <b>Select One</b>  |         |   |            |
| <input type="checkbox"/>                                    | 183PH8  | Standard Push Handle   | NC       |          | <input type="checkbox"/>   | 183MO1  | Mono Backrest System                    | \$600.00   |
| <input type="checkbox"/>                                    | 183PH9  | Long Push Handle<br>Recommended in<br>combo w/ vent & battery tray                                 | NC       |          | <input type="checkbox"/>   | 183MO2  | Mono Backrest System w/Dynamic Backrest | \$1,867.00 |
| <b>AND select desired Back Cane</b>                         |         |  |          | <b>C</b> | <b>AND Select desired Push Handle</b>  |         |   |            |
| <input type="checkbox"/>                                    | 183B200 | Standard 15"-21"   | NC       |          | <input type="checkbox"/>   | 183PH8  | Standard Push Handle                    | NC         |
| <input type="checkbox"/>                                    | 183B201 | Tall 18"-24"   | NC       |          | <input type="checkbox"/>   | 183PH9  | Long Push Handle                        | NC         |



| <b>Backrest Position (set up by Quickie)</b>   |         |       |    |
|--|---------|-------|----|
| <i>See FIGURE 1.5. The location of the backrest surface in relation to the front of the backpost. The measurement is taken from the front surface of the backpost to the deepest area of the backrest in contact with the user's body.</i> |         |       |    |
| <input type="checkbox"/>   | 183BQ01 | +3"   | NC |
| <input type="checkbox"/>   | 183BQ05 | +2"   | NC |
| <input type="checkbox"/>   | 183BQ02 | +1"   | NC |
| <input type="checkbox"/>   | 183BQ03 | Flush | NC |
| <input type="checkbox"/>   | 183BQ04 | -1"   | NC |
| <input type="checkbox"/>   | 183BQ06 | -2"   | NC |



| ✓ | Option # | Definition | Price | ✓ | Option # | Definition | Price |
|---|----------|------------|-------|---|----------|------------|-------|
|---|----------|------------|-------|---|----------|------------|-------|

**6. BACKREST / SEATING (CONT)**

**Mono Backrest Options ONLY**

*N/A on HD, Vent/Battery Tray Base(LTV only), Reclining Backrest, Desk Length Armpads and Canopy.*

**JAY J3 Back for Mono Backrest System**

|                                |         |   |            |
|--------------------------------|---------|---|------------|
| <input type="checkbox"/>       | 183JB04 | JAY J3 Back Mono                                    | See OF     |
| <input type="checkbox"/>       | 183JB05 | JAY J3 via JAY Your Way                             | See OF     |
| <b>JAY J3 Backrest Contour</b> |         |   |            |
| <input type="checkbox"/>       | 183JP01 | J3 PA Back (2.2" of Contour Depth)<br>14"-20" Wide  | \$909.00   |
| <input type="checkbox"/>       | 183JP02 | J3 PA Back (2.2" of Contour Depth)<br>22" Wide      | \$1,966.00 |
| <input type="checkbox"/>       | 183JP03 | J3 PL Back (3.0" of Contour Depth)<br>14"-20" Wide  | \$982.00   |
| <input type="checkbox"/>       | 183JP04 | J3 PDL Back (6.0" of Contour Depth)<br>14"-20" Wide | \$1,054.00 |
| <input type="checkbox"/>       | 183JP05 | J3 PDC Back (6.0" of Contour Depth)<br>14"-20" Wide | \$1,064.00 |

**JAY J3 Backrest Height**

|                          |         |                                |    |
|--------------------------|---------|--------------------------------|----|
| <input type="checkbox"/> | 183JR07 | UT Standard 16.5" shell height | NC |
| <input type="checkbox"/> | 183JR08 | UT Medium 18" shell height     | NC |
| <input type="checkbox"/> | 183JR09 | UT Tall 19.5" shell height     | NC |
| <input type="checkbox"/> | 183JR10 | SH Standard 21" Shell Height   | NC |
| <input type="checkbox"/> | 183JR11 | SH Medium 22.5"                | NC |
| <input type="checkbox"/> | 183JR12 | SH Tall 24"                    | NC |

**JAY J3 Backrest Width**

*Some interference with armrest may exist when ordering a Backrest with greater than 4" wider than the base.*

|                          |         |                    |    |
|--------------------------|---------|--------------------|----|
| <input type="checkbox"/> | 183JQ06 | 12" Backrest Width | NC |
| <input type="checkbox"/> | 183JQ01 | 14" Backrest Width | NC |
| <input type="checkbox"/> | 183JQ02 | 16" Backrest Width | NC |
| <input type="checkbox"/> | 183JQ03 | 18" Backrest Width | NC |
| <input type="checkbox"/> | 183JQ04 | 20" Backrest Width | NC |

**JAY J3 Backrest Color**

|                          |         |                                    |         |
|--------------------------|---------|------------------------------------|---------|
| <input type="checkbox"/> | 183GZ01 | Black                              | NC      |
| <input type="checkbox"/> | 183GZ02 | Matching Frame- Standard Colors    | NC      |
| <input type="checkbox"/> | 183GZ03 | Matching Frame- Personalized Color | \$76.00 |

**JAY J3 Back for Mono Backrest System Cont.**

|   |         |                                   |          |
|---|---------|-----------------------------------|----------|
| <b>Select desired Headrest Mount (optional)</b> |         |                                   |          |
| <input type="checkbox"/>                        | 183MH10 | Axys Mount & Bracket              | \$357.00 |
| <input type="checkbox"/>                        | 183MH15 | Cobra Flip Back Mount and Bracket | \$654.00 |
| <input type="checkbox"/>                        | 183MH16 | Onyx Mount and Bracket            | \$268.00 |
| <input type="checkbox"/>                        | 183MH17 | Omit                              | NC       |

**Select desired Headrest Pad (optional)**

|                          |         |                            |          |
|--------------------------|---------|----------------------------|----------|
| <input type="checkbox"/> | 183HE65 | Plush Head Support Pad 8"  | \$268.00 |
| <input type="checkbox"/> | 183HE66 | Plush Head Support Pad 10" | \$268.00 |
| <input type="checkbox"/> | 183HE78 | Plush Head Support Pad 14" | \$268.00 |
| <input type="checkbox"/> | 183HE87 | HeadsUp Lrg: 5.3" Lng Arms | \$357.00 |
| <input type="checkbox"/> | 183HE88 | HeadsUp Med: 4.1" Sht Arms | \$357.00 |
| <input type="checkbox"/> | 183HE89 | HeadsUp Sml: 3.5" Sht Arms | \$357.00 |
| <input type="checkbox"/> | 183HE83 | Adjust-A-Plush Standard    | \$277.00 |
| <input type="checkbox"/> | 183HE82 | Adjust-A-Plush Narrow      | \$277.00 |

**Select desired Lateral (optional)**

|                          |   |                                 |                 |
|--------------------------|---|---------------------------------|-----------------|
| <input type="checkbox"/> | <b>LAT 4X4 S/A MOUNTS includes 1" OFFSET - PR</b> |                                 | <b>\$783.00</b> |
|                          | 183ZV14   | LATERAL 4X4 W/ 1" OFFSET - PAIR | \$463.00        |
|                          | 183ZS07   | LATERAL SWING AWAY MOUNT - PAIR | \$320.00        |
| <input type="checkbox"/> | <b>LAT 4X5 S/A MOUNTS includes 1" OFFSET - PR</b> |                                 | <b>\$783.00</b> |
|                          | 183ZV15   | LATERAL 4X5 W/ 1" OFFSET - PAIR | \$463.00        |
|                          | 183ZS07   | LATERAL SWING AWAY MOUNT - PAIR | \$320.00        |
| <input type="checkbox"/> | <b>LAT 4X6 S/A MOUNTS includes 1" OFFSET - PR</b> |                                 | <b>\$783.00</b> |
|                          | 183ZV16   | LATERAL 4X6 W/ 1" OFFSET - PAIR | \$463.00        |
|                          | 183ZS07   | LATERAL SWING AWAY MOUNT - PAIR | \$320.00        |
| <input type="checkbox"/> | <b>LAT 6X4 S/A MOUNTS includes 1" OFFSET - PR</b> |                                 | <b>\$783.00</b> |
|                          | 183ZV17   | LATERAL 6X4 W/ 1" OFFSET - PAIR | \$463.00        |
|                          | 183ZS07   | LATERAL SWING AWAY MOUNT - PAIR | \$320.00        |
| <input type="checkbox"/> | <b>LAT 6X5 S/A MOUNTS includes 1" OFFSET - PR</b> |                                 | <b>\$783.00</b> |
|                          | 183ZV18   | LATERAL 6X5 W/ 1" OFFSET - PAIR | \$463.00        |
|                          | 183ZS07   | LATERAL SWING AWAY MOUNT - PAIR | \$320.00        |
| <input type="checkbox"/> | <b>LAT 6X6 S/A MOUNTS includes 1" OFFSET - PR</b> |                                 | <b>\$783.00</b> |
|                          | 183ZV19   | LATERAL 6X6 W/ 1" OFFSET - PAIR | \$463.00        |
|                          | 183ZS07   | LATERAL SWING AWAY MOUNT - PAIR | \$320.00        |

**7. ARMREST / SIDE GUARDS**

**Armrest**

*Heavy Duty Option only available w/ Dual Post Armrest. Power tilt option is only available with Dual Post or Single Post Armrest styles.*

|                          |          |  |          |
|--------------------------|----------|--|----------|
| <input type="checkbox"/> | 183AA63  | Dual Post Height Adjustable  | \$357.00 |
| <input type="checkbox"/> | 183AA43  | Dual Post Flip Back  | \$166.00 |
| <input type="checkbox"/> | 183AA62  | Dual Post  | NC       |
| <input type="checkbox"/> | 183AA48  | Dual Post Flip Back Height Adj   | \$334.00 |
| <input type="checkbox"/> | 183AA11  | Single Post Height Adjustable - Std  | \$334.00 |
| <input type="checkbox"/> | 183AA29  | Single Post Height Adjustable - Low  | \$334.00 |
| <input type="checkbox"/> | 183AA7   | Length Adjustable Locking Flip-Up<br><i>N/A w/ Contour Armpad</i>  | \$334.00 |
| <input type="checkbox"/> | 183AA1   | Adjustable Locking Flip-Up   | \$334.00 |
| <input type="checkbox"/> | 183AA154 | Height Adj. Cantilever Armrest<br><i>Available with Mono Back only. N/A w/ 20", 22" and 24" rear wheels.</i> | \$303.00 |
| <input type="checkbox"/> | 183AA14  | Omit Armrest   | NC       |

**Armrest Receiver (Single Post Height Adjustable Only)**

|                          |         |     |    |
|--------------------------|---------|-----|----|
| <input type="checkbox"/> | 183AR17 | Low | NC |
| <input type="checkbox"/> | 183AR18 | Std | NC |

**Armpad**

*Ergo armpad only available with Single post Height adj armrest. Power tilt option is only available with Desk and Full Length Classic style.*

|                          |         |   |    |
|--------------------------|---------|---|----|
| <input type="checkbox"/> | 183AM23 | Desk Length Classic   | NC |
| <input type="checkbox"/> | 183AM21 | Desk Length Contour   | NC |
| <input type="checkbox"/> | 183AM24 | Full Length Classic   | NC |
| <input type="checkbox"/> | 183AM22 | Full Length Contour   | NC |
| <input type="checkbox"/> | 183AM9  | Foam Short <i>Option for Length Adj</i><br><i>Locking Flip Up</i> | NC |
| <input type="checkbox"/> | 183AM10 | Foam Long <i>Option for Length Adj</i><br><i>Locking Flip Up</i>  | NC |
| <input type="checkbox"/> | 183AM27 | Ergo armpad   | NC |

**Side Guard**

*Only available w/ length adj locking flip-up and adj locking flip-up armrest styles. N/A w/ Mono Back.*

|                          |        |                 |          |
|--------------------------|--------|-----------------|----------|
| <input type="checkbox"/> | 183SG3 | Plastic Regular | \$185.00 |
| <input type="checkbox"/> | 183SG4 | Plastic Kids    | \$185.00 |

| Option # | Definition | Price | Option # | Definition | Price |
|----------|------------|-------|----------|------------|-------|
|----------|------------|-------|----------|------------|-------|

**7. ARMREST / SIDE GUARDS (CONT)**

**JAY Arm Troughs**

*NA with Length Adj. Locking Flip Up and Adj Locking Flip Up armrests.*

Full Length Classic Armpads will automatically be selected when choosing only one side Arm Trough.

|                          |         |                               |          |
|--------------------------|---------|-------------------------------|----------|
| <input type="checkbox"/> | 183JL01 | Arm Trough - 14" long - Left  | \$181.00 |
| <input type="checkbox"/> | 183JL04 | Arm Trough - 14" long - Right | \$181.00 |
| <input type="checkbox"/> | 183JL05 | Arm Trough - 14" long - Pair  | \$362.00 |
| <input type="checkbox"/> | 183JL02 | Arm Trough - 18" long - Left  | \$181.00 |
| <input type="checkbox"/> | 183JL06 | Arm Trough - 18" long - Right | \$181.00 |
| <input type="checkbox"/> | 183JL07 | Arm Trough - 18" long - Pair  | \$362.00 |
| <input type="checkbox"/> | 183JL03 | Arm Trough - 22" long - Left  | \$181.00 |
| <input type="checkbox"/> | 183JL08 | Arm Trough - 22" long - Right | \$181.00 |
| <input type="checkbox"/> | 183JL09 | Arm Trough - 22" long - Pair  | \$362.00 |

**JAY Arm Trough - Hardware**

|                          |         |                                |          |
|--------------------------|---------|--------------------------------|----------|
| <input type="checkbox"/> | 183JN01 | Fixed (EA)                     | NC       |
| <input type="checkbox"/> | 183JN03 | Fixed (Pair)                   | NC       |
| <input type="checkbox"/> | 183JN02 | Swing Away - Rotational (EA)   | \$286.00 |
| <input type="checkbox"/> | 183JN04 | Swing Away - Rotational (Pair) | \$566.00 |

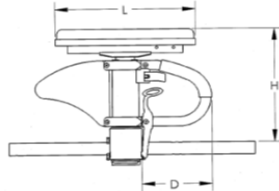
| Armrest Matrix for Single Post |                        |          |                    |              |         |
|--------------------------------|------------------------|----------|--------------------|--------------|---------|
| Armrest Size                   | Transfer Tube Length D | Receiver | Classic Pad        |              |         |
|                                |                        |          | H Range            | Pad length L |         |
| Std                            | 8"                     | Std      | 10-3/4" to 15-3/4" | 10-1/4"      | 14"     |
|                                |                        |          | Low                |              |         |
| Low                            | 5-1/4"                 | Std      | 9" to 13"          | 10-1/2"      | 14-1/4" |
|                                |                        |          | Low                |              |         |

| Contour Pad |                   |              |            |         |      |
|-------------|-------------------|--------------|------------|---------|------|
| Receiver    | H Range           | Pad length L |            | Desk    | Full |
|             |                   | Std          | 10" to 15" |         |      |
| Low         | 8-1/4" to 13-1/4" |              |            |         |      |
| Std         | 8-1/2" to 12-1/2" | 10-1/2"      | 14-1/4"    | 10-1/4" | 14"  |
| Low         | 6-3/4" to 10-3/4" |              |            |         |      |

| Ergo Pad |                    |              |
|----------|--------------------|--------------|
| Receiver | H Range            | Pad length L |
| Std      | 10-1/2" to 15-1/2" | 11-3/4"      |
| Low      | 8-3/4" to 13-3/4"  |              |
| Std      | 9" to 13"          |              |
| Low      | 7-1/4" to 11-1/4"  |              |



**8. KEY OPTIONS AND ACCESSORIES**

**Anti Tips**

*Included with vent tray option. Not ordered as separate line item.*

|                          |        |                  |          |
|--------------------------|--------|------------------|----------|
| <input type="checkbox"/> | 183AT1 | Anti Tips (Pair) | \$119.00 |
|--------------------------|--------|------------------|----------|

**Positioning Belt**

|                          |         |                                     |          |
|--------------------------|---------|-------------------------------------|----------|
| <input type="checkbox"/> | 183ZZ25 | JAY 2PT Belt 2" Push Btn No Pad     | \$63.00  |
| <input type="checkbox"/> | 183ZZ26 | JAY 2PT Belt 2" Push Btn 9.5" Pad   | \$124.00 |
| <input type="checkbox"/> | 183ZZ27 | JAY 2PT Belt 1.5" Push Btn No Pad   | \$63.00  |
| <input type="checkbox"/> | 183ZZ28 | JAY 2PT Belt 1.5" Push Btn 7.5" Pad | \$124.00 |
| <input type="checkbox"/> | 183A117 | 2" Aircraft Buckle w/Clamps         | \$137.00 |
| <input type="checkbox"/> | 183A118 | 2" Aircraft Buckle Pad w/Clamp      | \$201.00 |
| <input type="checkbox"/> | 183A120 | Positioning Belt Clamps Only        | \$60.00  |

**Spoke Guards**

*N/A with 12" and 16" mag, 5 spoke Mag wheels or projection handrims.*

|                          |        |       |          |
|--------------------------|--------|-------|----------|
| <input type="checkbox"/> | 183A24 | Clear | \$155.00 |
| <input type="checkbox"/> | 183A23 | Black | \$155.00 |

**Wheelchair Tray Table**

*Only available if armrests are included. N/A with JAY Arm Troughs. Tray size availability will vary based on armrest style, see configurator for details.*

|                          |        |                   |          |
|--------------------------|--------|-------------------|----------|
| <input type="checkbox"/> | 183A30 | Small (13"-14")   | \$375.00 |
| <input type="checkbox"/> | 183A31 | Medium (15"-17")  | \$375.00 |
| <input type="checkbox"/> | 183A32 | Large (18"-20")   | \$375.00 |
| <input type="checkbox"/> | 183A33 | X-Large (21"-22") | \$375.00 |

**Vent Tray - Back Cane Mount**

*Utility hook has weight a limit of 15 lbs.*

|                          |         |  |          |
|--------------------------|---------|--|----------|
| <input type="checkbox"/> | 183LF12 | Dovetail Vertical Frame Mounted Hardware for LTV Ventilators includes 1 utility hook     | \$514.00 |
| <input type="checkbox"/> | 183LF13 | Dovetail Vertical Frame Mounted Hardware for Trilogy Ventilators includes 1 utility hook | \$514.00 |

**JAY Positioning**

|                          |       |  |          |
|--------------------------|-------|--|----------|
| <input type="checkbox"/> | 183K1 | JAY Lower Extremity S/A support<br><input type="checkbox"/> Left <input type="checkbox"/> Right Position | \$538.00 |
| <input type="checkbox"/> | 183K2 | Omit Hanger<br><input type="checkbox"/> Left <input type="checkbox"/> Right                              | NC       |
| <input type="checkbox"/> | 183K7 | Pad Size<br><input type="checkbox"/> 6" x 8" <input type="checkbox"/> 8" x 10"                           | NC       |

**JAY Anterior Thoracic Support**

**Style**

|                          |         |                            |          |
|--------------------------|---------|----------------------------|----------|
| <input type="checkbox"/> | 183JY01 | Classic Dynamic            | \$241.00 |
| <input type="checkbox"/> | 183JY02 | Classic Structure          | \$241.00 |
| <input type="checkbox"/> | 183JY03 | Contour Dynamic            | \$241.00 |
| <input type="checkbox"/> | 183JY04 | Contour Structure          | \$241.00 |
| <input type="checkbox"/> | 183JY05 | Center Opening with Buckle | \$241.00 |

**Size**

|                          |         |         |    |
|--------------------------|---------|---------|----|
| <input type="checkbox"/> | 183JZ01 | Small   | NC |
| <input type="checkbox"/> | 183JZ02 | Medium  | NC |
| <input type="checkbox"/> | 183JZ03 | Large   | NC |
| <input type="checkbox"/> | 183JZ04 | X-Large | NC |

**JAY Padded Trunk Strap**

|                          |         |                             |          |
|--------------------------|---------|-----------------------------|----------|
| <input type="checkbox"/> | 183JA01 | Padded Trunk Strap - Small  | \$241.00 |
| <input type="checkbox"/> | 183JA02 | Padded Trunk Strap - Medium | \$241.00 |
| <input type="checkbox"/> | 183JA03 | Padded Trunk Strap - Large  | \$241.00 |
| <input type="checkbox"/> | 183JA04 | Padded Trunk Strap - XL     | \$241.00 |

**Miscellaneous Accessories**

|                          |         |   |          |
|--------------------------|---------|---|----------|
| <input type="checkbox"/> | 183A1   | Black Utility Backpack  | \$110.00 |
| <input type="checkbox"/> | 183A8   | Black Seat Pouch  | \$82.00  |
| <input type="checkbox"/> | 183A54  | Extra Leg Strap Black   | \$60.00  |
| <input type="checkbox"/> | 183A82  | Caddy <i>Only available w/ extention tube mounted footrests</i>                           | \$88.00  |
| <input type="checkbox"/> | 183A601 | O2 Holder <i>N/A w/ Height Adj Stroller Handles. N/A w/ Reclining Backrest, Mono Back</i> | \$422.00 |
| <input type="checkbox"/> | 183A701 | IV Pole<br><i>N/A w/ Mono Back</i>  | \$215.00 |
| <input type="checkbox"/> | 183A999 | Quickie Water Bottle & Holder   | \$80.00  |

**Canopy (SunShade)**

*Need 2" back post clearance to mount canopy hardware. May require next height based on seating. Some interference may occur with some height configurations. N/A with Mono Back.*

|                          |         |                                  |          |
|--------------------------|---------|----------------------------------|----------|
| <input type="checkbox"/> | 1838A06 | Canopy (Sunshade) 10" - 14" wide | \$422.00 |
| <input type="checkbox"/> | 1838A07 | Canopy (Sunshade) 15" - 20" wide | \$422.00 |

**Hanger Options**

*Aluminum material. This option comes uninstalled.*

*Note: During swing In/Out process may wear out the paint on the frame over time.*

|                          |         |                       |         |
|--------------------------|---------|-----------------------|---------|
| <input type="checkbox"/> | 183IE05 | Enhanced hanger latch | \$77.00 |
|--------------------------|---------|-----------------------|---------|

| Option #        | Definition | Price | Option # | Definition | Price |
|-----------------|------------|-------|----------|------------|-------|
| <b>9. COLOR</b> |            |       |          |            |       |

| Standard Frame Color     |         |               |    |                          |         |                  |    |
|--------------------------|---------|---------------|----|--------------------------|---------|------------------|----|
| <input type="checkbox"/> | 183C140 | Aztec Gold    | NC | <input type="checkbox"/> | 183C44  | Glossy White     | NC |
| <input type="checkbox"/> | 183C2   | Black         | NC | <input type="checkbox"/> | 183C126 | Glow             | NC |
| <input type="checkbox"/> | 183C141 | Black Cherry  | NC | <input type="checkbox"/> | 183C144 | Green Apple      | NC |
| <input type="checkbox"/> | 183C10  | Black Opal    | NC | <input type="checkbox"/> | 183C147 | Hot Sparkle Pink | NC |
| <input type="checkbox"/> | 183C38  | Blue Opal     | NC | <input type="checkbox"/> | 183C148 | Mauve Pink       | NC |
| <input type="checkbox"/> | 183C36  | Candy Blue    | NC | <input type="checkbox"/> | 183C103 | Rootbeer         | NC |
| <input type="checkbox"/> | 183C14  | Candy Purple  | NC | <input type="checkbox"/> | 183C114 | Sparkle Silver   | NC |
| <input type="checkbox"/> | 183C35  | Candy Red     | NC | <input type="checkbox"/> | 183C145 | Sunrise Orange   | NC |
| <input type="checkbox"/> | 183C142 | Electric Blue | NC | <input type="checkbox"/> | 183C113 | Titanium         | NC |
| <input type="checkbox"/> | 183C143 | Evergreen     | NC | <input type="checkbox"/> | 183C8   | Yellow           | NC |

| Personalized Frame Color |         |   |          |
|--------------------------|---------|---|----------|
| <input type="checkbox"/> | 183C112 | Desert Camouflage   | \$363.00 |
| <input type="checkbox"/> | 183C43  | Mossy Oak Camouflage  | \$363.00 |
| <input type="checkbox"/> | 183C42  | Stars & Stripes   | \$363.00 |
| <input type="checkbox"/> | 183C108 | Zebra (Choose above base color) Std with White unless above base paint is chosen N/A w/ Black | \$363.00 |

**Additional Options Through Built for Me**

To inquire about any unique personalized Quickie products, contact: Phone: (800) 263-3390, Email: cscanada@sunmed.com



- Commonly Requested Options Include:**
- ✓ Frog Legs
  - ✓ Longer Wheel Lock Extensions
  - ✓ Reverse Configuration
  - ✓ Dual Mount Wheel Locks - Attendant Foot Lock

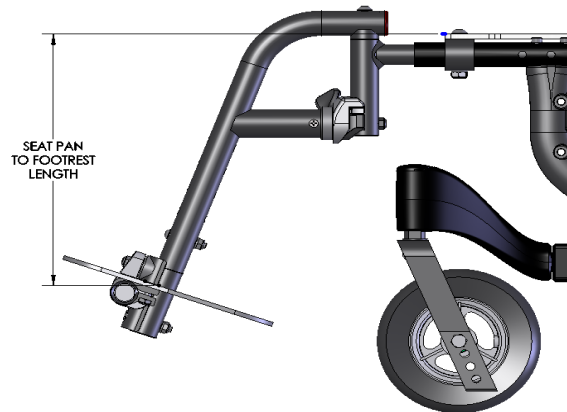
| Matte Frame Color        |         |                     |    |
|--------------------------|---------|---------------------|----|
| <input type="checkbox"/> | 183C116 | Matte Black         | NC |
| <input type="checkbox"/> | 183C151 | Matte Black Cherry  | NC |
| <input type="checkbox"/> | 183C150 | Matte Electric Blue | NC |
| <input type="checkbox"/> | 183C149 | Matte Evergreen     | NC |
| <input type="checkbox"/> | 183C152 | Matte Purple        | NC |

**10. APPENDIX**

**Lower Leg Length Matrix**

Front seat height must be at least 2" taller than lower leg length on all swing in/out hangers. Front seat height must be at least 2" taller than maximum lower leg length on all front mount hangers.

| Hanger                  | Extension | Seat Pan to Top of Footrest |        | Min Allowable FSH |
|-------------------------|-----------|-----------------------------|--------|-------------------|
|                         |           | Min                         | Max    |                   |
| <b>70° Front Mount</b>  | No Ext    | 3 1/2                       | 9      | 11 1/2            |
|                         | 2"        | 3 1/2                       | 11 1/2 | 13 1/2            |
|                         | 4"        | 3 1/2                       | 13 1/2 | 15 1/2            |
| <b>80° Front Mount</b>  | No Ext    | 3 1/2                       | 9 1/2  | 11 1/2            |
|                         | 2"        | 3 1/2                       | 12     | 14                |
|                         | 4"        | 3 1/2                       | 14     | 16                |
| <b>90° Front Mount</b>  | No Ext    | 3                           | 9      | 11 1/2            |
| <b>ELR Front Mount</b>  | No Ext    | 3                           | 7      | 10 1/2            |
| <b>60° Swing In/Out</b> | Short     | 9                           | 12 1/2 | 12 1/2            |
|                         | Med       | 9                           | 14 1/2 | 12 1/2            |
|                         | Long      | 11 1/2                      | 16     | 14 1/2            |
| <b>70° Swing In/Out</b> | Short     | 10 1/2                      | 15 1/2 | 12 1/2            |
|                         | Med       | 10 1/2                      | 17 1/2 | 13                |
|                         | Long      | 13 1/2                      | 19     | 15                |
| <b>80° Swing In/Out</b> | Short     | 11                          | 14 1/2 | 13                |
|                         | Med       | 11                          | 16 1/2 | 13                |
|                         | Long      | 13                          | 18     | 15                |
| <b>ALR</b>              | Short     | 8 1/2                       | 15     | 10 1/2            |
|                         | Med       | 10                          | 17     | 12                |
|                         | Long      | 12                          | 19     | 14                |
| <b>ELR Ext. Mount</b>   | Short     | 8                           | 14 1/2 | 10                |
|                         | Medium    | 9 1/2                       | 16 1/2 | 11 1/2            |
|                         | Long      | 11 1/2                      | 18 1/2 | 13 1/2            |







# JAY® Signature Series Backrest and Accessories

Note: Not all sizes and configurations shown below, for full offering visit [www.sunrisemedical.ca](http://www.sunrisemedical.ca)

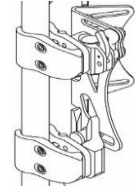
When ordering mark the part number desired and it will be added to the order as a separate line item .

## JAY BACKREST

### JAY J3 Posterior (PA) BACK - 2.2" Contour Depth

|                      | Shell Height | Shell Width |                          |       |                          |         |                          |         |                          |         |                          |         |
|----------------------|--------------|-------------|--------------------------|-------|--------------------------|---------|--------------------------|---------|--------------------------|---------|--------------------------|---------|
|                      |              | 12"         |                          | 14"   |                          | 16"     |                          | 18"     |                          | 20"     |                          |         |
| Mid Thoracic (MT)    | 12.0" (S)    | J3PAMTSxxFS | <input type="checkbox"/> | \$875 | <input type="checkbox"/> | \$875   | <input type="checkbox"/> | \$875   | <input type="checkbox"/> | \$875   | <input type="checkbox"/> | \$875   |
|                      |              | J3PAMTSxxTH | <input type="checkbox"/> | \$875 | <input type="checkbox"/> | \$875   | <input type="checkbox"/> | \$875   | <input type="checkbox"/> | \$875   | <input type="checkbox"/> | \$875   |
| Upper Thoracic (UT)  | 16.5" (S)    | J3PAUTSxxFS | <input type="checkbox"/> | \$976 | <input type="checkbox"/> | \$976   | <input type="checkbox"/> | \$976   | <input type="checkbox"/> | \$976   | <input type="checkbox"/> | \$976   |
|                      |              | J3PAUTSxxTH | <input type="checkbox"/> | \$976 | <input type="checkbox"/> | \$976   | <input type="checkbox"/> | \$976   | <input type="checkbox"/> | \$976   | <input type="checkbox"/> | \$976   |
|                      | 18.0" (M)    | J3PAUTMxxFS |                          |       | <input type="checkbox"/> | \$976   | <input type="checkbox"/> | \$976   | <input type="checkbox"/> | \$976   | <input type="checkbox"/> | \$976   |
|                      |              | J3PAUTMxxTH |                          |       | <input type="checkbox"/> | \$976   | <input type="checkbox"/> | \$976   | <input type="checkbox"/> | \$976   | <input type="checkbox"/> | \$976   |
|                      | 19.5" (T)    | J3PAUTTxxFS |                          |       | <input type="checkbox"/> | \$976   | <input type="checkbox"/> | \$976   | <input type="checkbox"/> | \$976   | <input type="checkbox"/> | \$976   |
|                      |              | J3PAUTTxxTH |                          |       | <input type="checkbox"/> | \$976   | <input type="checkbox"/> | \$976   | <input type="checkbox"/> | \$976   | <input type="checkbox"/> | \$976   |
| Shoulder Height (SH) | 21.0" (S)    | J3PASHSxxFS |                          |       | <input type="checkbox"/> | \$1,006 | <input type="checkbox"/> | \$1,006 | <input type="checkbox"/> | \$1,006 | <input type="checkbox"/> | \$1,006 |
|                      |              | J3PASHSxxTH |                          |       | <input type="checkbox"/> | \$1,006 | <input type="checkbox"/> | \$1,006 | <input type="checkbox"/> | \$1,006 | <input type="checkbox"/> | \$1,006 |
|                      | 22.5" (M)    | J3PASHMxxFS |                          |       |                          |         | <input type="checkbox"/> | \$1,006 | <input type="checkbox"/> | \$1,006 | <input type="checkbox"/> | \$1,006 |
|                      |              | J3PASHMxxTH |                          |       |                          |         | <input type="checkbox"/> | \$1,006 | <input type="checkbox"/> | \$1,006 | <input type="checkbox"/> | \$1,006 |
|                      | 24.0" (T)    | J3PASHTxxFS |                          |       |                          |         | <input type="checkbox"/> | \$1,006 | <input type="checkbox"/> | \$1,006 | <input type="checkbox"/> | \$1,006 |
|                      |              | J3PASHTxxTH |                          |       |                          |         | <input type="checkbox"/> | \$1,006 | <input type="checkbox"/> | \$1,006 | <input type="checkbox"/> | \$1,006 |

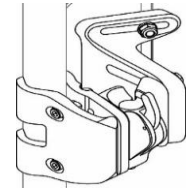
### FS Mounting Hardware



### JAY J3 Posterior Lateral (PL) BACK - 3" Contour Depth

|                      | Shell Height | Shell Width |                          |         |                          |         |                          |         |                          |         |                          |         |
|----------------------|--------------|-------------|--------------------------|---------|--------------------------|---------|--------------------------|---------|--------------------------|---------|--------------------------|---------|
|                      |              | 12"         |                          | 14"     |                          | 16"     |                          | 18"     |                          | 20"     |                          |         |
| Mid Thoracic (MT)    | 15.0" (T)    | J3PLMTTxxFS | <input type="checkbox"/> | \$965   | <input type="checkbox"/> | \$965   | <input type="checkbox"/> | \$965   | <input type="checkbox"/> | \$965   | <input type="checkbox"/> | \$965   |
|                      |              | J3PLMTTxxTH | <input type="checkbox"/> | \$965   | <input type="checkbox"/> | \$965   | <input type="checkbox"/> | \$965   | <input type="checkbox"/> | \$965   | <input type="checkbox"/> | \$965   |
| Upper Thoracic (UT)  | 16.5" (S)    | J3PLUTSxxFS | <input type="checkbox"/> | \$1,047 | <input type="checkbox"/> | \$1,047 | <input type="checkbox"/> | \$1,047 | <input type="checkbox"/> | \$1,047 | <input type="checkbox"/> | \$1,047 |
|                      |              | J3PLUTSxxTH | <input type="checkbox"/> | \$1,047 | <input type="checkbox"/> | \$1,047 | <input type="checkbox"/> | \$1,047 | <input type="checkbox"/> | \$1,047 | <input type="checkbox"/> | \$1,047 |
|                      | 18.0" (M)    | J3PLUTMxxFS |                          |         | <input type="checkbox"/> | \$1,047 | <input type="checkbox"/> | \$1,047 | <input type="checkbox"/> | \$1,047 | <input type="checkbox"/> | \$1,047 |
|                      |              | J3PLUTMxxTH |                          |         | <input type="checkbox"/> | \$1,047 | <input type="checkbox"/> | \$1,047 | <input type="checkbox"/> | \$1,047 | <input type="checkbox"/> | \$1,047 |
|                      | 19.5" (T)    | J3PLUTTxxFS |                          |         | <input type="checkbox"/> | \$1,047 | <input type="checkbox"/> | \$1,047 | <input type="checkbox"/> | \$1,047 | <input type="checkbox"/> | \$1,047 |
|                      |              | J3PLUTTxxTH |                          |         | <input type="checkbox"/> | \$1,047 | <input type="checkbox"/> | \$1,047 | <input type="checkbox"/> | \$1,047 | <input type="checkbox"/> | \$1,047 |
| Shoulder Height (SH) | 21.0" (S)    | J3PLSHSxxFS |                          |         | <input type="checkbox"/> | \$1,076 | <input type="checkbox"/> | \$1,076 | <input type="checkbox"/> | \$1,076 | <input type="checkbox"/> | \$1,076 |
|                      |              | J3PLSHSxxTH |                          |         | <input type="checkbox"/> | \$1,076 | <input type="checkbox"/> | \$1,076 | <input type="checkbox"/> | \$1,076 | <input type="checkbox"/> | \$1,076 |
|                      | 22.5" (M)    | J3PLSHMxxFS |                          |         |                          |         | <input type="checkbox"/> | \$1,076 | <input type="checkbox"/> | \$1,076 | <input type="checkbox"/> | \$1,076 |
|                      |              | J3PLSHMxxTH |                          |         |                          |         | <input type="checkbox"/> | \$1,076 | <input type="checkbox"/> | \$1,076 | <input type="checkbox"/> | \$1,076 |
|                      | 24.0" (T)    | J3PLSHTxxFS |                          |         |                          |         | <input type="checkbox"/> | \$1,076 | <input type="checkbox"/> | \$1,076 | <input type="checkbox"/> | \$1,076 |
|                      |              | J3PLSHTxxTH |                          |         |                          |         | <input type="checkbox"/> | \$1,076 | <input type="checkbox"/> | \$1,076 | <input type="checkbox"/> | \$1,076 |

### TH Mounting Hardware



### JAY J3 Posterior Deep (PD) BACK - 6" Contour Depth

|                      |           |             |                          |         |                          |         |                          |         |                          |         |                          |         |
|----------------------|-----------|-------------|--------------------------|---------|--------------------------|---------|--------------------------|---------|--------------------------|---------|--------------------------|---------|
| Mid Thoracic (MT)    | 15.0" (T) | J3PDMTTxxFS | <input type="checkbox"/> | \$1,057 | <input type="checkbox"/> | \$1,057 | <input type="checkbox"/> | \$1,057 | <input type="checkbox"/> | \$1,057 | <input type="checkbox"/> | \$1,057 |
|                      |           | J3PDMTTxxTH | <input type="checkbox"/> | \$1,057 | <input type="checkbox"/> | \$1,057 | <input type="checkbox"/> | \$1,057 | <input type="checkbox"/> | \$1,057 | <input type="checkbox"/> | \$1,057 |
| Upper Thoracic (UT)  | 18.0" (M) | J3PDUTMxxFS |                          |         | <input type="checkbox"/> | \$1,144 | <input type="checkbox"/> | \$1,144 | <input type="checkbox"/> | \$1,144 | <input type="checkbox"/> | \$1,144 |
|                      |           | J3PDUTMxxTH |                          |         | <input type="checkbox"/> | \$1,144 | <input type="checkbox"/> | \$1,144 | <input type="checkbox"/> | \$1,144 | <input type="checkbox"/> | \$1,144 |
| Shoulder Height (SH) | 21.0" (S) | J3PDSHSxxFS |                          |         | <input type="checkbox"/> | \$1,219 | <input type="checkbox"/> | \$1,219 | <input type="checkbox"/> | \$1,219 | <input type="checkbox"/> | \$1,219 |
|                      |           | J3PDSHSxxTH |                          |         | <input type="checkbox"/> | \$1,219 | <input type="checkbox"/> | \$1,219 | <input type="checkbox"/> | \$1,219 | <input type="checkbox"/> | \$1,219 |

### JAY J3 Back Whitmyer Headrest

#### AXYS Mount and Pad

|                          |            |                                  |          |
|--------------------------|------------|----------------------------------|----------|
| <input type="checkbox"/> | J3HEDX8    | AXYS Headrest with 8" Plush Pad  | \$397.00 |
| <input type="checkbox"/> | J3HEDX10   | AXYS Headrest with 10" Plush Pad | \$397.00 |
| <input type="checkbox"/> | J3HEDX14   | AXYS Headrest with 14" Plush Pad | \$397.00 |
| <input type="checkbox"/> | J3HEDXAAPN | AXYS with Adj-a-Plush Narrow Pad | \$543.00 |
| <input type="checkbox"/> | J3HEDXAAPS | AXYS with Adj-a-Plush Std Pad    | \$543.00 |

#### LINX Mount and Pad

|                          |            |                                  |          |
|--------------------------|------------|----------------------------------|----------|
| <input type="checkbox"/> | J3HEDL8    | LINX Headrest with 8" Plush Pad  | \$236.00 |
| <input type="checkbox"/> | J3HEDL10   | LINX Headrest with 10" Plush Pad | \$236.00 |
| <input type="checkbox"/> | J3HEDL14   | LINX Headrest with 14" Plush Pad | \$248.00 |
| <input type="checkbox"/> | J3HEDLAAPN | LINX with Adj-a-Plush Narrow Pad | \$363.00 |
| <input type="checkbox"/> | J3HEDLAAPS | LINX with Adj-a-Plush Std Pad    | \$363.00 |

### JAY J3 Back Laterals Swing Away Laterals With Pad - Pair

|                          |           |                                   |          |                          |           |                                   |          |
|--------------------------|-----------|-----------------------------------|----------|--------------------------|-----------|-----------------------------------|----------|
| <input type="checkbox"/> | JLATS44PR | SwingAway Lat with 4"x4" Pad (PR) | \$658.00 | <input type="checkbox"/> | JLATS46PR | SwingAway Lat with 6"x4" Pad (PR) | \$658.00 |
| <input type="checkbox"/> | JLATS45PR | SwingAway Lat with 4"x5" Pad (PR) | \$658.00 | <input type="checkbox"/> | JLATS65PR | SwingAway Lat with 6"x5" Pad (PR) | \$658.00 |
| <input type="checkbox"/> | JLATS46PR | SwingAway Lat with 4"x6" Pad (PR) | \$658.00 | <input type="checkbox"/> | JLATS66PR | SwingAway Lat with 6"x6" Pad (PR) | \$658.00 |



## JAY® Signature Series Cushions

Note: Not all sizes and configurations shown below, for full offering visit [www.sunrisemedical.ca](http://www.sunrisemedical.ca).  
When ordering mark the part number desired and it will be added to the order as a separate line item .

### JAY CUSHIONS

| JAY Fusion Cushion       |             |                      |            |
|--------------------------|-------------|----------------------|------------|
| <input type="checkbox"/> | JFUSION1416 | JAY Fusion 14" x 16" | \$1,030.00 |
| <input type="checkbox"/> | JFUSION1616 | JAY Fusion 16" x 16" | \$1,030.00 |
| <input type="checkbox"/> | JFUSION1618 | JAY Fusion 16" x 18" | \$1,030.00 |
| <input type="checkbox"/> | JFUSION1620 | JAY Fusion 16" x 20" | \$1,030.00 |
| <input type="checkbox"/> | JFUSION1717 | JAY Fusion 17" x 17" | \$1,030.00 |
| <input type="checkbox"/> | JFUSION1816 | JAY Fusion 18" x 16" | \$1,030.00 |
| <input type="checkbox"/> | JFUSION1818 | JAY Fusion 18" x 18" | \$1,030.00 |
| <input type="checkbox"/> | JFUSION1820 | JAY Fusion 18" x 20" | \$1,030.00 |
| <input type="checkbox"/> | JFUSION2018 | JAY Fusion 20" x 18" | \$1,030.00 |
| <input type="checkbox"/> | JFUSION2020 | JAY Fusion 20" x 20" | \$1,030.00 |
| <input type="checkbox"/> | JFUSION2220 | JAY Fusion 22" x 20" | \$1,155.00 |

| JAY Fusion Cushion w/ Single Valve Air Insert |               |                      |            |
|---|---------------|----------------------|------------|
| <input type="checkbox"/>                      | JFUSION1416AS | JAY Fusion 14" x 16" | \$1,030.00 |
| <input type="checkbox"/>                      | JFUSION1616AS | JAY Fusion 16" x 16" | \$1,030.00 |
| <input type="checkbox"/>                      | JFUSION1618AS | JAY Fusion 16" x 18" | \$1,030.00 |
| <input type="checkbox"/>                      | JFUSION1620AS | JAY Fusion 16" x 20" | \$1,030.00 |
| <input type="checkbox"/>                      | JFUSION1717AS | JAY Fusion 17" x 17" | \$1,030.00 |
| <input type="checkbox"/>                      | JFUSION1816AS | JAY Fusion 18" x 16" | \$1,030.00 |
| <input type="checkbox"/>                      | JFUSION1818AS | JAY Fusion 18" x 18" | \$1,030.00 |
| <input type="checkbox"/>                      | JFUSION1820AS | JAY Fusion 18" x 20" | \$1,030.00 |
| <input type="checkbox"/>                      | JFUSION2018AS | JAY Fusion 20" x 18" | \$1,030.00 |
| <input type="checkbox"/>                      | JFUSION2020AS | JAY Fusion 20" x 20" | \$1,030.00 |
| <input type="checkbox"/>                      | JFUSION2220AS | JAY Fusion 22" x 20" | \$1,155.00 |

| JAY Fusion Cushion w/ Dual Valve Air Insert |               |                      |            |
|---|---------------|----------------------|------------|
| <input type="checkbox"/>                    | JFUSION1416AD | JAY Fusion 14" x 16" | \$1,047.00 |
| <input type="checkbox"/>                    | JFUSION1616AD | JAY Fusion 16" x 16" | \$1,047.00 |
| <input type="checkbox"/>                    | JFUSION1618AD | JAY Fusion 16" x 18" | \$1,047.00 |
| <input type="checkbox"/>                    | JFUSION1620AD | JAY Fusion 16" x 20" | \$1,047.00 |
| <input type="checkbox"/>                    | JFUSION1717AD | JAY Fusion 17" x 17" | \$1,047.00 |
| <input type="checkbox"/>                    | JFUSION1816AD | JAY Fusion 18" x 16" | \$1,047.00 |
| <input type="checkbox"/>                    | JFUSION1818AD | JAY Fusion 18" x 18" | \$1,047.00 |
| <input type="checkbox"/>                    | JFUSION1820AD | JAY Fusion 18" x 20" | \$1,047.00 |
| <input type="checkbox"/>                    | JFUSION2018AD | JAY Fusion 20" x 18" | \$1,047.00 |
| <input type="checkbox"/>                    | JFUSION2020AD | JAY Fusion 20" x 20" | \$1,047.00 |
| <input type="checkbox"/>                    | JFUSION2220AD | JAY Fusion 22" x 20" | \$1,173.00 |

| JAY Union Cushion        |        |                     |          |
|--------------------------|--------|---------------------|----------|
| <input type="checkbox"/> | JU1416 | JAY UNION 14" x 16" | \$753.00 |
| <input type="checkbox"/> | JU1616 | JAY UNION 16" x 16" | \$753.00 |
| <input type="checkbox"/> | JU1618 | JAY UNION 16" x 18" | \$753.00 |
| <input type="checkbox"/> | JU1620 | JAY UNION 16" x 20" | \$753.00 |
| <input type="checkbox"/> | JU1717 | JAY UNION 17" x 17" | \$753.00 |
| <input type="checkbox"/> | JU1816 | JAY UNION 18" x 16" | \$753.00 |
| <input type="checkbox"/> | JU1818 | JAY UNION 18" x 18" | \$753.00 |
| <input type="checkbox"/> | JU1820 | JAY UNION 18" x 20" | \$794.00 |
| <input type="checkbox"/> | JU2018 | JAY UNION 20" x 18" | \$794.00 |
| <input type="checkbox"/> | JU2020 | JAY UNION 20" x 20" | \$794.00 |
| <input type="checkbox"/> | JU2220 | JAY UNION 22" x 20" | \$794.00 |

| JAY Union Reduced Profile Cushion |          |                        |          |
|-----------------------------------|----------|------------------------|----------|
| <input type="checkbox"/>          | JU1416RP | JAY Union RP 14" x 16" | \$753.00 |
| <input type="checkbox"/>          | JU1616RP | JAY Union RP 16" x 16" | \$753.00 |
| <input type="checkbox"/>          | JU1618RP | JAY Union RP 16" x 18" | \$753.00 |
| <input type="checkbox"/>          | JU1620RP | JAY Union RP 16" x 20" | \$753.00 |
| <input type="checkbox"/>          | JU1717RP | JAY Union RP 17" x 17" | \$753.00 |

| JAY J2 Cushion           |         |                    |            |
|--------------------------|---------|--------------------|------------|
| <input type="checkbox"/> | 2108-MJ | JAY J2 14" x 16"   | \$820.00   |
| <input type="checkbox"/> | 2105-MJ | JAY J2 15.5" x 16" | \$820.00   |
| <input type="checkbox"/> | 2106-MJ | JAY J2 15.5" x 18" | \$820.00   |
| <input type="checkbox"/> | 2107-MJ | JAY J2 15.5" x 20" | \$944.00   |
| <input type="checkbox"/> | 2117-MJ | JAY J2 17" x 17"   | \$820.00   |
| <input type="checkbox"/> | 2100-MJ | JAY J2 18" x 16"   | \$820.00   |
| <input type="checkbox"/> | 2101    | JAY J2 18" x 18"   | \$820.00   |
| <input type="checkbox"/> | 2103-MJ | JAY J2 18" x 20"   | \$944.00   |
| <input type="checkbox"/> | 2118-MJ | JAY J2 20" x 18"   | \$927.00   |
| <input type="checkbox"/> | 2102-MJ | JAY J2 20" x 20"   | \$1,096.00 |

| JAY J2 Deep Contour Cushion |         |                               |            |
|-----------------------------|---------|-------------------------------|------------|
| <input type="checkbox"/>    | 2446    | JAY J2 Deep Contour 14" x 16" | \$857.00   |
| <input type="checkbox"/>    | 2466    | JAY J2 Deep Contour 16" x 16" | \$857.00   |
| <input type="checkbox"/>    | 2468    | JAY J2 Deep Contour 16" x 18" | \$857.00   |
| <input type="checkbox"/>    | 2460    | JAY J2 Deep Contour 16" x 20" | \$931.00   |
| <input type="checkbox"/>    | 2477    | JAY J2 Deep Contour 17" x 17" | \$857.00   |
| <input type="checkbox"/>    | 2486    | JAY J2 Deep Contour 18" x 16" | \$857.00   |
| <input type="checkbox"/>    | 2488    | JAY J2 Deep Contour 18" x 18" | \$857.00   |
| <input type="checkbox"/>    | 2480    | JAY J2 Deep Contour 18" x 20" | \$931.00   |
| <input type="checkbox"/>    | 2408    | JAY J2 Deep Contour 20" x 18" | \$931.00   |
| <input type="checkbox"/>    | 2400-MJ | JAY J2 Deep Contour 20" x 20" | \$1,077.00 |
| <input type="checkbox"/>    | 2428    | JAY J2 Deep Contour 22" x 18" | \$1,077.00 |

| JAY X2 Cushion           |         |                  |          |
|--------------------------|---------|------------------|----------|
| <input type="checkbox"/> | JX21416 | JAY X2 14" x 16" | \$930.00 |
| <input type="checkbox"/> | JX21616 | JAY X2 16" x 16" | \$930.00 |
| <input type="checkbox"/> | JX21618 | JAY X2 16" x 18" | \$930.00 |
| <input type="checkbox"/> | JX21620 | JAY X2 16" x 20" | \$930.00 |
| <input type="checkbox"/> | JX21717 | JAY X2 17" x 17" | \$930.00 |
| <input type="checkbox"/> | JX21816 | JAY X2 18" x 16" | \$930.00 |
| <input type="checkbox"/> | JX21818 | JAY X2 18" x 18" | \$930.00 |
| <input type="checkbox"/> | JX21820 | JAY X2 18" x 20" | \$930.00 |
| <input type="checkbox"/> | JX22020 | JAY X2 20" x 20" | \$930.00 |

| JAY Ion Cushion          |          |                   |          |
|--------------------------|----------|-------------------|----------|
| <input type="checkbox"/> | JION1416 | JAY ION 14" x 16" | \$647.00 |
| <input type="checkbox"/> | JION1616 | JAY ION 16" x 16" | \$647.00 |
| <input type="checkbox"/> | JION1618 | JAY ION 16" x 18" | \$647.00 |
| <input type="checkbox"/> | JION1620 | JAY ION 16" x 20" | \$647.00 |
| <input type="checkbox"/> | JION1717 | JAY ION 17" x 17" | \$647.00 |
| <input type="checkbox"/> | JION1816 | JAY ION 18" x 16" | \$647.00 |
| <input type="checkbox"/> | JION1818 | JAY ION 18" x 18" | \$647.00 |
| <input type="checkbox"/> | JION1820 | JAY ION 18" x 20" | \$647.00 |
| <input type="checkbox"/> | JION2018 | JAY ION 20" x 18" | \$688.00 |
| <input type="checkbox"/> | JION2020 | JAY ION 20" x 20" | \$688.00 |
| <input type="checkbox"/> | JION2220 | JAY ION 22" x 20" | \$688.00 |

|                          |          |                        |          |
|--------------------------|----------|------------------------|----------|
| <input type="checkbox"/> | JU1816RP | JAY Union RP 18" x 16" | \$753.00 |
| <input type="checkbox"/> | JU1818RP | JAY Union RP 18" x 18" | \$753.00 |
| <input type="checkbox"/> | JU1820RP | JAY Union RP 18" x 20" | \$753.00 |
| <input type="checkbox"/> | JU2018RP | JAY Union RP 20" x 18" | \$753.00 |
| <input type="checkbox"/> | JU2020RP | JAY Union RP 20" x 20" | \$753.00 |

