



**Zippie Voyage**  
**February 2024**  
**EIZ18**

Date: _____ Dealer Acct #: _____ Dealer: _____ Dealer Contact: _____ Dealer Address: _____ Dealer City: _____ Prov: _____ PC: _____ Dealer Phone: ( ) _____ Fax: ( ) _____  Confirm Via: <input type="checkbox"/> Fax <input type="checkbox"/> Email Mark For: _____	<b>SUBMITTING FOR:</b> <input type="checkbox"/> Quote <input type="checkbox"/> Order  PO#: _____ Ship To: _____ Attention: _____ Address: _____ Address: _____ Ship To City: _____ Prov: _____ PC: _____ Ship To Phone: ( ) _____ Fax: ( ) _____
---	--

✓ Option #	Definition	Price	✓ Option #	Definition	Price
<b>1. FRAME STYLE</b>					

*Designed with busy families in mind. The stroller frame quickly and easily folds after removing the seat in one simple step for compact storage. Multiple seating configurations allows you to personalize your Zippie Voyage to perfectly fit your needs. Each unit includes:*

- Foot Operated Wheel Lock
  - 12" Rear Tires & 8" Front Casters
  - Front Caster Suspension & Swivel Locks
  - 75 lbs Weight Capacity
  - Quick Release Wheels
  - Angle Adjustable Stroller Handle
  - Adjustable Seating Shell
  - Canopy w/ breathable window/mesh pockets
  - 35° Tilt
  - Fwd & Rwd facing seating capability
  - Under carriage storage
- (may be limited when some options chosen)*

Voyage Frame Seating Options			
<input type="checkbox"/>	005BS7	Voyage for Advanced Seating with Tilt - Includes Frame and Seating	\$3,560
<input type="checkbox"/>	005BS9	Voyage for Moderate Seating with Tilt - Includes Frame and Seating	\$3,560

Seating Only Options (Omit Frame)			
<input type="checkbox"/>	005BS15	Advanced Seating with Tilt - Omits Frame, Seat-Only	\$694
<input type="checkbox"/>	005BS16	Moderate Seating with Tilt - Omits Frame, Seat-Only	\$694

Booster Base Seating Options			
<input type="checkbox"/>	005BS10	Voyage Booster Base with Tilt and Advanced Seating	\$3,747
<input type="checkbox"/>	005BS11	Voyage Booster Base with Tilt and Moderate Seating	\$3,747
<input type="checkbox"/>	005BS12	JCM Booster Base with Tilt and Advanced Seating	\$4,868
<input type="checkbox"/>	005BS13	JCM Booster Base with Tilt and Moderate Seating	\$3,747

Transit			
<input type="checkbox"/>	005KJ11	Transit Option	NC



For Moderate Seating  
See Section 2



For Advanced Seating  
See Section 3

**2. MODERATE SEATING**

Choose Moderate Seating options, prices reflect ordering base which includes seating.

**Moderate Seating Options**

<input type="checkbox"/>	005KM01	Moderate Seating	NC
<input type="checkbox"/>	005KM02	Recline Feature (required)	\$379

**Grab Bar (Optional)**

<input type="checkbox"/>	005KR01	Grab Bar	\$138
--------------------------	---------	----------	-------

**Choose Upholstery Color (includes inner covers and crossover canopy)**

<input type="checkbox"/>	005KN01	Blue	NC
<input type="checkbox"/>	005KN02	Red	NC
<input type="checkbox"/>	005KN03	Beige	NC
<input type="checkbox"/>	005KN04	Grey	NC

**2A. POSITIONING & SUPPORTS - MODERATE SEAT ONLY**

**Head Supports (Optional)**

<input type="checkbox"/>	005VJ01	Head Supports - Small (Recommended)	\$171
<input type="checkbox"/>	005VJ02	Head Supports - Large	\$171

**Positioning - Medial Support (Optional)**

<input type="checkbox"/>	005KQ01	Medial Support - Tall	\$210
<input type="checkbox"/>	005KQ02	Medial Support - Contour	\$210

**Positioning - Laterals (Optional)**

<input type="checkbox"/>	005KO01	Laterals Small - (R & L)	\$171
<input type="checkbox"/>	005KO02	Laterals Large - (R & L)	\$171

**Positioning - Hip Guides (Optional)**

<input type="checkbox"/>	005KP01	Hip Guides - (R & L)	\$171
<input type="checkbox"/>	005KP03	Infant Insert (Hip Guides Req'd.)	\$171

**JAY Anterior Pelvic Belts - E0978**

**Standard 2 Point Belt - Push Button 1"**

<input type="checkbox"/>	005ZZ10	No Pad (APB5110)	\$50
<input type="checkbox"/>	005ZZ11	4.5" Pad (APB5115)	\$124
<input type="checkbox"/>	005ZZ12	5.5" Pad (APB5116)	\$124

**Standard 2 Point Belt - Push Button 1 1/2"**

<input type="checkbox"/>	005ZZ14	No Pad (APB7210)	\$50
<input type="checkbox"/>	005ZZ15	7.5" Pad (APB7212)	\$119

**V-Contour Pelvic 4 Point Belt - Push Button Varies**

<input type="checkbox"/>	005ZZ24	SM Pad - 1" Push Button (APB3716)	\$232
<input type="checkbox"/>	005ZZ23	Med Pad - 1-1/2" Push Button (APB3727)	\$232

**JAY Anterior Trunk Supports - E0960**

Classic Structure not available with Early Intervention Size

**Anterior Trunk Support - Style**


<input type="checkbox"/>	005JY01	Classic Dynamic (ATS8100 Series)	\$243
<input type="checkbox"/>	005JY02	Classic Structure (ATS8300 Series)	\$243
<input type="checkbox"/>	005JY06	Center Opening Dynamic (ATS8800 Series)	\$243
<input type="checkbox"/>	005JY05	Center Opening Structure (ATS9400 Series)	\$243

**Anterior Trunk Support - Size**

<input type="checkbox"/>	005JZ05	Early Intervention	NC
<input type="checkbox"/>	005JZ06	Xtra Small	NC
<input type="checkbox"/>	005JZ01	Small	NC

**2B. FOOTREST - MODERATE SEAT ONLY**

<input type="checkbox"/>	005F329	Angle Adj. Footrest (Required)	\$245
--------------------------	---------	--------------------------------	-------



### 3. ADVANCED SEATING

*Choose Advanced Seating options, prices reflect ordering base which includes seating.*

#### Planar Seat & Contoured Seat Cushion Include:

- Contoured Medium Density Foam
- 6" to 13" Hip Width
- Built in Depth Growth
- Removable Neoprene Cover
- Optional 3" Lateral Hip Blocks (Pr)
- Optional Slight Medial Thigh Contour
- Optional Fixed Ischial Ledge



#### Planar & Contoured Seat Options:

<input type="checkbox"/>	005CU28	Planar Seat without Hip Blocks	NC
<input type="checkbox"/>	005CU41	Planar Seat w/ Hip Block - Pair	NC
<input type="checkbox"/>	005CU42	Contoured Wedge Seat	\$113
<input type="checkbox"/>	005CU43	Contoured Anti-Thrust (Ledge) Seat	\$113
<input type="checkbox"/>	005CU2	OMIT Cushion	NC

#### Choose Depth (Based on 1" T-Back)

<input type="checkbox"/>	005SD78	Short 5" - 8" Depth	NC
<input type="checkbox"/>	005SD79	Medium 7" - 10" Depth	NC
<input type="checkbox"/>	005SD80	Long 9" - 13" Depth	NC

#### ADJUSTABLE CONTOUR SEAT includes:

- Choice of foam density
- Adjustable Pre-Ischial Ledge
- Adjustable 1" High Foam Wedges for:
  - Lateral Hip and Thigh Support
  - Medial Knee and Thigh Support
- 3" Seat Depth Growth Kit
- Removable Neoprene Cover



#### Adjustable Contour Seat Options:

<input type="checkbox"/>	005ST65	Adjustable Contour Seat	\$303
<input type="checkbox"/>	005CU2	OMIT Cushion	NC

#### Choose Foam

<input type="checkbox"/>	005FM1	Soft Foam	NC
<input type="checkbox"/>	005FM2	Medium/Soft Foam	NC
<input type="checkbox"/>	005FM3	Medium Foam	NC
<input type="checkbox"/>	005FM8	OMIT Foam	NC

#### Choose Depth (Based on 1" T-Back)

<input type="checkbox"/>	005SD78	Short 5" - 8"	NC
<input type="checkbox"/>	005SD79	Medium 7" - 10"	NC
<input type="checkbox"/>	005SD80	Long 9" - 13" (4" growth)	NC

### 3A. BACKREST - ADVANCED SEATING ONLY

#### BACKREST SHELL

<input type="checkbox"/>	005BT111	Short 7" to 13" Height	NC
Desired Backrest Height Setting ( <i>Bold indicates default, when not picked</i> )			
<input type="checkbox"/>	<input type="checkbox"/>	7" <input type="checkbox"/> 8" <input type="checkbox"/> 9" <input type="checkbox"/> <b>10"</b> <input type="checkbox"/> 11" <input type="checkbox"/> 12" <input type="checkbox"/> 13"	
<input type="checkbox"/>	005BT112	Tall 10" to 17" Height	NC
Desired Backrest Height Setting ( <i>Bold indicates default, when not picked</i> )			
<input type="checkbox"/>	<input type="checkbox"/>	10" <input type="checkbox"/> 11" <input type="checkbox"/> 12" <input type="checkbox"/> <b>13"</b> <input type="checkbox"/> 14" <input type="checkbox"/> 15" <input type="checkbox"/> 16" <input type="checkbox"/> 17"	

#### BACKREST OPTION

<input type="checkbox"/>	005KJ9	Recline Feature ( 90° - 135° range)	\$379
--------------------------	--------	-------------------------------------	-------

#### BACKREST CUSHION OPTIONS

*2.5" "T" Back is used for seat depths as small as 3.5". Backrest has removable foam for additional depth growth without adjusting seat pan.*

#### 1" Thick T-Back Cushion Options:

<input type="checkbox"/>	005BT35	Short 8" to 10"	NC
<input type="checkbox"/>	005BT28	Medium 10" to 12"	NC
<input type="checkbox"/>	005BT29	Tall 12" to 14"	NC
<input type="checkbox"/>	005BT56	Extra Tall 14" to 16" (N/A w/ Short Backrest Shell)	NC
<input type="checkbox"/>	005BT133	OMIT Back Cushion	NC

#### 2.5" Thick T-Back Cushion Options:

<input type="checkbox"/>	005BT115	Short 8" to 10"	\$97
<input type="checkbox"/>	005BT116	Medium 10" to 12"	\$97
<input type="checkbox"/>	005BT117	Tall 12" to 14"	\$97
<input type="checkbox"/>	005BT118	Extra Tall 14" to 16" (N/A w/ Short Backrest Shell)	\$97
<input type="checkbox"/>	005BT133	OMIT Back Cushion	NC

### 3B. HEAD SUPPORT - ADVANCED SEATING ONLY

*Hardware allows the headrest to be flush mounted to backrest when above shell. When choosing a Headrest option, Hardware Bracket must be chosen, Hardware also available individually. Headrest Ht. Adj. Range from seat pan based on selected Backshell Height. (i.e. Short Ht Ranges 9" - 19.5" & Tall Ht Ranges 13" - 23-1/2")*

<input type="checkbox"/>	005HE40	Whitmyer 8" Plush	\$363
<input type="checkbox"/>	005HE41	Whitmyer 10" Plush	\$363
<input type="checkbox"/>	005HE42	Whitmyer SM Contour Cradle	\$363
<input type="checkbox"/>	005HE43	Whitmyer Med Contour Cradle	\$363
<input type="checkbox"/>	005HE29	Whitmyer Sm Adjust-A-Plush	\$411
<input type="checkbox"/>	005HQ6	Whitmyer DFS (Forehead Strap) Squared for Single pad, <b>must order</b> Whitmyer headrest	\$187
<input type="checkbox"/>	005HE31	Hardware Bracket Only (can be chosen w/o headrest)	\$142

**3C. POSITIONING & SUPPORTS - ADVANCED SEATING ONLY**

For the supports, Voyage will be set up at factory. Insert dimensions on last page spec. drawing. (Not required, will default to std. settings)

**LATERAL & ANTERIOR TRUNK SUPPORTS**

Lateral brackets height adjustment range based on Backrest Shell Height (For Example: Short Laterals adj. 3" - 12" and Tall Laterals adj. 3" - 17")

**Swing Away Laterals (Adjustable 1"-8" widths)**

<input type="checkbox"/>	005KE41	Swing Away Bracket Adj. - Right	\$303
<input type="checkbox"/>	005KE42	Swing Away Bracket Adj. - Left	\$303
<input type="checkbox"/>	005KD15	Large Straight Pad 3" x 6" - Right	\$113
<input type="checkbox"/>	005KD19	Large Straight Pad 3" x 6" - Left	\$113
<input type="checkbox"/>	005KD16	Large Curved Pad 3" x 6" - Right	\$113
<input type="checkbox"/>	005KD20	Large Curved Pad 3" x 6" - Left	\$113
<input type="checkbox"/>	005KD13	Small Straight Pad 2" x 6" - Right	\$113
<input type="checkbox"/>	005KD17	Small Straight Pad 2" x 6" - Left	\$113
<input type="checkbox"/>	005KD14	Small Curved Pad 2" x 6" - Right	\$113
<input type="checkbox"/>	005KD18	Small Curved Pad 2" x 6" - Left	\$113

**Fixed Laterals (Adjustable 1"-10" widths)**

<input type="checkbox"/>	005KE24	Fixed Angle Adjustable - Right	NC
<input type="checkbox"/>	005KE25	Fixed Angle Adjustable - Left	NC
<input type="checkbox"/>	005KD15	Large Straight Pad 3" x 6" - Right	\$113
<input type="checkbox"/>	005KD19	Large Straight Pad 3" x 6" - Left	\$113
<input type="checkbox"/>	005KD13	Small Straight Pad 2" x 6" - Right	\$113
<input type="checkbox"/>	005KD17	Small Straight Pad 2" x 6" - Left	\$113

**JAY Anterior Trunk Support**

<input type="checkbox"/>	005A827	JAY Contour Dynamic EI Pad	\$192
<input type="checkbox"/>	005A828	JAY Contour Dynamic XSmall Pad	\$192
<input type="checkbox"/>	005A829	JAY Contour Dynamic Small Pad	\$192

**Anterior Trunk H Strap Support**

<input type="checkbox"/>	005SS2	XX Small H Strap 5 Point	\$213
--------------------------	--------	--------------------------	-------

**Anterior Trunk Butterfly Support**

Dimensions are seat to shoulder height.

<input type="checkbox"/>	005K11	XX Small Butterfly Pad (< 10")	\$148
<input type="checkbox"/>	005K12	X Small Butterfly Pad (10" - 12")	\$148
<input type="checkbox"/>	005K13	Small Butterfly Pad (12" - 14")	\$148
<input type="checkbox"/>	005K14	Medium Butterfly Pad (14" - 16")	\$148
<input type="checkbox"/>	005K15	Large Butterfly Pad (>16")	\$148
<input type="checkbox"/>	005SS1	Shoulder Strap Pads (Only Available with Butterfly Support)	\$34

**LOWER BODY SUPPORTS**

**Lateral Hip Support (Adjusts from 7-1/2" to 11" width)**

Only available with Planar seat without Hip Blocks and Adj. Contour seat.

<input type="checkbox"/>	005KC6	SM (4"x 4", 3/8" thick) Right	\$136
<input type="checkbox"/>	005KC4	SM (4"x 4", 3/8" thick) Left	\$136
<input type="checkbox"/>	005KC5	LG (5-3/8"x 4-3/4", 1/2" thick) Right	\$136
<input type="checkbox"/>	005KC3	LG (5-3/8"x 4-3/4", 1/2" thick) Left	\$136

**Lateral Thigh Support (Adjusts from 3-1/2" to 11" width)**

Only available with Planar seat without Hip Blocks and Adj. Contour seat.

<input type="checkbox"/>	005KF6	SM (4"x 4", 3/8" thick) Right	\$192
<input type="checkbox"/>	005KF4	SM (4"x 4", 3/8" thick) Left	\$192
<input type="checkbox"/>	005KF5	LG (5-3/8"x 4-3/4", 1/2" thick) Right	\$192
<input type="checkbox"/>	005KF3	LG (5-3/8"x 4-3/4", 1/2" thick) Left	\$192

**Pelvic Positioning Belt**

Must use when ordering Anterior Trunk Supports.

<input type="checkbox"/>	005A14	1" Padded	\$232
<input type="checkbox"/>	005A15	1-1/2" Padded	\$232
<input type="checkbox"/>	005A263	1" Padded Auto Style (Dual Pull)	\$74
<input type="checkbox"/>	005A256	1-1/2" Padded Auto Style	\$74
<input type="checkbox"/>	005A830	JAY Medial 4-Point Belt XS Pad	\$130
<input type="checkbox"/>	005A831	JAY Medial 4-Point Belt Sml Pad	\$130

**Medial Support**

<input type="checkbox"/>	005KH12	Small (3"Hx 2-1/2"Wx 4-1/2"L)	\$171
<input type="checkbox"/>	005KH13	Large ( 3-3/4"Hx 4"Wx 6"L)	\$171
<input type="checkbox"/>	005HE77	Hardware Medial Support Brkt	\$305

**3D. UPHOLSTERY COLORS - ADVANCED SEATING ONLY**

**Color Options - Solid**

<input type="checkbox"/>	005CL9	Purple	NC
<input type="checkbox"/>	005CL20	Pink Sorbet	NC
<input type="checkbox"/>	005CL11	Green	NC
<input type="checkbox"/>	005CL12	Navy Blue	NC
<input type="checkbox"/>	005CL13	Orange	NC
<input type="checkbox"/>	005CL17	Turquoise	NC
<input type="checkbox"/>	005CL16	Black	NC
<input type="checkbox"/>	005CL18	Burgundy	NC

**Color Options - Print (Std. Trim listed behind each print)**

<input type="checkbox"/>	005CL19	Leopard (Std. w/ Black Trim)	NC
<input type="checkbox"/>	005CL14	Butterflies (Std. w/ Purple Trim)	NC
<input type="checkbox"/>	005CL15	Red Race Flags (Std. w/ Red Trim)	NC

**Personalized Option (Only available with Prints)**

<input type="checkbox"/>	005C001	Personalized Color Selection: Choose & Enter from Solid Color Options:	\$113
--------------------------	---------	--	-------

**Canopy Pattern**

<input type="checkbox"/>	005UF01	Cross Over	NC
--------------------------	---------	------------	----

**3E. FOOTREST - ADVANCED SEATING ONLY**

Footrest adjustment range is 1-1/2" to 12". Choose desired preset range, if not selected Long range is Default. For the Short Range, the footplate will be inverted.

<input type="checkbox"/>	005F312	Angle Adj. Footrest (Required)	\$245
<input type="checkbox"/>	005F313	Preset in short range 1-1/2"-4"	NC
<input type="checkbox"/>	005F314	Preset in long range 4-1/2" - 12"	NC

**4. ACCESSORIES & OPTIONS**

**Vent & Battery Trays**

<input type="checkbox"/>	005LF1	Dovetail Vertical Frame Mounted Hardware for LTV ventilators <i>(limit 15lbs &amp; includes 1 Utility hook)</i>	\$521
<input type="checkbox"/>	005LF11	Dovetail Vertical Frame Mounted Hardware for Trilogy ventilators <i>(limit 15lbs &amp; includes 1 Utility hook) (Only includes female dovetail mount)</i>	\$521
<input type="checkbox"/>	005LF2	Battery and Vent/Utility Underframe Tray <i>(limit 50lbs, ideal for U1 or Grp 22 Batteries &amp; includes 1 Utility hook)</i>	\$589
<input type="checkbox"/>	005LF3	Front Mount Utility platform <i>(limit 50lbs)</i>	\$521
<input type="checkbox"/>	005LF4	Rear Add on Accessory platform <i>(limit 45lbs or one Grp 24 battery &amp; includes 1 Utility hook. Must be removed or folded before folding base)</i>	\$187

**Upper Extremity Support Tray (Angle Adjustable Hardware Included)**

*Tray Mount adjusts from 4-1/2"-7-1/2" with 1" tall cushion; Cut-out is 6"*

<input type="checkbox"/>	005A91	Light Grey	\$227
<input type="checkbox"/>	005A92	Clear Poly	\$243

**Shoe Holders & Foot Straps**

*For Moderate Seating, footplate does not have mounting slots for shoe holders.*












<input type="checkbox"/>	005A68	6" Long Shoe Holders - Pair	\$163
<input type="checkbox"/>	005A69	8" Long Shoe Holders - Pair	\$163
<input type="checkbox"/>	005A79	16" Foot Straps w/ Covers - Pair	\$63
<input type="checkbox"/>	005A80	18" Foot Straps w/ Covers - Pair	\$63

**Accessories**

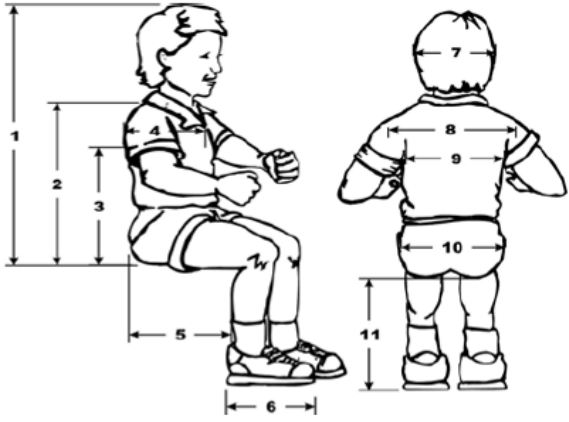
<input type="checkbox"/>	005A74	IV Support Pole	\$243
<input type="checkbox"/>	005A713	O2 Tank Holder	\$294
<input type="checkbox"/>	005A714	IV/O2 Combination	\$437
<input type="checkbox"/>	005LF5	Cup Holder/ Bottle/Feeding	\$57
<input type="checkbox"/>	005LF7	Utility Hook <i>(i.e. suction canister)</i>	\$29
<input type="checkbox"/>	005A462	Rain Cape	\$255

**Floor Sitter/ Feeder Base**

<input type="checkbox"/>	005A083	Folding Booster Base(Ht. Adj.)	\$2,039
<input type="checkbox"/>	005A082	JCM Folding Booster Base(Ht. Adj.)	\$3,523

					
Front Mount Utility Platform	Cup Holder	Utility Hook	IV Support Pole	Upper Extremity Support Tray	
					
Folding Booster Base	JCM Folding Booster Base	O2 Tank Holder	Battery and Vent/Utility Underframe Tray	Dovetail Vertical Vent Mount (LTV/Trilogy)	Rear Add On Accessory Platform

Child's Measurements (Not Required)



Child's Name \_\_\_\_\_

Age: \_\_\_\_\_

Diagnosis: \_\_\_\_\_

Height: \_\_\_\_\_

Weight: \_\_\_\_\_

- 1. Top of Head to Seat: \_\_\_\_\_
- 2. Top of Shoulder to Seat\*: \_\_\_\_\_
- 3. Under Arm to Seat: \_\_\_\_\_
- 4. Trunk Depth: \_\_\_\_\_
- 5. Actual Sitting Depth\*: \_\_\_\_\_
- 6. Foot Length: \_\_\_\_\_

- 7. Width of Head: \_\_\_\_\_
- 8. Shoulder Width: \_\_\_\_\_
- 9. Chest Width: \_\_\_\_\_
- 10. Hip Width: \_\_\_\_\_
- 11. Left Lower Leg Length\*: \_\_\_\_\_
- 12. Right Lower Leg Length\*: \_\_\_\_\_

\* Critical Dimensions

