



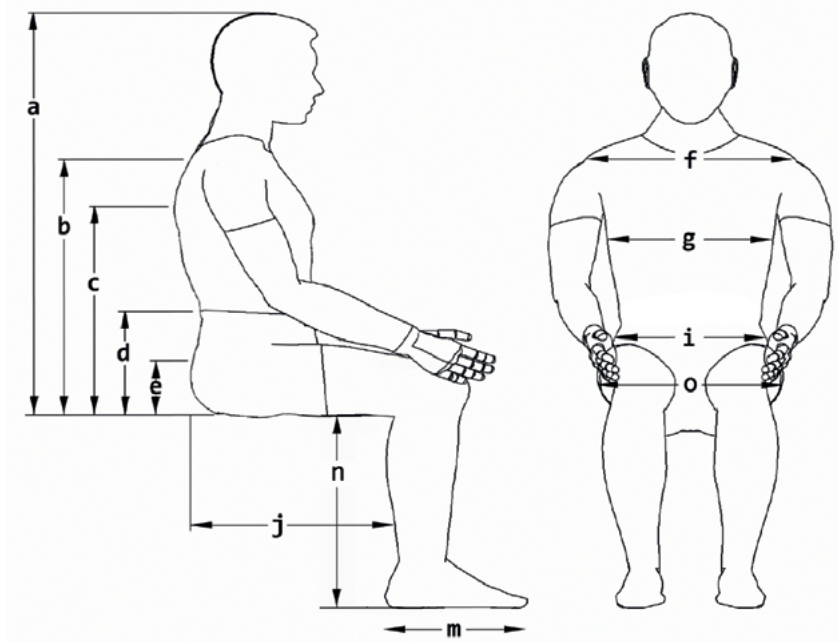
# Q300M Mini

AADL - W577  
EIPW40

Customer	Ship To
Account #	Name
Date	Address
PO#	City
Buyer	Prov <span style="float: right;">PC</span>
Mark For	Phone

Client Measurements

a) Top of head to seat	in
b) Top of shoulder to seat	in
c) Underarm to seat	in
d) Elbow to seat	in
e) Top of leg to seat	in
f) Shoulder width	in
g) Chest width	in
i) Hip width	in
j) Actual sitting depth	in
m) Foot length	in
n) Knee to foot	in
o) Seat width	in





Notes



Chair Specifications

Weights starting at: (with Batteries)	NPC: 250 lbs SPC: 274 lbs
Power Seating	50° of CG Tilt / 12" seat elevator
Seat Type	ASAP
Seat Size Range	Width 10" to 16" Depth 10" to 19"
Seat-to-Floor Height Range	17" to 19"

Mid-Wheel Drive Base Specifications

Drive Wheel Position	Mid-wheel drive
User Weight Capacity	165 lbs.
Base Size	Width 20.5", Length 33"
Minimum Turning Radius	17" (excludes footplates)
Drive Control	R-net PM 90A / VR-2 90A
Driving Range	Up to 17 miles
Drive Motors	4-pole 6 mph / 10 kph
Drive Wheels	12" w/flat-free inserts (black) 14" w/flat-free inserts (black)
Casters	7" front / 7" rear (black)
Charger	8A Dual Mode (Compact)
Battery Size	50Ah Group 22
Color	8 shroud colors and 7 color accents
Ground Clearance	3"

BASE		
OPTION	DESCRIPTION	RETAIL
Standard Duty Mid Wheel Drive Base <i>End Item Number EIPW40 (ZIPPIE Seat) (AADL Contract price)</i>		\$
400PC308	ZIPPIE Q300 M NPC No Power Option for ZIPPIE Seat Included in Base Pricing : Q300 M Base, VR-2 90amp Electronics for No Power Seat Functions, Six-Wheel Suspension, 12" Drive Wheels with Dual Density Inserts, 7" Flat Free Casters, ISO Occupied Tie-Down Brackets and 8amp Charger. Max Speed = 6mph, Weight Capacity = 165 lbs., STFH = 17".	\$7,761.00
400PC309	ZIPPIE Q300 M SPC Single Power Option for ZIPPIE Seat Included in Base Pricing : Q300 M Base, VR-2 90amp Electronics for No Power Seat Functions, Six-Wheel Suspension, 12" Drive Wheels with Dual Density Inserts, 7" Flat Free Casters, ISO Occupied Tie-Down Brackets and 8amp Charger. Max Speed = 6mph, Weight Capacity = 165 lbs., STFH = 17".	\$7,761.00
User Weight		\$
400WG32	Up to 165 lbs.	NC
Motor Package		\$
400PF99	4-pole 10 kph / 6 mph	NC
Drive Wheels  P. 17		\$
400DW13	Drive Wheel, 12", Solid, Knobby, Black	NC
400DW58	Drive Wheel, 14", Solid, Knobby, Black	NC
Caster Wheels  P. 17		\$
400CW59	Caster Wheels 7", Solid, Black	NC
Shroud Color		\$
400C164	Black	NC
400C165	Candy Apple Red	NC
400C166	Candy Blue	NC
400C167	Candy Purple	NC
400C176	Green Apple	NC
400C178	Pearl Pink	NC
400C182	Silver	NC
400C125	White	NC
400C170	American Flag	\$590.00
Color Accents		\$
Note: Accent colors and shroud colors may not match		
400EZ20	Apple Green	NC
400EZ22	Black	NC
400EZ21	Blue	NC
400EZ23	Orange	NC
400EZ24	Red	NC
400EZ19	White	NC
400EZ25	Silver	NC

BASE									
OPTION		DESCRIPTION							RETAIL
ISO Transit Tie Downs									\$
400T050		ISO Transit Package							NC
LED Lights (Client Cost)  P. 17									\$
400LI04		LED Lights and Indicators							\$1,1207.00
400LI08		LED Fender Lights <i>(Joystick Activation)</i>							\$636.00
400LI02		Omit LED Lights							NC
Seat Heights									\$
<b>Seat Height</b> Measured from front of seat pan to floor with 0° frame angle. Not all seat heights are available with all seat depths and power seating. Please see online configurator for full availability.									
			12" Drive Wheel			14" Drive Wheel			
			No Power	Tilt	Elevate	No Power	Tilt	Elevate	
400HT55		17"		N/A	N/A	N/A	N/A	N/A	NC
400HT104		17.5"	N/A		N/A		N/A	N/A	NC
400HT56		18"		N/A					NC
400HT105		18.5"			N/A	N/A		N/A	NC
400HT57		19"							NC
Batteries and Chargers (AADL Contract Pricing)  P. 17									\$
<b>Group 22 Battery</b>									
400AG35		GP22 / 50Ah Flat Top Pair							\$668.00
<b>Omit Batteries</b>									
400AG24		Battery Harnesses Only <i>(Omit Batteries)</i>							NC
<b>Chargers</b>									
400BJ30		10A Dual Mode (Compact)							\$160.00
400BJ19		8A Dual Mode (Compact)							NC

**POWERED SEATING**

OPTION	DESCRIPTION	RETAIL
--------	-------------	--------

**Power Seating Options (Client Cost) \$****Seat Elevator**

400PI07	Seat Elevator, Powered, 300 mm / 12"	\$3,426.00
400PI08	C-Me® Seat Elevator, Powered, 300 mm / 12" (C-Me speed up to 3 mph) (N/A with VR-2)	\$3,426.00

**Seat Tilt**

400PA48	Posterior 50° Tilt	\$6,400.00
---------	--------------------	------------

**Pre Set Seat Frame Angle (No Power Seating Options, Increases Seat to Floor Height) \$**

400FA10	0° (Adds 0" to STFH)	NC
400FA3	3° (Adds 1" to STFH)	NC

**Backrest Frame Type \$****Backrest Type**

400BF28	Angle Adjustable	NC
400BF29	40° Manual Recline	\$608.00

**Back Canes**

400B177	Medium, 17.5"	NC
400B178	Tall, 19.5"	NC
400B179	Height Adjustable, 20" to 26"	NC

**Backrest Frame Option \$**

400BF13	Flip Down, Quick Release (Not available with manual recline)	\$176.00
---------	--	----------

**Push Handles \$**

400PH28	Trailing Push Handles	NC
400PH29	Stroller Handle	\$66.00

**Towel Bar \$**

400QT03	Shallow	NC
400QT04	Deep (Extends 4" from back canes)	NC

**Back Cushion Type \$**

400BT95	SPOT Back Cushion (Choose Seating in Section A)	NC
400BT135	JAY® J3® (Choose Seating in Section B)	NC
400BT133	OMIT (For personalized Mounting. No Headrest Mount)	NC

**A - SPOT Backrest Dimensions \$****Installed Back Height - (From Pan to Top of Back)**

400JR46	12"	NC
400JR47	14"	NC
400JR48	16"	NC
400JR71	18"	NC
400JR73	20"	NC

## POWERED SEATING

OPTION	DESCRIPTION	RETAIL
--------	-------------	--------

## B - JAY® J3® Back

B - JAY® J3® Back - Contour (Seating Benefits)  P. 17 \$

400JP01	J3® PA Back for 12"-16" Wide	\$899.00
400JP11	J3® PL Back for 14"-16" Wide	\$971.00
400JP13	J3® PD Back for 14"-16" Wide (18" Shell Height Only)	\$1,052.00
400JP39	JAY Zip Back for 10"-14" Wide	\$1,000.00

## B - JAY® J3® Back Shell Options and Height Ranges \$

JAY® J3® shells are mounted with a minimum 4" gap between the bottom of the shell to the seat pan to accommodate the mechanical shear. Back height can be adjusted in the field within the ranges shown.

## JAY® J3® Shell Height

400JR81	8" Tall Shell (JAY Zip only)	NC
400JR82	10" Tall Shell (JAY Zip only)	NC
400JR83	12" Tall Shell (J3 Mid Thoracic Short or JAY Zip)	NC
400JR84	13.5" Tall Shell (Mid Thoracic Med)	NC
400JR85	15" Tall Shell (Mid Thoracic Tall)	NC
400JR14	16.5" Tall Shell (Upper Thoracic Short)	NC
400JR15	18" Tall Shell (Upper Thoracic Med)	NC

## JAY® J3® Installed Back Height (From Pan to Top of Back)

400JR86	12"	NC
400JR87	14"	NC
400JR88	16"	NC
400JR89	18"	NC
400JR90	20"	NC
400JR19	22"	NC

B - JAY® Anterior Thoracic Support (Seating Benefits)  P. 17 \$

Classic-Structure Pull Down Harness (4 point strap, Only available with JAY® backrest)

400K15	Extra-Small (JZ8300)	\$317.00
400K16	Small (JZ8301)	\$317.00
400K17	Medium (JZ8302)	\$317.00

**POWERED SEATING**

OPTION	DESCRIPTION	RETAIL
--------	-------------	--------

**JAY® Lateral Thoracic Swing-Away Supports (Requires Pad, Upholstery and Mount) (Seating Benefits) \$****JAY® Lateral Thoracic Support Pads**

400JW35	Lateral Thoracic (L x H) 100 mm x 127 mm / 4" x 5" Pad - Right	\$72.00
400JW38	Lateral Thoracic (L x H) 100 mm x 127 mm / 4" x 5" Pad - Left	\$72.00
400JW36	Lateral Thoracic (L x H) 100 mm x 152 mm / 4" x 6" Pad - Right	\$72.00
400JW39	Lateral Thoracic (L x H) 100 mm x 52 mm / 4" x 6" Pad - Left	\$72.00
400JW37	Lateral Thoracic (L x H) 152 mm x 100 mm / 6" x 4" Pad - Right	\$72.00
400JW40	Lateral Thoracic (L x H) 152 mm x 100 mm / 6" x 4" Pad - Left	\$72.00

**JAY® Lateral Thoracic Support Pad Upholstery**

400NU01	Syncra™ Premium Leatherette	NC
400NU02	Syncra™ Stretch	NC

**JAY® Lateral Thoracic Swing-Away Mount**

400JW41	Lateral Thoracic Swing Away Bracket - Right	\$320.00
400JW42	Lateral Thoracic Swing Away Bracket - Left	\$320.00

**JAY® Syncra™ Fixed Lateral Support Accessory (Seating Benefits) \$****JAY® Fixed Lateral Support Accessory Hardware** (*JAY Fixed Lateral Support is height adjustable.*)

400JW33	Fixed Lateral Support Accessory (L x H) 90 mm x 140 mm / 3.5" x 8" - Right	\$187.00
400JW34	Fixed Lateral Support Accessory (L x H) 90 mm x 140 mm / 3.5" x 8" - Left	\$187.00

**Headrests (Requires Pad, Upholstery, & Mount) (Seating Benefits)  P. 18 \$****Headrest Pad**

400HE38	Whitmyer® Plush Headrest Pad 203 mm / 8"	\$371.00
400HE39	Whitmyer® Plush Headrest Pad 254 mm / 10"	\$371.00
400HE45	Whitmyer® Adjust-A-Plush Headrest Pad Small ( <i>Narrow</i> ) ( <i>Adjustable 6" to 14" Wide x 3" Tall</i> )	\$438.00
400HE46	Whitmyer® Adjust-A-Plush Headrest Pad Medium ( <i>Adjustable 7" to 16" Wide x 4" Tall</i> )	\$438.00
400HE48	OMIT Headrest Pad	NC

**Headrest Mount**

400MH33	Whitmyer® Linx Headrest Mount with Quick Release	\$243.00
400MH34	Whitmyer® Linx-2 Headrest Mount with Quick Release	\$294.00
400MH35	Whitmyer® AXYS Headrest Mount with Quick Release	\$243.00
400MH17	OMIT Headrest Mount	NC

**Seat Pan \$**

400OP08	Small ( <i>10" - 13" wide and 10" - 16" deep</i> )	NC
400OP09	Standard ( <i>12" - 16" wide and 12" - 19" deep</i> )	NC

**Seat Cushion Type \$**

400ST80	JAY® (See Section C)	NC
400ST75	Omit	NC

## POWERED SEATING

OPTION	DESCRIPTION	RETAIL
--------	-------------	--------

## Seat Size

\$

## Seat Pan Width

400R83	10"	NC
400R84	11"	NC
400R85	12"	NC
400R86	13"	NC
400R87	14"	NC
400R78	15"	NC
400R53	16"	NC

## Seat Pan Depth (Front of seat pan to back structure)

400RF75	10"	NC
400RF76	11"	NC
400RF77	12"	NC
400RF78	13"	NC
400RF52	14"	NC
400RF53	15"	NC
400RF51	16"	NC
400RF45	17"	NC
400RF46	18"	NC
400RF47	19"	NC

## C - JAY® Seat Cushion (Seating Benefits)

 P. 17

\$

400CU110	JAY Zip® (Sizes 10" to 16" Wide)	\$700.00
400CU59	JAY Ion® (Sizes 14" to 16" Wide)	\$498.00
400CU61	JAY Union® (Sizes 14" to 16" Wide)	\$753.00
400CU64	JAY Fusion® (Sizes 14" to 16" Wide)	\$1,030.00
400CU104	JAY Fusion® with Cryo® Technology (Sizes 14" to 16" Wide)	\$1,135.00



## POSITIONING SUPPORTS & ACCESSORIES

OPTION	DESCRIPTION	RETAIL
--------	-------------	--------

### Knee and Thigh Swing-Away Support Pads **(Seating Benefits)** \$

#### Lateral Knee Support Pads and Hardware *(must pick pad and mount)*

400XY07	Lateral Knee Support Pad, Right (3" round)	\$243.00
400XY08	Lateral Knee Support Pad, Left (3" round)	\$243.00
400XY09	Lateral Knee Support Pad, Right (4" round)	\$243.00
400XY10	Lateral Knee Support Pad, Left (4" round)	\$243.00
400XX10	Lateral Swing-Away Bracket Knee - Right	\$243.00
400XX11	Lateral Swing-Away Bracket Knee - Left	\$243.00

#### Lateral Thigh Support Pads and Hardware *(must pick pad and mount)*

400KF22	Lateral Thigh Support Pad Short, Right (5" H x 5" L)	\$144.00
400KF23	Lateral Thigh Support Pad Short, Left (5" H x 5" L)	\$144.00
400KF24	Lateral Thigh Support Pad Long, Right (5" H x 7" L)	\$144.00
400KF25	Lateral Thigh Support Pad Long, Left (5" H x 7" L)	\$144.00
400KF26	Lateral Thigh Removable Mount - Right	\$320.00
400KF27	Lateral Thigh Removable Mount - Left	\$320.00

### Armrest Structure \$

400EG44	Standard Cantilever Armrest <i>(Height adjustable 9" to 12")</i>	NC
400EG45	Low Cantilever Armrest <i>(Height adjustable 7" to 10") (Available w/12" armpads only)</i>	NC
400EG46	Dual Post Short, Removeable, Flip-Back <i>(Height adjustable 10" to 15")</i>	\$428.00
400EG47	Single Post, Removable <i>(N/A with thigh support) (Height adjustable 11" to 15")</i>	\$328.00

### Arm Pads P. 17 \$

#### SEDEO® Armrest Pad **(Available with cantilever armrest)**

400AB43	300 mm / 12", Integral Foam, Right	NC
400AE43	300 mm / 12", Integral Foam, Left	NC
400AB44	400 mm / 16", Integral Foam, Right	NC
400AE44	400 mm / 16", Integral Foam, Left	NC



#### Waterfall Armpad **(Available with Dual Post and Single Post Armrest)**

400AB01	10" Waterfall Armpad, Right	NC
400AE01	10" Waterfall Armpad, Left	NC
400AB02	14" Waterfall Armpad, Right	NC
400AE02	14" Waterfall Armpad, Left	NC

### Side Guards *(Pair)* \$

400SG46	Side Guards Mounted On Seat Rail Bracket <i>(Only with Cantilever Armrests) (N/A with Thigh Supports)</i>	\$351.00
---------	---	----------


## POSITIONING SUPPORTS & ACCESSORIES

OPTION	DESCRIPTION	RETAIL
<b>Centermount Legrest (400H36 is Client Cost)</b>  P. 17		\$
400H34	Fixed Centermount Legrest, Short <i>(Includes Calf Pads) (12.5" to 15.5" Leg Length)</i>	NC
400H35	Fixed Centermount Legrest, Long <i>(Includes Calf Pads) (14.5" to 19.5" Leg Length)</i>	NC
400H123	Angle Adjustable Centermount Legrest, Small <i>(Includes Calf Pads) (3" to 7" Leg Length)</i>	\$432.00
400H124	Angle Adjustable Centermount Legrest, Medium <i>(Includes Calf Pads) (3" to 13" Leg Length)</i>	\$432.00
400H36	Power Centermount Legrest, 90° to 0°, 7.5" Extension <i>(Power Articulation) (3" to 17.5" Leg Length)</i>	\$3,384.00
<b>Angle Adjustable Centermount Footplates</b>		
400F32	Dual Angle Adjustable Footplates, Small <i>(5.75" x 6")</i>	\$232.00
400F33	Dual Angle Adjustable Footplates, Large <i>(5.75" x 10")</i>	\$232.00
<b>Fixed Centermount Footplates</b>		
400F45	Single/Dual Footplate	NC
<b>Power Centermount Footplates</b>		
400F127	Dual, Height, Width and Angle Adjustable, Standard <i>(14"W x 10"D)</i>	\$280.00
400F128	Dual, Height, Width and Angle Adjustable, Large <i>(16"W x 12"D)</i>	\$280.00
<b>Power Centermount Calf Pads</b>		
400DI34	Calf Pads, Pair, Standard Integral Foam	NC
400DI35	Calf Pads, Pair, Padded <i>(N/A w/std footplate)</i>	\$351.00
<b>Swing-Away Legrest (Pair)</b>		\$
400H196	70° Swing-Away <i>(13.5" to 16" Leg Length)</i>	NC
400H197	80° Swing-In/Out <i>(Front Mount) (5.5" to 9" Leg Length)</i>	NC
400H198	90° Swing-In/Out <i>(Front Mount) (5.5" to 9" Leg Length)</i>	NC
400H51	Manual Elevating Legrests, Swing-Away <i>(12.5" to 17" Leg Length)</i>	\$400.00
400HI76	Omit Legrests	NC
<b>Swing-Away Legrest Footplates</b>		
400F115	Small Angle Adjustable Flip-Up Footplates <i>(Requires Leg Strap)</i>	\$232.00
400F116	Standard Angle Adjustable Flip-Up Footplates <i>(Requires Heel Loop)</i>	\$232.00
<b>Swing-Away Legrest Options</b>		
400DI09	Leg Strap	NC
400DI10	Heel Loops	NC
400DI53	2" Hanger Extension <i>(7.5" to 11" Leg Length) (Available w/Swing-In/Out)</i>	\$96.00
400DI54	High Mount Extension <i>(7" to 14" Leg Length) (Available w/Swing-Away)</i>	\$96.00
<b>Pelvic Positioning Belts</b>  P. 17		
400A837	Positioning Belt, Auto Style Buckle, 50 mm 1600 mm / 2"	NC
400A839	Positioning Belt, Aircraft Buckle, 50 mm x 1300 mm / 2"	NC
400A840	Positioning Belt, Aircraft Buckle, Padded 50 mm x 1300 mm / 2"	\$101.00
400A845	Bodypoint – Evoflex Pelvic Stabilizer Belt	\$213.00
400A846	Bodypoint – Evoflex Pelvic Stabilizer Belt with Extension	\$267.00

## POSITIONING SUPPORTS & ACCESSORIES

OPTION	DESCRIPTION	RETAIL
<b>Accessories</b>		\$
<b>Ventilator Option</b>		
400VT12	Vent Tray Fixed ( <i>Pulmonetic LTV Models</i> )	\$600.00
<b>O2 Tank Option</b>		
400A718	O2 Tank Holder Mounted to Backrest ( <i>D and E Styles</i> )	\$385.00
<b>Wheelchair Tray Table</b>		
4007A09	Tray, Swing-Away	\$375.00
<b>Backpack (Client Cost)</b>		
400A1	Black Utility	\$110.00
<b>Misc. Accessories (Client Cost)</b>		
4008A59	Transfer Bar ( <i>Pair</i> )	\$486.00
4008A52	Ram Mount Phone	\$76.00
4008A53	Ram Mount Tablet	\$303.00
4008A54	Ram Mount Cup Holder	\$76.00
4008A58	Rear View Mirror	\$76.00
400A610	Walker Holder	\$188.00
400A608	Cane/Crutch Holder	\$113.00
4009A10	Utility Hooks	\$57.00



## JOYSTICK / ELECTRONICS

<b>VR-2 Joystick</b>		\$
400J127	VR-2 Joystick	NC
<b>R-net Joystick (Remote)</b>  P. 18		\$
400J121	Standard LED Joystick ( <i>w/o Screen Display</i> )	NC
400J116	Color Joystick ( <i>2.3" Color LCD Screen Display, CJSM1</i> )	NC
400J118	High Resolution Color Joystick, (CJSM2+BT) <b>(Client Cost)</b> <i>3.5" Color LCD Display, Paddle Switches, Programmable Shortcut Keys, ICONs, Stereo Jack, IR and dual (IOS/Android) Bluetooth control</i>	\$1,245.00
400J119	Omit Remote Control ( <i>Required with arm mounted specialty controls</i> )	NC
<b>Joystick Mounting</b>		\$
400JM34	Fixed on Armrest	NC
400JM35	Parallel Swing-Away	\$440.00
400JM36	Link-It Mid Line Mount on Armrest ( <i>Swing-Away</i> )	\$440.00
<b>Joystick Mount (Location)</b>		\$
400HM16	Right Hand Armrest	NC
400HM17	Left Hand Armrest	NC
<b>Display Language Selection R-net</b>		\$
400L1	English	NC
400L3	French	NC
400L7	Spanish	NC

**JOYSTICK / ELECTRONICS**

OPTION	DESCRIPTION	RETAIL
<b>Joystick Handle (Optional) <i>N/A with HD Joystick</i>  P. 18</b> \$		
400JH13	Ball Handle	\$108.00
400JH15	T-Handle	\$108.00
400JH24	Bodypoint – Rubber Dome Joystick Handle	\$213.00
400JH25	Bodypoint – U-Shaped Joystick Handle (3")	\$213.00
400JH26	Bodypoint – Grooved Mushroom Joystick Handle	\$213.00
<b>Electronic Programmers  P. 19</b> \$		
400PR10	R-net PC Programmer w/ Dongle	\$696.00
<b>R-net Power Modules  P. 19</b> \$		
400ER12	Power Module, VR-2 90A, Non-Expandable	NC
400ER13	Power Module, R-net, 90A, Expandable <i>(Required for Specialty Controls or 3+ Actuators)</i>	NC
400EX11	Expandable 90A Controller - R-net	NC
400EX12	Harness for 90A Expandable Controller	NC
<b>Seating Control (Client Cost)  P. 19</b> \$		
<b>Powered Seating Control</b>		
400E040	Omit Thru-Drive <i>(Requires Switch Control)</i>	NC
400E037	Thru-drive Control for 1 Actuator	\$1,422.00
400E038	Thru-drive Control for 2+ Actuators	\$2,860.00
<b>Switch Control <i>(Available with Omit Thru-Drive only) (1 Actuator for Tilt or Elevate only)</i></b>		
400E033	Dual Toggle for 1 Actuator	NC
400E034	2.5" Single Button Switch for 1 Actuator <i>(Button switches are not mounted)</i>	NC
400E041	Ctrl+5 Switch Box for 2 Actuators or more	NC
<b>Additional Power Seating Control <i>(Available with Thru-Drive only)</i></b>		
400QG11	Ctrl+5 Switch Box with Free Assignable Functions	\$1,062.00
<b>Dual Toggle Mounting Location</b>		
400TN1	Toggle Mount, Right	NC
400TN2	Toggle Mount, Left	NC
<b>Ctrl+5 Mounting location</b>		
400EY19	Right Armrest	NC
400EY20	Left Armrest	NC
400EY21	Back Cane, Right	NC
400EY24	Back Cane, Left	NC
<b>Ctrl+5 Switch Type</b>		
400EY22	Push Buttons	NC
400EY23	Toggle Switches	\$351.00

**JOYSTICK / ELECTRONICS**

OPTION	DESCRIPTION	RETAIL
<b>Attendant Controls (Prior Approval Required)</b>  P. 19 <span style="float: right;">\$</span>		
4000A05	Dual Control Module for Attendant	\$1,207.00
4000A06	R-net Color LCD (CJSM1), Control Attendant Only	\$1,207.00
<b>Attendant Mounting Location</b> <span style="float: right;">\$</span>		
400DN5	Right Back Cane	NC
400DN6	Left Back Cane	NC
<b>R-net Programming</b> <span style="float: right;">\$</span>		
<b>Assignable Buttons</b>		
<i>Assignable Button feature allows for personalization of joystick buttons and/or Ctrl+5 Switches allowing access to various wheelchair and seating functions. When enabled, chair will be pre-programmed with seating functions assigned to buttons on the joystick. Assignments can be changed via PC Dongle.</i>		
400PM12	Include Assignable Buttons	NC
<b>Power Centermount Footplate Extension Option</b>		
400IE03	Include 7.5" Powered Footplate Extension for Transfer Assist ( <i>Electronics programmed to allow footplates to be extended with or without legrest being raised.</i> ) Only Available with Powered Articulation	\$583.00
<b>R-net Omni2 Options</b>  P. 19 <i>For Expandable Controls, choose all that apply. (AADL W100 Grant)</i> <span style="float: right;">\$</span>		
4000N14	R-net Omni2 Only Input Control Module and 3.5" LCD Display w/ Built-In Infrared and Bluetooth® Choose Mount Below	\$2,349.00
4000N15	R-net Omni2 Bundled Input Control Module and 3.5" LCD Display w/ Built-In Infrared and Bluetooth® Bundled Omni2 Available w/ Switch-It Input Devices	NC
<b>Omni2 Mount</b> <i>If used w/ Standard Joystick, it must be mounted opposite side. (AADL W100 Grant)</i> <span style="float: right;">\$</span>		
400DS14	Link-It with Parallel Swing-Away Omni2 Mount w/Rear Mounted Interface, Right	\$688.00
400DS15	Link-It with Parallel Swing-Away Omni2 Mount w/Rear Mounted Interface, Left	\$688.00

**SPECIALTY INPUT DEVICES (AADL W100 Grant)**

OPTION	HCPC	DESCRIPTION	RETAIL
--------	------	-------------	--------

**Hand Control Packages** *(Requires Standard Joystick Omit / Only one hand control device can be ordered.)* (AADL W100 Grant) \$**Proportional Input Devices**  P. 19

400EU14		Switch-It MicroGuide	\$4,574.00
400EU15		Switch-It MicroPilot	\$4,574.00
400EU17		Switch-It VersaGuide	\$2,519.00
400EU18		Switch-It VersaGuide EZ	\$2,978.00

**Mounting Position (Required)**  P. 20

400EM05		Link-It to the Fixed Joystick Mount	\$410.00
400EM06		Link-It to the Parallel Swing-Away Joystick Mount	\$410.00
400EM07		Link-It to the Midline Swing-Away	\$1,458.00
400EM08		Omit Mount	NC

**Mounting Platforms (Optional)** *Not available w/ Link-It to Backrest*

400MG16		SunDisk Hand Tray <i>(Only available w/ MicroSeries Joysticks)</i>	\$410.00
400MG15		Bullet Hand Tray	\$410.00

**Mounting Location (Required)**

400IM09		Right	NC
400IM10		Left	NC

**Switch Options**

–		See Switch Selections <i>(Maximum 2)</i>	–
---	--	--	---

**Head Control Packages**  P. 19 *(Select headrest mount on next page)* (AADL W100 Grant) \$*Only one head control device can be ordered.***Proportional Input Devices**

400EU25		Switch-It DualPro® Proportional Head Array - Facial Pads	\$6,953.00
400EU26		Switch-It DualPro® Proportional Head Array - Spot Pads	\$6,953.00

**Switched Input Devices**

400EU28		Switch-It 3-Switch Head Array - Short Curved Wings	\$6,063.00
400EU30		Switch-It 3-Switch Head Array - Long Curved Wings	\$6,063.00



**Switch Options**

–		See Switch Selections <i>(Maximum 2)</i>	–
---	--	--	---

**Sip 'N Puff (AADL W100 Grant)** \$

400ID73		Switch-It Sip 'N Puff Combo Head Array with Link-It Hardware <i>(Requires headrest mount)</i>	\$6,933.00
400ID74		Switch-It OptiStop with Sip 'N Puff	\$2,700.00

## SPECIALTY INPUT DEVICES

OPTION	DESCRIPTION	RETAIL
<b>Headrest Mounts</b> <i>(Applies to Head/Sip 'N Puff control packages)</i> <b>(Seating Benefits)</b>		\$
400IJ13	Whitmyer® Linx Headrest Mount with Quick Release	\$188.00
400IJ14	Whitmyer® Linx-2 Headrest Mount with Quick Release	\$229.00
400IJ15	Whitmyer® AXYS Headrest Mount with Quick Release	\$121.00
<b>Chin Control Packages</b> <b>(AADL W100 Grant)</b>		\$
<b>Proportional Input Devices</b>  <b>P. 19</b>		
400EU34	Switch-It MicroGuide <i>(Switches mounted to the headrest only.)</i>	\$4,574.00
400EU35	Switch-It MicroPilot <i>(Switches mounted to the headrest only.)</i>	\$4,574.00
400EU36	Switch-It VersaGuide	\$2,519.00
400EU37	Switch-It VersaGuide EZ	\$2,978.00
<b>Mounting Position</b>  <b>P. 20</b>		
400EM09	Link-It To Chin Harness, Small (150mm / 6")	\$1,734.00
400EM10	Link-It To Chin Harness, Large (220mm / 8")	\$1,734.00
400EM11	Link-It To Headrest, Swing-Away	\$1,734.00
400EM16	Omit Mount	NC
<b>Input Device Mounting Location</b>		
400IM13	Right	NC
400IM14	Left	NC
<b>Switch Options</b>		
–	See Switch Selections <i>(Minimum 1 for the Power Chin Boom, Maximum 3)</i>	–
<b>Safety Devices</b> <b>(AADL W100 Grants)</b>		\$
400SA06	Switch-It Remote Stop Switch - XLR Connector	\$1,298.00
<b>Switched Driving Packages</b> <b>(AADL W100 Grants)</b>		\$
400SW44	Switch-It™ Cool Cube with DB9 connector for proximity/proportional switch driving. <i>(Pro Spot proportional switches are required if proportional driving is desired.)</i> <i>(For non-proportional driving, single switches can be used.)</i>	\$3,736.00

## SPECIALTY INPUT DEVICES (AADL W10 Grants)

OPTION	DESCRIPTION	RETAIL
--------	-------------	--------

Switches  P. 20

Single switches can be programmed to activate any function of the wheelchair including: On/Off, Mode, Profile, Speeds, Seating, Memory Positions, Horn, Lights & Indicators, IR functions, Bluetooth mouse clicks, Environmental Controls when plugged into assignable port.

Switches can connect via: Joysticks (Standard, Micro series, Versa series) Omni2, SJX6 Hub, head controls.

**Switch ordering instructions:**

1. Select switch type and quantity in Section "A" using columns below. (Max 6 switches. See limitations below.)
2. Select switch mounting position from Section "B" using corresponding switch column.
3. Select switch mounting location from Section "C" using corresponding switch column.

**Section A – Switch Selections****Switch / Quantity**

<b>Single Function Switches - Mechanical Switches</b>	Switch 1	Switch 2	Switch 3	Switch 4	Switch 5	Switch 6	\$
2.5" Single Switch - Black							\$108.00
2.5" Single Switch - Blue							\$108.00
2.5" Single Switch - Green							\$108.00
2.5" Single Switch - Red							\$108.00
2.5" Single Switch - Yellow							\$108.00
Egg Switch - Black							\$108.00
Egg Switch - Blue							\$108.00
Egg Switch - Green							\$108.00
Egg Switch - Red							\$108.00
Egg Switch - Yellow							\$108.00
MicroLite <i>(Includes color labels)</i>							\$113.00
Mini Button 1 - Blue <i>(Velcro)</i>							\$303.00
Mini Button 1 - Green <i>(Velcro)</i>							\$303.00
Mini Button 1 - Red <i>(Velcro)</i>							\$303.00
1" Single Switch - Black							\$382.00
1" Single Switch - Blue							\$382.00
1" Single Switch - Green							\$382.00
1" Single Switch - Orange							\$382.00
1" Single Switch - Red							\$382.00
1" Single Switch - Yellow							\$382.00
<b>Electronic Switches</b>							
Flex Switch (Headrest mount only)							\$534.00
<b>ProSpot - Proportional Switches</b>							
ProSpot Proportional Switch - Red							\$534.00
ProSpot Proportional Switch - Green							\$534.00
ProSpot Proportional Switch - Blue							\$534.00
ProSpot Proportional Switch - Yellow							\$534.00
ProSpot Proportional Switch - Orange							\$534.00

**Section B – Switch Mounting Position**

Link-It to the Backrest <i>(Up to 1 per side)</i>							\$1,388.00
Link-It to the Headrest - Gooseneck & Rigid <i>(Up to 2 per side)</i>							\$1,734.00
Link-It to the Fixed Joystick Mount <i>(Up to 2 per side)</i>							\$410.00
Link-It to the Parallel Swing-Away Joystick Mount <i>(Up to 2 per side)</i>							\$410.00
Link-It to the Seat Rail <i>(Up to 2 per side)</i> <i>(Not avail w/knee &amp; thigh supports)</i>							\$548.00
Omit Mount <i>(includes Velcro)</i>							NC

**Section C – Switch Mounting Location**

Right side of chair							NC
Left side of chair							NC

**Joystick Integrated Switches (Pair)**

400J003	–	Proximity Switches on Flex Mount, Pair <i>(Used with VersaGuide/VersaGuide EZ)</i>					\$1,382.00
---------	---	--	--	--	--	--	------------





ZIPPIE Q300 M Mini		\$
Base Price		
Total of additional equipment		
Packaging and transport		
Total Price		

Date			Signature
------	--	--	-----------

Month      Day      Year



Customer Service: (800) 263-3390  
 Fax: (800) 561-5834  
 E-mail: cscanada@sunmed.com  
 www.sunrisemedical.ca  
 Specifications are subject to change  
 without notice

© 2024 Sunrise Medical Canada Inc.  
 237 Romina Drive, Unit 3  
 Concord, ON  
 L4K 4V3  
 MK-129924-CAN Rev.8