


ORDER FORM



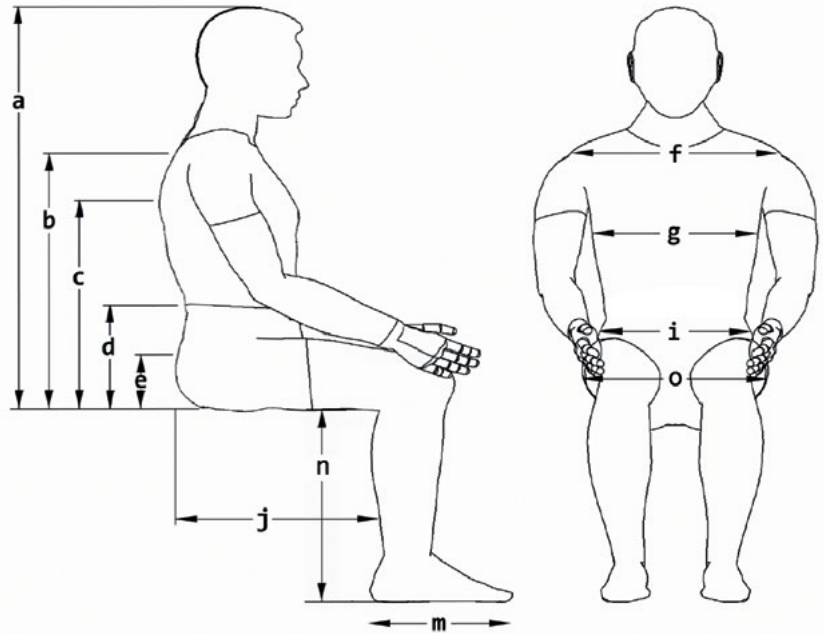
Q500M with Captain's Seat

EIPW30

Customer		Ship To	
Account #		Name	
Date		Address	
PO#		City	
Buyer		Province	Postal Code
Mark For		Phone	

Client Measurements

a) Top of head to seat	in
b) Top of shoulder to seat	in
c) Underarm to seat	in
d) Elbow to seat	in
e) Top of leg to seat	in
f) Shoulder width	in
g) Chest width	in
i) Hip width	in
j) Actual sitting depth	in
m) Foot length	in
n) Knee to foot	in
o) Seat width	in



Notes

Chair Specifications

Weights starting at: (with Batteries)	NCC: 277 lbs SCC: 301 lbs
Power Seating	50° CG Tilt / 12" seat elevator
Seat Type	Captain's Seat w/ 25° Adjustable Recline
Seat Size Range	Width 16" to 20" Depth 16" to 22"
Seat-to-Floor Height Range	17" to 19"

Mid-Wheel Drive Base Specifications

Drive Wheel Position	Mid-wheel drive
User Weight Capacity	300 lbs.
Base Size	Width 24", Length 33"
Minimum Turning Radius	18.5" (excludes footplates)
Drive Control	R-net PM 90A / VR-2 90A
Driving Range	Up to 12 miles
Drive Motors	4-pole 6 mph / 10 kph
Drive Wheels	13" w/flat-free inserts (black)
Casters	7" front / 7" rear (black)
Charger	8A Dual Mode (Compact)
Battery Size	Group 34 / Group 22
Color	8 shroud colors and 7 color accents
Ground Clearance	3"

BASE			
OPTION		DESCRIPTION	RETAIL
Standard Duty Mid Wheel Drive Base <i>End Item Number ELPW30 (Captain's Seat)</i>			\$
300PC218		Quickie Q500 M NCC No Power Captain Seat and Back Included in Base Pricing : Q500 M Base, VR-2 90amp Electronics for No Power Seat Functions, 6-wheel Suspension System, 13" Drive Wheels with Dual Density Inserts, 7" Flat Free Casters, ISO Occupied Tie-Down Brackets and 8amp Charger. Max Speed = 6mph, Weight Capacity = 300lbs., STFH = 17".	\$8,274.00
300PC219		Quickie Q500 M SCC Single Power Option Captains Seat and Back Included in Base Pricing : Q500 M Base, VR-2 90amp Electronics for No Power Seat Functions, 6-wheel Suspension System, 13" Drive Wheels with Dual Density Inserts, 7" Flat Free Casters, ISO Occupied Tie-Down Brackets and 8amp Charger. Max Speed = 6mph, Weight Capacity = 300lbs., STFH = 17".	\$8,274.00
300PC220		Quickie Q500 M NCC No Power Captains Seat Back and Solid Seat Included in Base Pricing : Q500 M Base, VR-2 90amp Electronics for No Power Seat Functions, 6-wheel Suspension System, 13" Drive Wheels with Dual Density Inserts, 7" Flat Free Casters, ISO Occupied Tie-Down Brackets and 8amp Charger. Max Speed = 6mph, Weight Capacity = 300lbs., STFH = 17".	\$8,274.00
300PC221		Quickie Q500 M SCC Single Power Option Captains Seat Back and Solid Seat Included in Base Pricing : Q500 M Base, VR-2 90amp Electronics for No Power Seat Functions, 6-wheel Suspension System, 13" Drive Wheels with Dual Density Inserts, 7" Flat Free Casters, ISO Occupied Tie-Down Brackets and 8amp Charger. Max Speed = 6mph, Weight Capacity = 300lbs., STFH = 17".	\$8,274.00
User Weight			\$
300WG23		Up to 300 lbs.	NC
Motor Package			\$
300PF99		4-pole 10 kph / 6 mph <i>(Standard for Group 3 K0848, K0849, K0856, K0857)</i>	NC
Tracking			\$
300MI01		SureTrac® Module & Motor Encoders (Improves Drive Tracking)	\$1,671.00
Drive Wheels  P. 10			\$
300DW69		Drive Wheel, 13", Dual Density, Knobby, Black	NC
Caster Wheels  P. 10			\$
300CW59		Caster Wheels 7", Solid, Black	NC
Shroud Color			\$
300C119		Matte Black	NC
300C165		Candy Apple Red	NC
300C166		Candy Blue	NC
300C167		Candy Purple	NC
300C176		Green Apple	NC
300C178		Pearl Pink	NC
300C182		Silver	NC

BASE

OPTION	DESCRIPTION	RETAIL
--------	-------------	--------

Color Accents \$

Note: Accent colors and shroud colors may not match.

300EZ20	Apple Green	NC
300EZ22	Black	NC
300EZ21	Blue	NC
300EZ23	Orange	NC
300EZ24	Red	NC
300EZ25	Silver	NC
300EZ19	White	NC

ISO Transit Tie Downs \$

300T050	ISO Transit Package	NC
---------	---------------------	----

LED Lights  P. 10 \$

300LI04	LED Lights and Indicators	\$1,207.00
300LI08	LED Fender Lights <i>(Single Switch Activation)</i>	\$636.00
300LI02	Omit LED Lights	NC

Seat Heights \$

	Seat Height	Power Seating with Tilt	Power Seating with Elevate	No Power Seating	
300HT55	17"	N/A	N/A	Group 34	NC
300HT104	17.5"	N/A	N/A	Group 34	NC
300HT56	18"	Group 34	N/A	Group 34	NC
300HT105	18.5"	Group 34	Group 34	Group 34	NC
300HT57	19"	Group 34	Group 34	Group 34	NC

Batteries and Chargers  P. 10 \$

Group 34 Battery Options

300AG27	GP34 Flat Top Pair w/Straps MK Gel	\$941.00
300AG29	GP34 Flat Top Pair w/Straps Brightway AGM	\$850.00

Group 22 Battery

300AG31	GP22 Flat Top Pair w/Straps	\$668.00
---------	-----------------------------	----------

Omit Batteries

300AG24	Battery Harnesses Only <i>(Omit Batteries)</i>	NC
---------	--	----

Chargers

300BJ30	10A Dual Mode (Compact)	\$160.00
300BJ19	8A Dual Mode (Compact)	NC

SEATING

OPTION	DESCRIPTION	RETAIL
--------	-------------	--------

Power Seating Options  P. 10 \$

Seat Elevator

300PI07	Seat Elevator, Powered, 300 mm / 12"	\$3,426.00
---------	--------------------------------------	------------

Seat Tilt

300PA48	Posterior 50° Tilt	\$8,535.00
---------	--------------------	------------

Pre Set Seat Frame Angle (No Power Seating Options, Increases Seat to Floor Height) \$

300FA10	0° (Adds 0" to STFH)	NC
300FA3	3° (Adds 1" to STFH)	NC

Backrest Frame Type \$

300BF08	Captain Seat Frame (Includes Back Cushion)	NC
---------	--	----

Seat Cushion Type \$

300ST77	Captain's Cushion (See Section A)	NC
300ST80	JAY® (See Section B)	NC
300ST75	Omit	NC

A - Seat Size \$

Seat Pan Width		Available Depths		
300R53	16"	16" to 18"		NC
300R55	18"	16" to 20"		NC
300R57	20"	18" to 22"		NC

Seat Pan Depth (Front of Seat Pan to Back Structure. Back Cushions Can Cause 2" Loss of Effective Depth)

300RF51	16"	NC
300RF45	17"	NC
300RF46	18"	NC
300RF47	19"	NC
300RF48	20"	NC
300RF49	21"	NC
300RF50	22"	NC



SEATING

OPTION	DESCRIPTION	RETAIL
--------	-------------	--------

B - JAY® Seat Cushion  P. 10 \$

300CU59	JAY® Ion® (Sizes 16" - 20" Wide)	\$498.00
300CU61	JAY® Union® (Sizes 16" - 20" Wide)	\$753.00
300CU64	JAY® Fusion® (Sizes 16" - 20" Wide)	\$1,030.00
300CU104	JAY® Fusion® with Cryo™ Technology (Sizes 16" - 20" Wide)	\$1,135.00

POSITIONING SUPPORTS & ACCESSORIES

OPTION	DESCRIPTION	RETAIL
Armrest Structure \$		
300EG37	Flip Back <i>(Includes Waterfall Arm Pads) (Height Adjustable 11" to 14")</i>	NC
Fixed Centermount Legrest \$		
300H183	SEDEO Fixed Centermount Legrest <i>(3" to 17.5" Leg Length)</i>	\$346.00
300H184	Fixed Centermount Legrest, Short <i>(Includes Calf Pads and Single Footplate) (11.5" to 14.5" Leg Length)</i>	NC
300H185	Fixed Centermount Legrest, Long <i>(Includes Calf Pads and Single Footplate) (13.5" to 18.5" Leg Length)</i>	NC
Power Centermount Legrest  P. 10 \$		
300H175	Power Centermount Legrest, 90° - 0° Angle, 7.5" Extension <i>(Mechanical Articulation) (5" to 17.5" Leg Length)</i>	\$2,450.00
300H109	Power Centermount Legrest, 90° - 0° Angle, 7.5" Extension <i>(Powered Articulation) (3" to 17.5" Leg Length)</i>	\$3,384.00
Centermount Legrest Accessories \$		
Footplates		
300F127	Dual, Height, Width and Angle Adjustable, Standard (14"W x 10"D)	\$280.00
300F128	Dual, Height, Width and Angle Adjustable, Large (16"W x 12"D)	\$280.00
Calf Pad Options		
300DI34	Calf Pads, Pair, Standard Integral Foam	NC
300DI35	Calf Pads, Pair, Padded <i>(N/A w/ Std footplate)</i>	\$351.00
Pelvic Positioning Belts  P. 10		
300A837	Positioning Belt, Auto Style Buckle, 50 mm 1600 mm / 2"	NC
300A839	Positioning Belt, Aircraft Buckle, 50 mm x 1300 mm / 2"	NC
300A840	Positioning Belt, Aircraft Buckle, Padded 50 mm x 1300 mm / 2"	\$101.00
300A845	Bodypoint – Evoflex Pelvic Stabilizer Belt	\$213.00
300A846	Bodypoint – Evoflex Pelvic Stabilizer Belt with Extension	\$267.00
Accessories \$		
O2 Tank Option		
300A718	O2 Tank Holder Mounted to Backrest <i>(D and E Styles)</i>	\$385.00
Captain's Accessories		
300A608	Cane / Crutch Holder	\$113.00
300A610	Walker Holder	\$188.00
Misc. Accessories		
3008A52	Ram Mount Phone	\$76.00
3008A53	Ram Mount Tablet	\$303.00
3008A54	Ram Mount Cup Holder	\$76.00
3009A10	Utility Hooks	\$57.00
Medial Thigh Support		
3008A80	Medial Thigh Support	\$267.00
3008A81	Pommel Swing-Away Hardware	\$384.00

JOYSTICK / ELECTRONICS			
OPTION		DESCRIPTION	RETAIL
VR-2 Joystick			\$
300J127		VR-2 Joystick	NC
R-net Joystick (Remote)  P. 11			\$
300J121		Standard LED Joystick (w/o Screen Display)	NC
300J116		Color Joystick (2.3" Color LCD Screen Display, CJSM1)	NC
300J118		High Resolution Color Joystick, (CJSM2+BT) 3.5" Color LCD Display, Paddle Switches, Programmable Shortcut Keys, ICONs, Stereo Jack, IR and dual (IOS/Android) Bluetooth control	\$1,145.00
300J119		Omit Remote Control	NC
Joystick Mounting			\$
300JM34		Fixed on Armrest	NC
300JM35		Parallel Swing-Away	\$440.00
300JM36		Link-It Mid Line Mount on Armrest (Swing-Away)	\$440.00
Joystick Mount (Location)			\$
300HM16		Right Hand Armrest	NC
300HM17		Left Hand Armrest	NC
Display Language Selection R-net			\$
300L1		English	NC
300L3		French	NC
300L7		Spanish	NC
Joystick Handle (Optional)  P. 11			\$
300JH13		Ball Handle	\$108.00
300JH15		T-Handle	\$108.00
300JH24		Bodypoint – Rubber Dome Joystick Handle	\$213.00
300JH25		Bodypoint – U-Shaped Joystick Handle (4 in)	\$213.00
300JH26		Bodypoint – Grooved Mushroom Joystick Handle	\$213.00
Electronic Programmers  P. 11			\$
300PR10		R-net PC Programmer w/ Dongle	\$696.00
R-net Power Modules  P. 11			\$
300ER12		Power Module, VR-2 90A, Non-Expandable	NC
300ER22		Power Module, R-net, 90A, Non-Expandable (Only available with single power)	NC
300ER13		Power Module, R-net, 90A, Expandable	\$100.00
300EX11		Expandable 90A Controller - R-net	NC
300EX12		Harness for 90A Expandable Controller	NC

JOYSTICK / ELECTRONICS

OPTION	DESCRIPTION	RETAIL
--------	-------------	--------

Seating Control  P. 11

\$

Powered Seating Control

300E040	Omit Thru-Drive <i>(Requires Switch Control)</i>	NC
300E037	Thru-drive Control for 1 Actuator	\$1,422.00
300E038	Thru-drive Control for 2+ Actuators	\$2,860.00

Switch Control *(Available with Omit Thru-Drive only) (1 actuator for Tilt or Elevate only)*

300E033	Dual Toggle for 1 Actuator	NC
300E034	2.5" Single Button Switch for 1 Actuator <i>(Button switches are not mounted)</i>	NC
300E041	Ctrl+5 Switch Box for 2 Actuators or More	NC

Additional Power Seating Control *(Available with Thru-Drive only)*

300QG11	Ctrl+5 Switch Box with Free Assignable Functions	\$1,062.00
---------	--	------------

Dual Toggle Mounting Location

300TN1	Toggle Mount, Right	NC
300TN2	Toggle Mount, Left	NC

Ctrl+5 Mounting Location

300EY19	Right Armrest	NC
300EY20	Left Armrest	NC

Ctrl+5 Switch Type

300EY22	Push Buttons	NC
300EY23	Toggle Switches	\$351.00

R-net Programming

\$

Assignable Buttons

Assignable Button feature allows for personalization of joystick buttons and/or Ctrl+5 Switches allowing access to various wheelchair and seating functions. When enabled, chair will be pre-programmed with seating functions assigned to buttons on the joystick. Assignments can be changed via PC Dongle.

300PM12	Include Assignable Buttons	NC
---------	----------------------------	----

Power Centermount Footplate Extension Option

300IE03	Include 7.5" Powered Footplate Extension for Transfer Assist <i>(Electronics programmed to allow footplates to be extended with or without legrest being raised.) Only Available with Powered Articulation</i>	\$583.00
---------	--	----------



Q500 M with Captain's Seat

\$

Base Price

Total of additional equipment

Packaging and transport

Total Price

Date

Signature

Month

Day

Year



Customer Service: (800) 263-3390
Fax: (800) 561-5834
E-mail: cscanada@sunmed.com
www.sunrisemedical.ca
Specifications are subject to change without notice.

© 2024 Sunrise Medical Canada Inc.
1000 Creditstone Road, Unit 2
Concord, Ontario
L4K 4P8

MK-129645-CAN Rev. 12