



Quickie 2 Lite

February 2024

EIQ2X

Mark For:

Date: _____
 Dealer Acct #: _____
 Dealer: _____
 Dealer Contact: _____
 Dealer Address: _____
 Dealer City: _____ PR: _____ PC: _____
 Dealer Phone: () _____ Fax: () _____
 Confirmation Email: _____
 Confirm Via: Fax Email

Submitting for: Quote Order

PO#: _____
ADDITIONAL SHIPPING INFORMATION
 Ship To: _____
 Attention: _____
 Address: _____
 Address: _____
 Ship To City: _____ PR: _____ PC: _____
 Ship To Phone: () _____ Fax: () _____

✓ Option # Definition Price ✓ Option # Definition Price

1. FRAME

Base model

<input type="checkbox"/>	002WM58	Quickie 2 Lite QLT	\$2,909.00
--------------------------	---------	--------------------	------------

Transit Option

<input type="checkbox"/>	002TO49	Transit System WC19	NC
--------------------------	---------	---------------------	----

Frame Style (265 lbs. Weight Capacity)

See figure 1. Measure from front frame to floor

<input type="checkbox"/>	002FS31	Swing Away Frame	NC
<input type="checkbox"/>	002FS32	Fixed Front 70 ^U	NC
<input type="checkbox"/>	002FS33	Fixed Front 80 ^U	NC

Frame Inset (Fixed Front Only)

See **FIGURE 2** Frame inset is the distance from the outside of the seat tube to the outside of the footrest. Footrest width = frame width minus 2.

<input type="checkbox"/>	002FF1	0"	NC
<input type="checkbox"/>	002FF2	1" N/A for 14" and 15" Wide using composite angle adj footrest	NC

2. SIZE / SEATING

Frame Width

See **FIGURE 2** Measured from outside of seat tube to the outside of opposite seat tube.

<input type="checkbox"/>	002W5	14"	NC
<input type="checkbox"/>	002W6	15"	NC
<input type="checkbox"/>	002W7	16"	NC
<input type="checkbox"/>	002W8	17"	NC
<input type="checkbox"/>	002W9	18"	NC
<input type="checkbox"/>	002W10	19"	NC
<input type="checkbox"/>	002W11	20"	\$303.00

Seat Depth

See **FIGURE 1** and **Seat Squeeze Matrix** Measured from back canes to front edge of upholstery.

<input type="checkbox"/>	002SD7	14" Front of seat sling 2" behind front edge of frame.	NC
<input type="checkbox"/>	002SD8	15"	NC
<input type="checkbox"/>	002SD9	16"	NC
<input type="checkbox"/>	002SD10	17"	NC
<input type="checkbox"/>	002SD11	18"	NC
<input type="checkbox"/>	002SD72	19"	\$303.00
<input type="checkbox"/>	002SD13	E2203 20"	\$303.00

Frame Depth

If growth is desired Seat Depth (*) may be ordered up to 2" smaller on swing away frames and up to 3" on fixed front frames.

<input type="checkbox"/>	002FD5	14"	NC
<input type="checkbox"/>	002FD6	15"	NC
<input type="checkbox"/>	002FD7	16" (*)	NC
<input type="checkbox"/>	002FD8	17" (*)	NC
<input type="checkbox"/>	002FD9	18" (*)	NC
<input type="checkbox"/>	002FD10	19" (*)	NC
<input type="checkbox"/>	002FD36	20" (*)	NC

Seat Sling

<input type="checkbox"/>	002SL1	Standard Seat Sling	NC
<input type="checkbox"/>	002SL6	Omit Seat Sling	NC

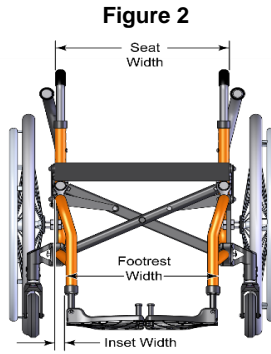
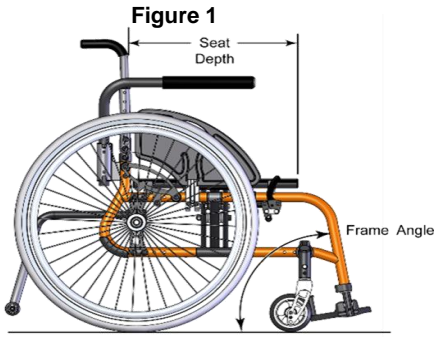
JAY Cushions (Optional)

To order any JAY cushions on-chair, please see the JAY price list.

Cushion name or part number must be filled out with desired width and depth

<input type="checkbox"/>	002JC20	JAY Bundled Cushion	Price List
		Cushion Name or Part # _____	
		Width: _____ Depth: _____	

2. SIZE / SEATING (CONT)



Seat Squeeze Matrix	
Seat Depth	Max Seat Squeeze
14"-15"	2.0"
16"-19"	2.5"
20"	3.0"

3. CASTERS / SEAT HEIGHT

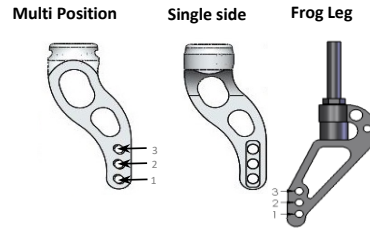
Front Seat Height

20" Max height for Fixed front. 20.5"-21" Only available in Swing Away

<input type="checkbox"/> 002SH42	14.5"	NC	<input type="checkbox"/> 002SH18	18.0"	NC
<input type="checkbox"/> 002SH12	15.0"	NC	<input type="checkbox"/> 002SH20	18.5"	NC
<input type="checkbox"/> 002SH13	15.5"	NC	<input type="checkbox"/> 002SH21	19.0"	NC
<input type="checkbox"/> 002SH14	16.0"	NC	<input type="checkbox"/> 002SH23	19.5"	NC
<input type="checkbox"/> 002SH15	16.5"	NC	<input type="checkbox"/> 002SH24	20.0"	NC
<input type="checkbox"/> 002SH16	17.0"	NC	<input type="checkbox"/> 002SH26	20.5"	NC
<input type="checkbox"/> 002SH17	17.5"	NC	<input type="checkbox"/> 002SH27	21.0"	NC

Caster Fork

<input type="checkbox"/> 002CF65	Multiple Position	NC
<input type="checkbox"/> 002CF69	Multiple Position Single Sided Fork	\$173.00
<input type="checkbox"/> 002CF53	Frog Legs Suspension (0-100 lbs)	\$566.00
<input type="checkbox"/> 002CF54	Frog Legs Suspension (101-190 lbs)	\$566.00
<input type="checkbox"/> 002CF55	Frog Legs Suspension (191-265 lbs)	\$566.00



Caster Wheels

<input type="checkbox"/> 002CW1	3" Micro	NC
<input type="checkbox"/> 002CW3	4" Low Profile Polyurethane	NC
<input type="checkbox"/> 002CW31	4" Micro Lighted	\$108.00
<input type="checkbox"/> 002CW72	4" x 1" Aluminum Polyurethane	\$72.00
<input type="checkbox"/> 002CW44	4" x 1.25" Semi Pneumatic	NC
<input type="checkbox"/> 002CW64	4" x 1.5" Aluminum Soft Roll	\$108.00
<input type="checkbox"/> 002CW5	5" Low Profile Polyurethane	NC
<input type="checkbox"/> 002CW51	5" Micro Lighted	\$108.00
<input type="checkbox"/> 002CW6	5" Soft Roll (Grey) N/A w/ Frog Legs	\$97.00
<input type="checkbox"/> 002CW65	5" x 1" Aluminum Polyurethane	\$124.00
<input type="checkbox"/> 002CW7	5" x 1.5" Semi-Pneumatic	\$108.00
<input type="checkbox"/> 002CW66	5" x 1.5" Aluminum Soft Roll	NC
<input type="checkbox"/> 002CW34	6" Polyurethane	NC
<input type="checkbox"/> 002CW33	6" Pneumatic	\$108.00
<input type="checkbox"/> 002CW35	6" x 1.5" Semi Pneumatic	\$108.00
<input type="checkbox"/> 002CW68	6" x 1.5" Aluminum Soft Roll	NC

Caster Housing

<input type="checkbox"/> 002CP15	Integral Caster Housing	NC
<input type="checkbox"/> 002CP12	Hemi Integral Cstr Housing Subtract 2" from Standard Front STFH Matrix	NC

Front Seat Height Matrix

Caster Size	Integral Caster Housing (subtract 2" from FSH for Hemi Housing)		Fork Hole (1 = Bottom Hole)											
	*FSH - SA Front Frame	*FSH - Fixed Front Frame	Multi Pos Low			Multi Pos Std			Frog Legs					
			Spacer Size:			Spacer Size:			Spacer Size:					
			0"	0.5"	1"	0"	0.5"	1"	0"	0.5"	1"			
3"	16.5	15.5	2											
	17.0	16.0	1	2										
	17.5	16.5		1	2	2								
	18.0	17.0			1	1	2							
	18.5	17.5					1	2	1	2				
	19.0	18.0							1			1	2	
4"	19.5	18.5												1
	17.0	16.0	2											
	17.5	16.5	1	2		3								
	18.0	17.0		1	2	2	3				3			
	18.5	17.5			1	1	2	3	2	3				
	19.0	18.0						1	2	1	2	3		
5"	19.5	18.5								1	2			
	20.0	19.0										1	2	
	20.5	19.5												1
	18.0	17.0					3							
	18.5	17.5					2	3						
	19.0	18.0					1	2	3	2				
6"	19.5	18.5								1	2	1	2	
	20.0	19.0									1		2	
	20.5	19.5												1
	19.0	18.0					2							
	19.5	18.5					1	2						
	20.0	19.0							1	2	1			
20.5	19.5									1		1		
21.0	20.0												1	

*FSH values given are estimates. Actual seat to floor height may vary based on seat depth, squeeze & caster selection.

✓	Option #	Definition	Price	✓	Option #	Definition	Price
4. REAR WHEELS / SEAT HEIGHT							

Rear Seat Height						
<i>13" & 13.5" N/A w/ transit</i>						
<input type="checkbox"/>	002RH11	13.0"	NC	<input type="checkbox"/>	002RH18	16.5" NC
<input type="checkbox"/>	002RH12	13.5"	NC	<input type="checkbox"/>	002RH19	17.0" NC
<input type="checkbox"/>	002RH13	14.0"	NC	<input type="checkbox"/>	002RH26	17.5" NC
<input type="checkbox"/>	002RH14	14.5"	NC	<input type="checkbox"/>	002RH20	18.0" NC
<input type="checkbox"/>	002RH15	15.0"	NC	<input type="checkbox"/>	002RH27	18.5" NC
<input type="checkbox"/>	002RH16	15.5"	NC	<input type="checkbox"/>	002RH21	19.0" NC
<input type="checkbox"/>	002RH17	16.0"	NC	<input type="checkbox"/>	002RH37	19.5" NC

Axle			
<input type="checkbox"/>	002AX1	Quick Release Steel	NC
<input type="checkbox"/>	002AX11	Quad Quick Release <i>Mountain Wheel only</i>	\$179.00

Xtender Power Assist (265 weight capacity)			
<input type="checkbox"/>	002XT6	22" Xtender Power Assist JWX-2 NICKEL	\$9,848.00
<input type="checkbox"/>	002XT7	22" Xtender Power Assist JWX-2 LITHIUM	\$11,433.00
<input type="checkbox"/>	002XT4	24" Xtender Power Assist JWX-2 NICKEL	\$9,848.00
<input type="checkbox"/>	002XT5	24" Xtender Power Assist JWX-2 LITHIUM	\$11,433.00

Please select one of the following handrim options

<input type="checkbox"/>	002XH5	Plastic Coated	NC
<input type="checkbox"/>	002XH6	Stainless Steel	NC

Xtender - Other Options			
<input type="checkbox"/>	002XA10	Spare NiMH Power Pack - NICKEL	\$1,897.00
<input type="checkbox"/>	002XA11	Spare Li-ion Power Pack - LITHIUM	\$2,442.00

Xtender Wheel Options			
<input type="checkbox"/>	002XA8	SPARE 22" Lite Spoke Pneu Alum	NC
<input type="checkbox"/>	002XA9	SPARE 22" Lite Spoke Pneu Plastic	\$142.00
<input type="checkbox"/>	002XA2	SPARE 24" Lite Spoke Pneu Alum	NC
<input type="checkbox"/>	002XA4	SPARE 24" Lite Spoke Pneu Plastic	\$142.00

Rear Wheel Type			
<i>See availability matrix. Not applicable w/ Xtender Power Assist Option.</i>			
<i>Ultra Lightweight Wheels only available w/ Alum Anodized Handrim</i>			
<input type="checkbox"/>	002RW103	20" Mag Wheel 5 Spoke	NC
<input type="checkbox"/>	002RW104	22" Mag Wheel 5 Spoke	NC
<input type="checkbox"/>	002RW102	24" Mag Wheel 5 Spoke	NC
<input type="checkbox"/>	002RW90	20" Lite Spoke Wheel	\$315.00
<input type="checkbox"/>	002RW91	22" Lite Spoke Wheel	\$315.00
<input type="checkbox"/>	002RW92	24" Lite Spoke Wheel	NC
<input type="checkbox"/>	002RW93	25" Lite Spoke Wheel	NC
<input type="checkbox"/>	002RW94	26" Lite Spoke Wheel	\$124.00
<input type="checkbox"/>	002RW77	22" Ultra Lightweight Spoke Wheel	\$352.00
<input type="checkbox"/>	002RW78	24" Ultra Lightweight Spoke Wheel	\$352.00
<input type="checkbox"/>	002RW28	22" Spinergy SPOX Black	\$851.00
<input type="checkbox"/>	002RW95	24" Spinergy SPOX Black	\$851.00
<input type="checkbox"/>	002RW96	25" Spinergy SPOX Black	\$851.00
<input type="checkbox"/>	002RW97	26" Spinergy SPOX Black	\$851.00
<input type="checkbox"/>	002RW32	22" Spinergy LX Black	\$1,095.00
<input type="checkbox"/>	002RW98	24" Spinergy LX Black	\$1,095.00
<input type="checkbox"/>	002RW99	25" Spinergy LX Black	\$1,095.00
<input type="checkbox"/>	002RW40	26" Spinergy LX Black	\$1,095.00
<input type="checkbox"/>	002RW50	24" Mountain	\$387.00

Rear Wheel Type (Cont)			
<i>* Omit Rear wheel will default chair configuration set up to a 24" wheel.</i>			
<input type="checkbox"/>	002RW25	Omit Rear Wheel and Axle *	NC
<input type="checkbox"/>	002RW49	Omit Rear Wheel (Use w/24" Xtender)	NC
<input type="checkbox"/>	002RW111	Omit Rear Wheel (Use w/22" Xtender)	NC

Rear Wheel Tire			
<input type="checkbox"/>	002RT1	Pneumatic	NC
<input type="checkbox"/>	002RT2	Pneumatic Airless Insert <i>N/A with Xtender.</i>	\$243.00
<input type="checkbox"/>	002RT24	Pneumatic Airless Insert - Infinergy® <i>Lightweight - E-TPU material</i>	\$243.00
<input type="checkbox"/>	002RT3	Full Poly	NC
<input type="checkbox"/>	002RT38	SHOX Performance Poly	\$144.00
<input type="checkbox"/>	002RT25	Primo Orion Poly	\$267.00
<input type="checkbox"/>	002RT39	High-Pressure Clincher Black	\$103.00
<input type="checkbox"/>	002RT27	Knobby V-TRAK	\$119.00
<input type="checkbox"/>	002RT21	Schwalbe Marathon Plus Evolution	\$155.00
<input type="checkbox"/>	002RT12	Mountain Tire <i>Only available on 24"</i> <i>Mountain Rear Wheel</i>	NC

Handrim			
<i>Natural Fits available in 22", 24", and 25". Ultra lightweight wheels ONLY available w/ alum ano handrim. Natural Fit w/ 5 spoke MAG only available in 24". Not all handrims available on all wheels</i>			
<input type="checkbox"/>	002HR1	Aluminum Anodized	NC
<input type="checkbox"/>	002HR4	Plastic Coated - <i>N/A on every rim</i>	\$144.00
<input type="checkbox"/>	002HR22	Natural Fit - Standard Grip	\$368.00
<input type="checkbox"/>	002HR25	Natural Fit - No Thumb Grip	\$368.00
<input type="checkbox"/>	002HR23	Natural Fit - Super Grip	\$428.00
<input type="checkbox"/>	002HR30	Natural Fit LT- Standard Grip	\$513.00
<input type="checkbox"/>	002HR31	Natural Fit LT- Super Grip	\$583.00
<input type="checkbox"/>	002HR32	Natural Fit LT - No Thumb Grip	\$549.00
<input type="checkbox"/>	002HR26	The Surge - Oval w/Gription Strip	\$549.00
<input type="checkbox"/>	002HR27	The Surge LT - Oval w/Gription Strip	\$583.00
<input type="checkbox"/>	002HR28	Q-Grip Neoprene Coated	\$464.00
<input type="checkbox"/>	002HR24	Spinergy Flex Rim <i>Available on 24" & 25" Spinergy LX wheel</i>	\$691.00
<input type="checkbox"/>	002HR7	Omit Handrim <i>Option may not be available on all wheels</i>	NC
<input type="checkbox"/>	002HR8	8 Oblique <i>N/A w/ Xtender, Only available with 24" or 26" or Lite Spoke rims.</i>	\$144.00

Rear Seat to Floor Height Matrix														
<i>Note: These values are representative of a 16" seat depth with 1" of seat squeeze and standard axle plate. Due to variances caused by seat angle, rear seat height ranges may shift up or down by as much as 1/2". Call customer service or online configurator for more information.</i>														
Wheel/Tire	13.0	13.5	14.0	14.5	15.0	15.5	16.0	16.5	17.0	17.5	18.0	18.5	19.0	19.5
20" All	X	X	X	X	X	X	X	X	N/A	N/A	N/A	N/A	N/A	N/A
22" Poly	N/A	N/A	X	X	X	X	X	X	X	X	N/A	N/A	N/A	N/A
22" Pneu	N/A	N/A	N/A	X	X	X	X	X	X	X	X	N/A	N/A	N/A
24" Pneu	N/A	N/A	N/A	N/A	X	X	X	X	X	X	X	X	N/A	N/A
24" All but Pneu	N/A	N/A	N/A	N/A	X	X	X	X	X	X	X	X	N/A	N/A
25" SHOX	N/A	N/A	N/A	N/A	X	X	X	X	X	X	X	X	N/A	N/A
25" All but SHOX	N/A	N/A	N/A	N/A	N/A	X	X	X	X	X	X	X	X	N/A
26" All	N/A	N/A	N/A	N/A	N/A	N/A	X	X	X	X	X	X	X	X

✓ Option # Definition Price ✓ Option # Definition Price

4. REAR WHEELS / SEAT HEIGHT (cont)

Wheel	5 Spoke Mag	Mag	Lite Spoke	Ultra Lt wt	Spinergy
Tire					
Pneumatic	20,22,24	20,22,24	20,22,24,26		24,26
Pneumatic w/Airless Insert	20,22,24	20,22,24	20,22,24,26		24,26
Full Poly Tire	20,22,24	20,22,24	20,22,24		
High Pressure Clincher black			22,24,26	22,24	22,24,26
Knobby V-TRAK			24		24
Schwalbe Marathon			24,25,26	22,24	24,25,26
SHOX Perform. Poly	20,22,24		24,25		24,25

20" = 451 mm 22" = 501 mm 24" = 540 mm 25" = 559 26" = 590

Camber			
<input type="checkbox"/>	002C1	0°	NC
<input type="checkbox"/>	00217C1	2° (default)	NC
<input type="checkbox"/>	002C13	4°	NC

Center of Gravity Preset			
<input type="checkbox"/>	002CC2	1.0" (default)	NC
<input type="checkbox"/>	002CC3	1.5"	NC
<input type="checkbox"/>	002CC4	2.0"	NC
<input type="checkbox"/>	002CC5	2.5"	NC
<input type="checkbox"/>	002CC6	3.0"	NC
<input type="checkbox"/>	002CC7	3.5"	NC

5. WHEEL LOCKS

Wheel Lock			
<i>No Gos may exist depending on wheel size and position. Ergo & compact N/A w/ 13"-14" frame depth</i>			
<input type="checkbox"/>	002WL46	High Mount Push	NC
<input type="checkbox"/>	002WL50	High Mount Pull	NC
<input type="checkbox"/>	002WL75	Ergo Scissor	\$155.00
<input type="checkbox"/>	002WL64	Compact	\$160.00
<input type="checkbox"/>	002WL24	Unilateral Wheel Lock Right	\$315.00
<input type="checkbox"/>	002WL23	Unilateral Wheel Lock Left	\$315.00
<input type="checkbox"/>	002WL10	Omit	NC

Wheel Lock Option			
<input type="checkbox"/>	002WL12	Do Not Mount	NC

Extension Handle			
<i>N/A w/ ergo scissor or compact wheel locks</i>			
<input type="checkbox"/>	002EH7	Extension Handle (Pair)	\$72.00

Grade Aid			
<i>Only available w/ high mount push or pull to lock wheel locks on pneumatic or pneumatic w/ airless tire options</i>			
<input type="checkbox"/>	002GA1	Grade Aid	\$155.00

6. HANGER & FOOTREST

Swing - Away Hangers			
<i>Footplate mounts with Extension Tube using clamping hardware</i>			
<input type="checkbox"/>	002H145	60° Swing In/Out Hanger	NC
<input type="checkbox"/>	002H139	70° Swing In/Out Hanger	NC
<input type="checkbox"/>	002H141	80° Swing In/Out Hanger	NC
<input type="checkbox"/>	002H32	Omit Hanger and Footplate	NC

Z-finity Hangers/Footrest System			
<i>(Maximum weight capacity for Z-Finity footrests is 165 lbs)</i>			
<i>Some interference may exist in certain configurations.</i>			
<input type="checkbox"/>	002H162	Z-finity Hanger	NC

Footrest Extension Tubes			
<i>See Extension matrix for leg length range</i>			
<input type="checkbox"/>	002E1	Short	NC
<input type="checkbox"/>	002E2	Medium	NC
<input type="checkbox"/>	002E5	Long	NC

Z-finity Footrest Mount			
<input type="checkbox"/>	002DI22	Direct Hanger Mt/Fixed Frame - High	NC
<input type="checkbox"/>	002DI23	Direct Hanger Mt/Fixed Frame - Low	NC
<input type="checkbox"/>	002DI24	Extension Tube Mount	NC

Z-finity Footrest Pivot Arm			
<input type="checkbox"/>	002DI20	Short 2"	NC
<input type="checkbox"/>	002DI21	Long 3 1/4"	NC

Extension Matrix

Frame Type	Footrest Angle	Inset	Footrest Type and Extension								
			Composite/ Aluminum			Platform		Tubular/ Auto fold		Short	Long
			Short	Medium	Long	Short	Long	Short	Long		
Fixed Front	70°	0°	Min	13.5	13.5	14.5	13.5	15.5	12	12.5	
			Max	17.5	19.5	20.5	16.5	20.5	16.5	18	
		1°	Min	13.5	15	16	13.5	17	12	13.5	
	80°	0°	Min	14.5	14.5	15.5	14.5	16.5	13	13.5	
			Max	17.5	19.5	20.5	18	20.5	18	19.5	
		1°	Min	14.5	15	17	14.5	18	13	14.5	
Swing Away	60°	Min	12	12	12.5	12	12.5				
		Max	13.5	15.5	17	13	17				
	70°	Min	12	12	14.5	12	14				
		Max	16.5	18.5	20	14	18.5				
	80°	Min	12	12	14	12	13.5				
		Max	15.5	17.5	19	13	17.5				

Z-finity Footplate			
<i>Some interference may exist in certain configurations.</i>			
<input type="checkbox"/>	002F320	Multi Angle Adjustable (Pair) (not avail. w/8"-9" widths)	\$243.00
<input type="checkbox"/>	002F321	Angle Adjustable Platform Footboard	\$243.00
<input type="checkbox"/>	002F6	Omit Footplate	NC

Z-finity Extension Tube Length (When Choosing Ext. Tube Mount)			
<input type="checkbox"/>	002E61	Hemi Short	NC
<input type="checkbox"/>	002E1	Short	NC
<input type="checkbox"/>	002E2	Medium	NC
<input type="checkbox"/>	002E5	Long	NC

✓	Option #	Definition	Price	✓	Option #	Definition	Price
6. HANGER & FOOTREST (cont)							
Footplates				Lower Leg Length Setting			
<i>Heel loop or leg strap not included, See Footplate Options Section</i>							
<input type="checkbox"/>	002F1	Composite (14"-20"w)	NC	<input type="checkbox"/>	002LO07	12.0"	NC
<input type="checkbox"/>	002F271	Composite Angle Adj (-16"-20"w)	\$173.00	<input type="checkbox"/>	002LO08	12.5"	NC
<input type="checkbox"/>	002F3	Aluminum Angle Adj (14"-20"w)	\$173.00	<input type="checkbox"/>	002LO09	13.0"	NC
<input type="checkbox"/>	002F48	Platform Flip Up	\$227.00	<input type="checkbox"/>	002LO10	13.5"	NC
<input type="checkbox"/>	002F245	Tubular Flip Up <i>Fixed front frame only</i>	\$148.00	<input type="checkbox"/>	002LO11	14.0"	NC
<input type="checkbox"/>	002F250	Auto Fold Angle Adj <i>Fixed front frame only</i>	\$294.00	<input type="checkbox"/>	002LO12	14.5"	NC
<input type="checkbox"/>				<input type="checkbox"/>	002LO13	15.0"	NC
<input type="checkbox"/>				<input type="checkbox"/>	002LO14	15.5"	NC
<input type="checkbox"/>				<input type="checkbox"/>	002LO15	16.0"	NC
<input type="checkbox"/>				<input type="checkbox"/>	002LO16	16.5"	NC
<input type="checkbox"/>				<input type="checkbox"/>	002LO17	17.0"	NC
<input type="checkbox"/>				<input type="checkbox"/>	002LO18	17.5"	NC
<input type="checkbox"/>				<input type="checkbox"/>	002LO19	18.0"	NC
<input type="checkbox"/>				<input type="checkbox"/>	002LO20	18.5"	NC
<input type="checkbox"/>				<input type="checkbox"/>	002LO21	19.0"	NC
<input type="checkbox"/>				<input type="checkbox"/>	002LO22	19.5"	NC
<input type="checkbox"/>				<input type="checkbox"/>	002LO23	20.0"	NC
<input type="checkbox"/>				<input type="checkbox"/>	002LO24	20.5"	NC

7. BACKREST / SEATING							
Footplate Options				JAY Back (Optional)			
<input type="checkbox"/>	002HL1	Heel Loop	\$0.00	<input type="checkbox"/>	002JB01	J3 Back (See J3 Order Form)	Price List
<input type="checkbox"/>	002HL5	Leg Strap	\$0.00				
Back Type				Military Service Patches (Optional)			
<input type="checkbox"/>	002BT10	Standard (9"-20")	NC	<input type="checkbox"/>	002VU2	Army Patch	NC
<input type="checkbox"/>	002BT84	Angle Adjustable Back (3" & 4")	\$352.00	<input type="checkbox"/>	002VU4	Air Force Patch	NC
<input type="checkbox"/>				<input type="checkbox"/>	002VU12	Coast Guard Patch	NC
<input type="checkbox"/>				<input type="checkbox"/>	002VU11	Marines Patch	NC
<input type="checkbox"/>				<input type="checkbox"/>	002VU3	Navy Patch	NC
<input type="checkbox"/>				<input type="checkbox"/>	002VU5	Purple Heart Patch	NC
<input type="checkbox"/>				<input type="checkbox"/>	002VU9	Purple Heart with Army Patch	NC
<input type="checkbox"/>				<input type="checkbox"/>	002VU11	Purple Heart with Air Force Patch	NC
<input type="checkbox"/>				<input type="checkbox"/>	002VU13	Purple Heart with Coast Guard Patch	NC
<input type="checkbox"/>				<input type="checkbox"/>	002VU8	Purple Heart with Marines Patch	NC
<input type="checkbox"/>				<input type="checkbox"/>	002VU10	Purple Heart with Navy Patch	NC

Back Post Options			
Standard Back type options:			
<input type="checkbox"/>	002PH6	Integral Push Handles	NC
<input type="checkbox"/>	002PH11	Integral Push Handles w/8° Medium & Tall only, N/A w/ Angle Adj Back	NC
<input type="checkbox"/>	002PH2	Omit Push Handles	NC
<input type="checkbox"/>	002PH12	Omit Push Handles w/8° Medium & Tall only, N/A w/ Angle Adj Back	NC
<input type="checkbox"/>	002PH17	Folding Push Handle with Ht. Adj. Back N/A w/ Angle Adj Back	\$305.00

Angle Adj Back type options:			
<input type="checkbox"/>	002PH5	Fold-Down Push Handles N/A w/ standard Upholstery and J3 Back	\$166.00

Back Height (Std or Angle Adjustable)			
<i>See Matrix</i>			
<input type="checkbox"/>	002B1	Low	NC
<input type="checkbox"/>	002B5	Medium	NC
<input type="checkbox"/>	002B9	Tall	NC

Back Height Setting (Std or Angle Adjustable)							
<i>17" max height for shipping. 21" only available w/ Ang Adj Back</i>							
<input type="checkbox"/>	002UX4	9"	NC	<input type="checkbox"/>	002UX18	16"	NC
<input type="checkbox"/>	002UX6	10"	NC	<input type="checkbox"/>	002UX20	17"	NC
<input type="checkbox"/>	002UX8	11"	NC	<input type="checkbox"/>	002UX22	18"	NC
<input type="checkbox"/>	002UX10	12"	NC	<input type="checkbox"/>	002UX24	19"	NC
<input type="checkbox"/>	002UX12	13"	NC	<input type="checkbox"/>	002UX26	20"	NC
<input type="checkbox"/>	002UX14	14"	NC	<input type="checkbox"/>	002UX28	21" (*)	NC
<input type="checkbox"/>	002UX16	15"	NC				

Backrest Upholstery			
<i>Std EXO upholstery and Tension adjustable binding is always black.</i>			
<input type="checkbox"/>	002BU1	Standard Upholstery	NC
<input type="checkbox"/>	002BU95	Standard Upholstery EXO	\$74.00
Color Binding: <input type="checkbox"/> Silver <input type="checkbox"/> Orange <input type="checkbox"/> Red <input type="checkbox"/> Blue NC			
<input type="checkbox"/>	002BU70	Backrest Tension Adjust Ballistic <i>*Reference 186BU70 for billing</i>	\$187.00
<input type="checkbox"/>	002BU89	Backrest Tension Adj EXO <i>*Reference XXXBU89 for billing</i>	\$442.00
Color Binding: <input type="checkbox"/> Silver <input type="checkbox"/> Orange <input type="checkbox"/> Red <input type="checkbox"/> Blue NC			
<input type="checkbox"/>	002BU71	Backrest Tension Adjust 3DX Vented <i>*Reference 186BU71 for billing</i>	\$464.00
<input type="checkbox"/>	002BU82	Jay GO Backrest	\$589.00
<input type="checkbox"/>	002BU14	Omit Back Upholstery	NC

Military Service Patches (Optional)			
<input type="checkbox"/>	002VU2	Army Patch	NC
<input type="checkbox"/>	002VU4	Air Force Patch	NC
<input type="checkbox"/>	002VU12	Coast Guard Patch	NC
<input type="checkbox"/>	002VU11	Marines Patch	NC
<input type="checkbox"/>	002VU3	Navy Patch	NC
<input type="checkbox"/>	002VU5	Purple Heart Patch	NC
<input type="checkbox"/>	002VU9	Purple Heart with Army Patch	NC
<input type="checkbox"/>	002VU11	Purple Heart with Air Force Patch	NC
<input type="checkbox"/>	002VU13	Purple Heart with Coast Guard Patch	NC
<input type="checkbox"/>	002VU8	Purple Heart with Marines Patch	NC
<input type="checkbox"/>	002VU10	Purple Heart with Navy Patch	NC

Angle Adjustable Back Setting			
<input type="checkbox"/>	002AH1	3° Pivot Point Setting	NC
<input type="checkbox"/>	002AH2	4° Pivot Point Setting	NC
Select desired setting			
<input type="checkbox"/>	-14°	<input type="checkbox"/>	-12°
<input type="checkbox"/>	-9°	<input type="checkbox"/>	-7°
<input type="checkbox"/>	-1°	<input type="checkbox"/>	0°
<input type="checkbox"/>	+4°	<input type="checkbox"/>	+5°

Backrest Height Matrix			
Back Type	Push Handles	Backrest Height	Avail. Ht. Range
Standard - (Fixed)	Integral	Low	9"-12"
		Medium	13"-16"
		Tall	17"-20"
	Fold Down	Medium	12"-15"
		Tall	16"-19"
		Low	9"-12"
Angle Adjustable (3° Pivot)	Integral	Low	13"-16"
		Medium	17"-20"
		Tall	N/A
	Fold	Medium	16"-19"
		Low	13"-16"
		Medium	17"-20"
Angle Adjustable (4° Pivot)	Integral	Low	14"-17"
		Medium	18"-21"
		Tall	N/A
	Fold	Medium	17"-20"
		Low	14"-17"
		Medium	18"-21"
Folding Push Handle - (Stoller Handle w/ Knuckle)	N/A	Low	9"-12"
		Medium	13"-16"
		Tall	17"-20"

✓	Option #	Definition	Price	✓	Option #	Definition	Price
8. ARMREST / SIDE GUARDS							
Padded Swing Away				Omit Armrest			
<i>Some limitations when used w/ angle adj back in the rear most setting</i>							
<input type="checkbox"/>	002AA18	Padded Swing-Away STD (9" to 13")	\$274.00	<input type="checkbox"/>	002AA14	Omit Armrest	NC
		Setting <input type="checkbox"/> 9" <input type="checkbox"/> 10" <input type="checkbox"/> 11" <input type="checkbox"/> 12" <input type="checkbox"/> 13"		Armpad for Height Adjustable			
<i>Ergo armpad only available with Single post Height adj & Flip back armrest</i>							
<input type="checkbox"/>	002AA11	Single Post Hgt. Adj. Std (8.5"-13.5")	\$334.00	<input type="checkbox"/>	002AM23	Desk Length - Classic (10")	NC
<input type="checkbox"/>	002AA29	Single Post Hgt. Adj. Low (7"-11")	\$334.00	<input type="checkbox"/>	002AM24	Full Length - Classic (14")	NC
<input type="checkbox"/>	002AA65	Flip Back Height Adj <i>LITE</i> (8.5"-13.5")	\$375.00	<input type="checkbox"/>	002AM27	Ergo Pad (9.5"-13.5")	NC
Height Adjustable				Side Guard			
<input type="checkbox"/>	002SG33	Plastic Standard (8.5" High)	\$185.00	<input type="checkbox"/>	002SG29	Plastic Low (6.5" High)	\$185.00

9. KEY OPTIONS & ACCESSORIES							
Anti-Tip				Additional Cover & Pack Accessories			
<input type="checkbox"/>	002AT1	Rear Anti-Tip (NC w/ Xtender)	\$119.00	<input type="checkbox"/>	0028A02	Gel Cover Hanger/Frame	\$160.00
Backpack				<input type="checkbox"/>	0028A01	Gel Cover Swing Away Arm	\$160.00
<input type="checkbox"/>	002A1	Quickie Backpack Black	\$110.00	Positioning Belts			
<input type="checkbox"/>	002A2	Quickie Kids Backpack Black	\$103.00	<input type="checkbox"/>	002A141	Belt 1.5" Auto Buckle w/Clamps	\$96.00
Seat Pouch				<input type="checkbox"/>	002A117	Belt 2" Aircraft Buckle w/Clamps	\$137.00
<input type="checkbox"/>	0021A01	Seat Pouch Black /Charcoal	\$82.00	<input type="checkbox"/>	002A118	Belt 2" Aircraft Buckle Pad w/Clamp	\$201.00
JAY Positioning				<input type="checkbox"/>	002A120	Positioning Belt Slide Clamps	\$60.00
<input type="checkbox"/>	002K1	JAY Lower Extremity S/A support	NC	Spoke Guards			
		<input type="checkbox"/> Left <input type="checkbox"/> Right Position		<i>Only available w/ Mountain, and Lite Spoke wheels</i>			
<input type="checkbox"/>	002K2	Omit Hanger	NC	<i>Not available with 5 spoke MAG wheels</i>			
		<input type="checkbox"/> Left <input type="checkbox"/> Right		<input type="checkbox"/>	0024A01	Quickie Black Spoke Guards	\$155.00
<input type="checkbox"/>	002K7	Pad Size	NC	<input type="checkbox"/>	0024A02	Quickie Clear Spoke Guards	\$155.00
		<input type="checkbox"/> 6" x 8" <input type="checkbox"/> 8" x 10"		Miscellaneous			
<input type="checkbox"/>	002A03	Caddy	\$88.00	<input type="checkbox"/>	002IG2	Impact Guard Neoprene	\$60.00
<input type="checkbox"/>	002IG2	Impact Guard Neoprene	\$60.00	<input type="checkbox"/>	002LS14	Extra Leg Strap Black	\$36.00
<input type="checkbox"/>	002LS14	Extra Leg Strap Black	\$36.00	<input type="checkbox"/>	0028A21	Tool Kit	\$42.00
<input type="checkbox"/>	0028A21	Tool Kit	\$42.00	<input type="checkbox"/>	002A999	Quickie Water Bottle & Holder	\$80.00
<input type="checkbox"/>	002A999	Quickie Water Bottle & Holder	\$80.00	10. COLOR			

Standard Frame Colors			
<input type="checkbox"/>	002C140	Aztec Gold	NC
<input type="checkbox"/>	002C2	Black (Not avail as base w/Zebra)	NC
<input type="checkbox"/>	002C141	Black Cherry	NC
<input type="checkbox"/>	002C10	Black Opal	NC
<input type="checkbox"/>	002C38	Blue Opal	NC
<input type="checkbox"/>	002C36	Candy Blue	NC
<input type="checkbox"/>	002C14	Candy Purple	NC
<input type="checkbox"/>	002C35	Candy Red	NC
<input type="checkbox"/>	002C142	Electric Blue	NC
<input type="checkbox"/>	002C143	Evergreen	NC
<input type="checkbox"/>	002C44	Glossy White	NC
<input type="checkbox"/>	002C126	Glow	NC
<input type="checkbox"/>	002C144	Green Apple	NC
<input type="checkbox"/>	002C147	Hot Sparkle Pink	NC
<input type="checkbox"/>	002C148	Mauve Pink	NC
<input type="checkbox"/>	002C103	Rootbeer	NC
<input type="checkbox"/>	002C114	Sparkle Silver	NC
<input type="checkbox"/>	002C145	Sunrise Orange	NC
<input type="checkbox"/>	002C113	Titanium Color Paint	NC
<input type="checkbox"/>	002C8	Yellow	NC

Matte Frame Colors			
<input type="checkbox"/>	002C116	Matte Black	NC
<input type="checkbox"/>	002C151	Matte Black Cherry	NC
<input type="checkbox"/>	002C150	Matte Electric Blue	NC
<input type="checkbox"/>	002C149	Matte Evergreen	NC
<input type="checkbox"/>	002C152	Matte Purple	NC
Personalized Frame Color			
<input type="checkbox"/>	002C112	Desert Camouflage	\$363.00
<input type="checkbox"/>	002C43	Mossy Oak Camouflage	\$363.00
<input type="checkbox"/>	002C42	Stars & Stripes	\$363.00
<input type="checkbox"/>	002C108	Zebra (Choose above base color) Std with White unless above base paint is chosen N/A w/ Black	\$363.00
Anodized Color Package			
<i>Axle plate, Multi Forks and Aluminum Soft Roll casters only. N/A with Frog Legs.</i>			
<input type="checkbox"/>	002EB07	Black - Caster only	NC
<input type="checkbox"/>	002EB08	Blue	\$209.00
<input type="checkbox"/>	002EB13	Gold	\$209.00
<input type="checkbox"/>	002EB09	Lime Green	\$209.00
<input type="checkbox"/>	002EB10	Purple	\$209.00
<input type="checkbox"/>	002EB11	Red	\$209.00
<input type="checkbox"/>	002EB12	Ti Grey	\$209.00

