

Quickie QM-7 Series Single Powered Tilt Seating



January 2019



EIPW11

Account: _____
 Date: _____
 PO#: _____
 Buyer: _____
 Marked For: _____

Ship To: _____
 Name: _____
 Address: _____
 City, Province, Postal Code: _____
 Phone: _____

✓ Option #	Definition	Price	✓ Option #	Definition	Price
1. QUICKIE QM-7 Series Single-Power Tilt Seating (Select One)					

QUICKIE QM-710™ SC			
<input type="checkbox"/>	Quickie QM-710™ SC for ASAP II Tilt (Fig 1.1)		\$7,795.00
172PC68	Base Package		\$7,795.00

QUICKIE QM-715™ HD SC			
<input type="checkbox"/>	Quickie QM-715™ HD SC for ASAP II Tilt		\$8,365.00
172PC80	Base Package		\$8,365.00

QUICKIE QM-720™ SD			
<input type="checkbox"/>	Quickie QM-720™ SD for ASAP II Tilt (Fig 1.1)		\$8,630.00
172PC86	Base Package		\$8,630.00

SC Seating Specifications				
Typical Chair Weight	W/battery	350 lbs.	W/O Battery	260 lbs.
Transit	ISO occupied approved			
Seat Type	ASAP II			
Seat size range	Width	12"-22"	Depth	12"-22"
STFH range	ASAP II	16.6" -20.6"		
Power Seating Options	- 50° CG tilt - Power Swing away Elevating/Articulating Legrest - Power Elevating/Articulating Centermount - 12" Seat elevator			



Actuators Required by Power Seating Function	
50° CG tilt	1 actuator
12" Seat Elevate:	1 actuator
Power Leg Function (Centermount or Swing away):	2 actuators
Combination : Tilt and Seat Elevate:	2 actuators
Combination : Tilt and Power Elevating Legrest. (Centermount or Swing away):	3 actuators
Combination : Tilt, Elevate and Power Legrest (Centermount or Swing away):	4 actuators

QUICKIE QM-710™ Base Specifications					
Drive Wheel Position	Midwheel Drive		Drive Wheels	14" Drive Wheels w/ flat free insert (Black)	
User weight Cap	300 lbs. - 400 lbs.		Tires/Casters	6" Front / 6" rear (Black)	
Base size	Width	25"	Turn Radius	20"	
Drive Control	R-net PM120 (Non-Expandable and Expandable)			Charger	8A Dual Mode Charger (Compact) CTE
Driving Range	Up to 13.5 miles			Battery Size	Group 24 / Group 34.
Drive Motors	4-pole 6 mph. Optional 5 mph and 8 mph			Shroud Colors	12 standard colors, 6 upgrade prints.
			Ground Clearance	4"	

2. BASE CHAIR OPTIONS

Speed Package (4-pole)			
<input type="checkbox"/>	172PF85	QM-710 Standard 6 mph motor package	NC
<input type="checkbox"/>	172PF91	QM-710 5 mph High Torque motor package	\$557.00
<input type="checkbox"/>	172PF90	QM-710 8 mph Community motor package	\$1,170.00
<input type="checkbox"/>	172PF84	QM-715 HD Standard 5 mph motor package	NC
<input type="checkbox"/>	172PF89	QM-720 Standard 8 mph motor package	NC

Suretrac Drive Tracking			
<input type="checkbox"/>	172MI01	Suretrac Module and Motor Encoders	\$1,565.00

Shroud Color			
<input type="checkbox"/>	172EZ01	Candy Apple Red	NC
<input type="checkbox"/>	172EZ02	High Gloss Black	NC
<input type="checkbox"/>	172EZ03	Candy Blue	NC
<input type="checkbox"/>	172EZ04	Silver	NC
<input type="checkbox"/>	172EZ05	Copper	NC
<input type="checkbox"/>	172EZ08	Green Apple	NC
<input type="checkbox"/>	172EZ09	Yellow	NC
<input type="checkbox"/>	172EZ10	Pearl Pink	NC
<input type="checkbox"/>	172EZ11	Candy Purple	NC
<input type="checkbox"/>	172EZ12	Matte Black	NC
<input type="checkbox"/>	172EZ13	Midnight Blue	NC
<input type="checkbox"/>	172EZ15	Pearl White	NC
<input type="checkbox"/>	172EZ06	Digital Camo	\$557.00
<input type="checkbox"/>	172EZ07	Woodland Camo	\$557.00
<input type="checkbox"/>	172EZ14	Carbon Fiber Print	\$557.00
<input type="checkbox"/>	172EZ16	American Flag	\$557.00
<input type="checkbox"/>	172EZ17	Pink Camo	\$557.00
<input type="checkbox"/>	172EZ18	Grunge Skulls	\$557.00

User weight			
<input type="checkbox"/>	172WG06	Less than 150 lbs.	NC
<input type="checkbox"/>	172WG13	151 lbs. - 200 lbs.	NC
<input type="checkbox"/>	172WG14	201 lbs. - 250 lbs.	NC
<input type="checkbox"/>	172WG03	251 lbs. - 300 lbs.	NC
<input type="checkbox"/>	172WG15	301 lbs. - 350 lbs.	NC
<input type="checkbox"/>	172WG16	351 lbs. - 400 lbs.	NC

Drive Wheel			
<input type="checkbox"/>	172DW59	14" Cast Wheel Solid Dual Density Inserts Black Knobby Tires and Black Caster	Std

Transit Option			
<input type="checkbox"/>	172TO25	4-Point Transit Tie-down Package <i>Meets ISO-7176 for Occupant Use (NA with QM-715 HD)</i>	NC
<input type="checkbox"/>	172TO40	Omit Transit Tie-down	NC

Wheel locks			
<input type="checkbox"/>	172WL42	Wheel locks	\$150.00

Ventilator Options			
<input type="checkbox"/>	172VT4	Fixed Vent Tray (Pulmonetic LTV Models)	\$562.00

Pre-Set Seat Frame Angle			
<input type="checkbox"/>	172FA10	0°	NC

Seat Height (Use STFH Matrix below)			
<i>(Measured in the front) - Obtain Quote to verify est. STFH</i>			
<input type="checkbox"/>	172HT44	Position "0"	NC
<input type="checkbox"/>	172HT49	+ .5" STFH	Requires Group 34 Batteries NC
<input type="checkbox"/>	172HT45	+1" STFH	NC
<input type="checkbox"/>	172HT46	+2" STFH	NC
<input type="checkbox"/>	172HT47	+3" STFH	NC

LED Light Package			
<input type="checkbox"/>	172LI04	LED Light Package: Includes headlights, tail lights, turn indicators and flashers.	\$1,131.00

STFH Matrix					
Seating Type and Power Option Combinations	Seat-to-Floor Height at 0 tilt				
	0	+ .5"	+1"	+2"	+3"
SC ASAP II Tilt only	16.6	17.1	17.6	18.6	19.6
SC ASAP II Tilt and 12" Lift combo.	16.7	17.2	17.7	18.7	
SC ASAP II HD Tilt only	16.8	17.3	17.8	18.8	19.8

STFH measured with batteries but no user. Actual STFH may vary by .5"
 *Adding seat angle will increase STFH by 1" for each incremental change.
 **Ultra low STFH may cause ground clearance of Power Centermount to drop below 2".

3. BATTERIES and CHARGERS

Batteries			
<input type="checkbox"/>	172AG21	GP22 Flat Top Batteries Pair w/strap	\$626.00
<input type="checkbox"/>	172AG04	GP24 MK GeI Flat Top Batts Pair w/strap Recommended for Max Daily Range	\$881.00
<input type="checkbox"/>	172AG22	GP24 Brightway AGM Flat Top Batteries Pair w/strap.	\$844.00
<input type="checkbox"/>	172AG11	GP34 MK GeI Flat Top Batteries (Pair) w/straps, <i>Required for lower STFH.</i>	\$881.00
<input type="checkbox"/>	172AG23	GP34 Brightway AGM Flat Top Batts (Pair) w/straps, <i>Required for lower STFH.</i>	\$796.00

Battery Charger			
<input type="checkbox"/>	172BJ19	8A Dual Mode (Compact) CTE	NC
<input type="checkbox"/>	172BJ29	10A Dual Mode Power First Upgrade	NC

4. ELECTRONICS

Drive Control Options			
Non-Expandable Controllers			
<input type="checkbox"/>	172ER05	R-net Non-Expandable Drive Control 120A (For Use w/ 2 Thru-drive seat Functions)	NC

Expandable Controllers			
<input type="checkbox"/>	172ER06	R-net Expandable Drive Control (120A)	NC
	172EX05	Expandable 120A Controller - R-net	NC
	172EX06	Harness for 120A Expandable Controller	NC

R-net Joystick			
<input type="checkbox"/>	172J70	Std LED Joystick for R-net Controls	NC
<input type="checkbox"/>	172J108	CJSM1: Joystick Standard: w/Stereo Jacks & Color Display	NC
<input type="checkbox"/>	172J114	CJSM2: Joystick Advanced: 3.5" Color Display, Paddle Switches, Shortcut Keys, IR, BT, and Stereo Jack.	\$1,167.00
<input type="checkbox"/>	172J95	Omit JS. For use with OMNI	NC

Joystick Mount (Fixed, Swing-Away, Retractable, Midline)			
<input type="checkbox"/>	172JM10	Fixed Mount	NC
<input type="checkbox"/>	172JM11	Swing Away Mount	\$412.00
<input type="checkbox"/>	172JM15	Retractable Joystick mount w/45° stops	\$765.00
<input type="checkbox"/>	172JM14	Mid Line Mount	\$412.00

Joystick Mount (Location)			
<i>Height Adjustable.</i>			
<input type="checkbox"/>	172HM1	Right Side Mount	NC
<input type="checkbox"/>	172HM2	Left Side Mount	NC

Joystick Handle (Optional)			
<input type="checkbox"/>	172JH1	Ball Handle	\$101.00
<input type="checkbox"/>	172JH2	Foam Ball Handle	\$101.00
<input type="checkbox"/>	172JH4	T-Handle	\$101.00
<input type="checkbox"/>	172JH6	Goalpost	\$101.00

Attendant Control			
<input type="checkbox"/>	1720A04	Attendant Control for R-net	\$1,131.00

Attendant Mounting location			
<input type="checkbox"/>	172DN1	Mounting location: Right Back Cane	NC
<input type="checkbox"/>	172DN2	Mounting Location: Left Back Cane	NC

R-net OMNI and Output Options			
<i>(For expandable controls, choose all that apply)</i>			
<input type="checkbox"/>	172ON6	R-net OMNI Input Control Module and display with built-in Infrared and armrest mount. Choose mount below. (required for Specialty Input Devices.)	\$2,201.00
<input type="checkbox"/>	172ON7	R-net Output Module (ECM)	\$1,131.00
<input type="checkbox"/>	172ON8	R-net Bluetooth Mouse-mover for Windows / Android	\$1,131.00
<input type="checkbox"/>	172ON9	R-net Bluetooth for Apple Devices	\$1,131.00

<i>(If used with Joystick must be mounted opposite side)</i>			
<input type="checkbox"/>	172DS04	Swing Away Left Side OMNI Mount	NC
<input type="checkbox"/>	172DS03	Swing Away Right Side OMNI Mount	NC

Switch inputs for Joysticks or OMNI			
<i>Drive or Mode / Profile Control</i>			
<input type="checkbox"/>	172SW22	Stereo to 2 Mono Splitter	\$79.00
<input type="checkbox"/>	172SW1	Buddy Button Switch	\$101.00
<input type="checkbox"/>	172SW4	Micro Light Switch	\$101.00
<input type="checkbox"/>	172SW24	Egg Switch-Black	\$127.00
<input type="checkbox"/>	172SW21	Dual toggle switch and bracket	\$227.00
<input type="checkbox"/>	172SW35	Switch-It Mini 1 button on Mono plug	\$284.00
<input type="checkbox"/>	172SW36	Switch-It Mini 2 button on 2 Mono plugs	\$284.00
<input type="checkbox"/>	172SW37	Switch-It Mini 2 button on 1 Stereo plug	\$284.00
<input type="checkbox"/>	172SW38	Switch-It Mini 4 button on DB9 connector	\$284.00

Switch Mount Bracket			
<input type="checkbox"/>	172EM01	Single Switch Mount Bracket	\$262.00

R-net Electronic Programmer			
<input type="checkbox"/>	172PR5	R-net PC Programmer with Dongle	\$652.00

5. Specialty Driver Control Options

Requires expandable R-net controls and OMNI unless otherwise noted.

5a. Proportional Control Packages

Head Control Proportional Packages				Chin Control Proportional Joystick Packages			
<input type="checkbox"/> Switch-It Dual Pro Proportional Head Control with Whitmyer and Facial Pads (Adult) \$6,939.00				<input type="checkbox"/> Switch-It Versa-Guide Chin Control Compact Joystick and Egg Switch Package \$2,857.00			
172ID72		Switch-It Dual Pro Head Control w/facial pad	\$6,513.00	172ID71		Switch-It Versa-Guide Compact Proportional Joystick	\$2,163.00
172IJ04		SA Boom Mount with Egg Switch Control	\$426.00	172IM07		S/A Mount off backrest	\$268.00
<input type="checkbox"/> Switch-It Dual Pro Proportional Head Control with Spot Pads Package \$6,939.00				<input type="checkbox"/> Switch-It Versa-Guide Chin Control Compact Joystick and Proximity Flex Switches Package \$3,119.00			
172ID70		Switch-It Dual Pro Head Control w/Spot pads	\$6,513.00	172IJ04		SA Boom Mount with egg switch	\$426.00
172IJ04		SA Boom Mount with Egg Switch Control	\$426.00	<input type="checkbox"/> Switch-It Versa-Guide Bib Chin Control Compact Joystick with Proximity Flex switches Package Std 6" \$3,654.00			
<input type="checkbox"/> Switch-It Dual Pro Proportional Head Control with Facial Pads and Gooseneck Mounted Proximity Switch Pkg \$6,939.00				172ID71		Switch-It Versa-Guide Compact Proportional Joystick	\$2,163.00
172ID72		Switch-It Dual Pro Head Control w/facial pad	\$6,513.00	172IM08		Dual Flex Proximity Switches (requires no force)	\$688.00
172IJ11		SA Gooseneck Mount with Proximity Switch Control	\$426.00	172IM07		S/A Mount off backrest	\$268.00
<input type="checkbox"/> Switch-It Dual Pro Proportional Head Control with Spot Pads and Gooseneck Mounted Proximity Switch Pkg \$6,939.00				<input type="checkbox"/> Switch-It Versa-Guide Bib Chin Control Compact Joystick with Proximity Flex switches Package Large 8" \$3,725.00			
172ID70		Switch-It Dual Pro Head Control w/Spot pads	\$6,513.00	172ID71		Switch-It Versa-Guide Compact Proportional Joystick	\$2,163.00
172IJ11		SA Gooseneck Mount with Proximity Switch Control	\$426.00	172IM08		Dual Flex Proximity Switches (requires no force)	\$688.00
				172IM05		Bib mount Small	\$803.00
				<input type="checkbox"/> Switch-It Versa-Guide Bib Chin Control Compact Joystick with Proximity Flex Switches Package Large 8" \$3,392.00			
				172ID71		Switch-It Versa-Guide Compact Proportional Joystick	\$2,163.00
				172IM08		Dual Flex Proximity Switches (requires no force)	\$688.00
				172IM06		Bib mount Large	\$874.00
				<input type="checkbox"/> Switch-It Versa-Guide Bib Chin Control Compact Joystick with Egg Switch Package Std 6" \$3,392.00			
				172ID71		Switch-It Versa-Guide Compact Proportional Joystick	\$2,163.00
				172IM05		Bib mount Small	\$803.00
				172IJ04		SA Boom Mount with egg switch	\$426.00
				<input type="checkbox"/> Switch-It Versa-Guide Bib Chin Control Compact Joystick with Egg Switch Package Large 8" \$3,463.00			
				172ID71		Switch-It Versa-Guide Compact Proportional Joystick	\$2,163.00
				172IM06		Bib mount Large	\$874.00
				172IJ04		SA Boom Mount with egg switch	\$426.00
				<input type="checkbox"/> Switch-It Micro-Pilot Bib Chin Control with Egg Switch Package Std 6" \$4,978.00			
				172ID62		Micro-Pilot Proportional Joystick	\$3,749.00
				172IM05		Bib mount Small	\$803.00
				172IJ04		SA Boom Mount with egg switch	\$426.00
				<input type="checkbox"/> Switch-It Micro-Pilot Bib Chin Control with Egg Switch Package Large 8" \$5,049.00			
				172ID62		Micro-Pilot Proportional Joystick	\$3,749.00
				172IM06		Bib mount Large	\$874.00
				172IJ04		SA Boom Mount with egg switch	\$426.00
				<input type="checkbox"/> Switch-It Micro-Guide Bib Chin Control with Egg Switch Package Std 6" \$5,853.00			
				172ID63		Micro-Guide Proportional Joystick	\$4,624.00
				172IM05		Bib mount Small	\$803.00
				172IJ04		SA Boom Mount with egg switch	\$426.00
				<input type="checkbox"/> Switch-It Micro-Guide Bib Chin Control with Egg Switch Package Large 8" \$5,924.00			
				172ID63		Micro-Guide Proportional Joystick	\$4,624.00
				172IM06		Bib mount Large	\$874.00
				172IJ04		SA Boom Mount with egg switch	\$426.00

Hand Control Proportional Joystick Packages

<input type="checkbox"/> Switch-It Versa-Guide Compact Joystick Midline with Gatlin Package \$2,513.00			
172ID71		Switch-It Versa-Guide Compact Proportional Joystick	\$2,163.00
172IJ07		S/A Gatlin Mount	\$350.00
<input type="checkbox"/> Switch-It Versa-Guide Compact Joystick Midline and prox flex switches with Gatlin Package \$3,201.00			
172ID71		Switch-It Versa-Guide Compact Proportional Joystick	\$2,163.00
172IM08		Dual Flex Proximity Switches (requires no force)	\$688.00
172IJ07		S/A Gatlin Mount	\$350.00
<input type="checkbox"/> Switch-It Micro-Pilot Joystick with Space Disc Package \$4,251.00			
172ID62		Micro-Pilot Proportional Joystick	\$3,749.00
172IJ08		S/A SpaceDisc mount	\$502.00
<input type="checkbox"/> Switch-It Micro-Guide Joystick with SpaceDisc Package \$5,126.00			
172ID63		Micro-Guide Proportional Joystick	\$4,624.00
172IJ08		S/A SpaceDisc mount	\$502.00

5. Specialty Driver Control Options (cont.)

5b. Switch Control

Requires Headrest and/or Headrest Mount

3 Switch Proximity Head Arrays Choose headrest mount below

<input type="checkbox"/> Switch-It Head Array Package 3 Switch Curved (Long)		\$5,679.00
172II13	Switch-It Proximity Head Array Long	\$5,253.00
172IJ09	SA Boom Mount with Egg Switch Control	\$426.00
<input type="checkbox"/> Switch-It Head Array Package 3 switch curved (Stubby)		\$6,037.00
172II14	Switch-It Proximity Head Array Stubby	\$5,611.00
172IJ09	SA Boom Mount with Egg Switch Control	\$426.00


5 Switch Proximity Head Array (No Egg Switch Needed) Choose "Headrest Mount for Special Controls"

<input type="checkbox"/> 172II04	Switch-It Head Array 5 switch flat	\$5,679.00
----------------------------------	------------------------------------	------------

Sip N Puff Package Choose headrest and HR mount below

<input type="checkbox"/> Quickie Sip n' Puff System		\$3,100.00
172ID34	Sip n' Puff Kit	\$2,189.00
172IH1	Sip n' Puff Tubing and SA Hardware	\$485.00
172IJ10	S/A Boom Mount with egg switch	\$426.00

Whitmyer Headrest Mount for Specialty Controls

<input type="checkbox"/> 172MH23	Whitmyer Linx Headrest Mount, Quick Release	 \$405.00
----------------------------------	---	--

Whitmyer Headrest Pad for Specialty controls

<input type="checkbox"/> 172HE79	Plush Pad 8" for Specialty controls	\$328.00
<input type="checkbox"/> 172HE80	Plush Pad 10" for Specialty controls	\$328.00
<input type="checkbox"/> 172HE81	Plush Pad 14" for Specialty controls	\$328.00
<input type="checkbox"/> 172HE90	Adjusta-A-Plush Headrest Pad Narrow	\$328.00
<input type="checkbox"/> 172HE91	Adjusta-A-Plush Headrest Pad Standard	\$328.00

Extra Swing Away Head Boom Egg Switch and Mount

<input type="checkbox"/> 172IJ05	Extra S/A Boom Mount with egg switch #1	\$122.00
<input type="checkbox"/> 172IJ06	Extra S/A Boom Mount with egg switch #2	\$122.00

Single Switches

<input type="checkbox"/> 172IB02	Buddy Button Switch	\$114.00
<input type="checkbox"/> 172IB05	Micro Light Switch	\$101.00
<input type="checkbox"/> 172IB06	Egg Switch-Black	\$142.00
<input type="checkbox"/> 172IB07	Switch-It Mini 1 button on Mono plug	\$284.00

6. SEAT TYPE

<input type="checkbox"/>	172ST56	Quickie ASAP II (Adjustable Seating and Positioning) Choose Seat Frame Size Platform.	\$881.00
--------------------------	---------	---	----------

ASAP II Frame Size Platform

(each frame is width and depth adjustable within given range.)

<input type="checkbox"/>	172FU17	Adjustable 12x12 to 16X19 (A)	NC
<input type="checkbox"/>	172FU18	Adjustable 16x12 to 20x20 (B)	NC
<input type="checkbox"/>	172FU19	Adjustable 18x16 to 22x22 (C)	NC

7. SEAT SIZE

Seat Size Matrix. *Seat type is chosen in section 5.*

A = ASAP II Seat Frame
(Adjustable from 12x12 to 16X19)

B = ASAP II Seat Frame
(Adjustable from 16X12 to 20X20)

C = ASAP II Seat Frame
(Adjustable from 18X16 to 22X22)

		ASAP II Seat Width									
		12"	13"	14"	15"	16"	17"	18"	19"	20"	22"
Seat Depth	12"	A	A	A	A	A,B	B	B	B	B	
	13"	A	A	A	A	A,B	B	B	B	B	
	14"	A	A	A	A	A,B	B	B	B	B	
	15"	A	A	A	A	A,B	B	B	B	B	
	16"	A	A	A	A	A,B	B	B,C	B,C	B,C	C
	17"	A	A	A	A	A,B	B	B,C	B,C	B,C	C
	18"	A	A	A	A	A,B	B	B,C	B,C	B,C	C
	19"	A	A	A	A	A,B	B	B,C	B,C	B,C	C
	20"					B	B	B,C	B,C	B,C	C
	21"								C	C	C
22"								C	C	C	

Seat Width				
<input type="checkbox"/>	172R21	12"	Seat width	NC
<input type="checkbox"/>	172R22	13"	Seat width	NC
<input type="checkbox"/>	172R23	14"	Seat width	NC
<input type="checkbox"/>	172R24	15"	Seat width	NC
<input type="checkbox"/>	172R5	16"	Seat width	NC
<input type="checkbox"/>	172R6	17"	Seat width	NC
<input type="checkbox"/>	172R7	18"	Seat width	NC
<input type="checkbox"/>	172R8	19"	Seat width	NC
<input type="checkbox"/>	172R9	20"	Seat width	NC
<input type="checkbox"/>	172R25	22"	Seat width	NC

Seat Depth				
<input type="checkbox"/>	172RF20	12"	Seat depth	NC
<input type="checkbox"/>	172RF21	13"	Seat depth	NC
<input type="checkbox"/>	172RF22	14"	Seat depth	NC
<input type="checkbox"/>	172RF23	15"	Seat depth	NC
<input type="checkbox"/>	172RF5	16"	Seat depth	NC
<input type="checkbox"/>	172RF6	17"	Seat depth	NC
<input type="checkbox"/>	172RF7	18"	Seat depth	NC
<input type="checkbox"/>	172RF8	19"	Seat depth	NC
<input type="checkbox"/>	172RF24	20"	Seat depth	NC
<input type="checkbox"/>	172RF26	21"	Seat depth	NC
<input type="checkbox"/>	172RF25	22"	Seat depth	NC

24" Seat Width				
<input type="checkbox"/>	172VU16	E2202	24" Seat width (fixed width, depth is adjustable 16" to 22" deep) N/A with Power or manual recline back or sling back upholstery.	\$557.00

8. SEAT CUSHIONS

JAY Cushion Bundling			
<input type="checkbox"/>	172JC14	JAY Cushion <u>On Chair Order</u> Choose Cushion in section 17c	See Order Form

9. POWERED SEATING

Power Seating Options

<input type="checkbox"/>	172PJ7	Quickie SPOT 50° CG Tilt (1 Actuator)	\$7,385.00
<input type="checkbox"/>	172PJ5	Quickie HD SPOT 50° CG Tilt (400 lbs. weight limit) (1 Actuator)	\$7,385.00

Powered Seat Elevator- (AKA: Power Lift)

<input type="checkbox"/>	172PA27	12" Power Seat Elevate for use with tilt (Must be ordered with SPOT II, NA with QM-715 HD)(1 Actuator)	\$3,663.00
--------------------------	---------	--	------------

Power Seating Control

Powered Seating Switch Control Method

(For use with power seating actuators. Switch activation is stand-alone and does not require expandable or thru-drive electronics.)

Single Actuator Switch Control (Tilt)

<input type="checkbox"/>	172EO10	Switch Control 1 actuator with <u>Dual Toggle</u>	NC
<input type="checkbox"/>	172EO11	Switch Control 1 actuator with <u>Buddy Button</u>	NC
<input type="checkbox"/>	172EO19	Switch Control 1 actuator with Switch-It Mini 1 button	NC
<input type="checkbox"/>	172EO20	Switch Control 1 actuator with Switch-It Mini 2 button	NC

2-3 Actuator Switch Control (Tilt/Legs, Lift/Tilt)

<input type="checkbox"/>	172EO21	Switch Control 2-3 actuator with <u>Dual Toggle</u>	\$796.00
<input type="checkbox"/>	172EO12	Switch Control 2-3 actuator with <u>4-way toggle</u>	\$796.00
<input type="checkbox"/>	172EO23	Switch Control 2-3 actuator with Switch-It Mini 2 button	\$796.00
<input type="checkbox"/>	172EO22	Switch Control 2-3 actuator with Switch-It Mini 4 button	\$796.00

Switch Mount

(for use with switch control powered seating)

<input type="checkbox"/>	172EY01	Switch Mount Right	NC
<input type="checkbox"/>	172EY02	Switch Mount Left	NC

Powered Seating Thru-drive Control Method.

Thru-Drive 1 Seat Function

<input type="checkbox"/>	172EO28	Thru Drive 1 seat Function (For operating Tilt thru Joystick) Includes Ctrl+5	\$1,858.00
--------------------------	---------	---	------------

Thru-Drive 2+ Actuator

<input type="checkbox"/>	172EO29	Thru Drive 2+ Actuators: (For operating Tilt, recline, lift, power legs) Includes Ctrl+5	\$2,679.00
--------------------------	---------	--	------------

Powered Seating Thru-drive Control Options

Assignable Buttons

"Assignable Button" feature allows for customization of joystick buttons and/or Ctrl+5 Switches allowing access to various wheelchair and seating functions. When enabled, chair will be pre-programmed with seating functions assigned to buttons on the joystick. Assignments can be changed via PC Dongle.

<input type="checkbox"/>	172PM01	Enable Assignable buttons	NC
--------------------------	---------	---------------------------	----

Ctrl+5 Switchbox Options

Ctrl+5 allows direct control to 5 power seating functions (10 total switches).

Switches can also be used with assignable buttons for greater flexibility.

Box includes 3-Amp USB port for charging portable devices

<input type="checkbox"/>	172QG01	Ctrl+5 Switchbox mounted behind joystick	NC
<input type="checkbox"/>	172QG02	Ctrl+5 Switchbox mounted opposite joystick	NC
<input type="checkbox"/>	172QG03	Ctrl+5 Switchbox mounted on back cane	NC
<input type="checkbox"/>	172QG05	Omit Ctrl+5	(\$656.00)



Ctrl+5 Switch Type

<input type="checkbox"/>	172EY03	Push buttons	NC
<input type="checkbox"/>	172EY04	Toggle switches	\$328.00

10. BACKREST AND BACK OPTIONS

Backrest Frame Type

<input type="checkbox"/>	172BT8	Angle Adjustable (ASAP II Seat only)	NC
<input type="checkbox"/>	172BT98	Manual Recline 40° (ASAP II Seat only) <i>not width adjustable</i>	\$569.00

Manual Recline Adjustment Method Option

Back Cane Height 23".

<input type="checkbox"/>	172MN01	Tool	NC
<input type="checkbox"/>	172MN02	Knob (NA with Cantilever or dual post arms.)	NC

Angle Adjustable Backrest Options

(NA with Manual recline)

<input type="checkbox"/>	172OD8	Non-Folding Backrest	NC
<input type="checkbox"/>	172OD9	Folding Backrest	\$145.00

Cane Angle

<input type="checkbox"/>	172BP40	Straight Back Post	NC
<input type="checkbox"/>	172BP41	8° Bend Back Post (Avail. only w/ Upholstery or J3 Back)	\$134.00

Towel Bar Depth

<input type="checkbox"/>	172QT03	Shallow (NA with Upholstery backs.)	NC
<input type="checkbox"/>	172QT04	Deep (Extends 4" from back canes for deep backs)	NC

Back Cane

(Upholstery Height Measured pan to top of upholstery.)

<input type="checkbox"/>	Low (15.5") 172B1	<input type="checkbox"/>	Med (17.5") 172B5	<input type="checkbox"/>	Tall (19.5") 172B9
--------------------------	-------------------	--------------------------	-------------------	--------------------------	--------------------

Back Type

<input type="checkbox"/>	172BU76	S.P.O.T. Curved	NC
<input type="checkbox"/>	172BU77	JAY SPO Posterior Positioning (ASAP II only)	\$634.00
<input type="checkbox"/>	172BU78	ART SPO Custom Back (ASAP II only) See appendix 1	See Pg. 8
<input type="checkbox"/>	172BU14	Omit Back.	NC

Jay 3 Option (select Omit above)

<input type="checkbox"/>	172JC08	Jay J3 <u>On Chair Order</u> Choose back, headrest, laterals in section 17a,b,c	NC
--------------------------	---------	--	----

Back Height - Required for SPOT Curved, SPO Backs.

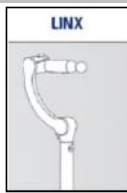
(Limited combinations of widths) Measured from pan to top of solid back.

<input type="checkbox"/>	172B132	14"			NC
<input type="checkbox"/>	172B36	16"			NC
<input type="checkbox"/>	172B38	18"			NC
<input type="checkbox"/>	172B40	20"			NC
<input type="checkbox"/>	172B42	22"			NC
<input type="checkbox"/>	172B44	24"			NC
<input type="checkbox"/>	172B140	26"			NC

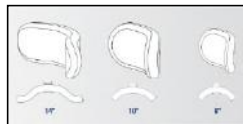
12. HEADREST OPTIONS

Choose One Each.

Whitmyer Headrest Mount			
<input type="checkbox"/>	172MH10	Axys Mount & Bracket	\$334.00
<input type="checkbox"/>	172MH11	Cobra Mount and Bracket	\$613.00
<input type="checkbox"/>	172MH1	Linx Mount and Bracket	\$251.00



Whitmyer Headrest Pad			
<input type="checkbox"/>	172HE65	Plush Head Support Pad 8"	\$251.00
<input type="checkbox"/>	172HE66	Plush Head Support Pad 10"	\$251.00
<input type="checkbox"/>	172HE78	Plush Head Support Pad 14"	\$251.00
<input type="checkbox"/>	172HE82	Adjust-a-Plush Head Support Pad Narrow	\$387.00
<input type="checkbox"/>	172HE83	Adjust-a-Plush Head Support Pad Std	\$387.00



13. POSTURAL SUPPORTS

LATERAL THORACIC SUPPORT (Swing Away)

Available on all Solid Backs.

<input type="checkbox"/>	LAT 4X4 S/A MOUNTS W/ 1" OFFSET - PR		\$434.00
	172ZV14	LATERAL 4X4 W/ 1" OFFSET - PAIR	\$134.00
	172ZS07	LATERAL SWING AWAY MOUNT - PAIR	\$300.00
<input type="checkbox"/>	LAT 4X5 S/A MOUNTS W/ 1" OFFSET - PR		\$434.00
	172ZV15	LATERAL 4X5 W/ 1" OFFSET - PAIR	\$134.00
	172ZS07	LATERAL SWING AWAY MOUNT - PAIR	\$300.00
<input type="checkbox"/>	LAT 4X6 S/A MOUNTS W/ 1" OFFSET - PR		\$434.00
	172ZV16	LATERAL 4X6 W/ 1" OFFSET - PAIR	\$134.00
	172ZS07	LATERAL SWING AWAY MOUNT - PAIR	\$300.00
<input type="checkbox"/>	LAT 6X4 S/A MOUNTS W/ 1" OFFSET - PR		\$434.00
	172ZV17	LATERAL 6X4 W/ 1" OFFSET - PAIR	\$134.00
	172ZS07	LATERAL SWING AWAY MOUNT - PAIR	\$300.00
<input type="checkbox"/>	LAT 6X5 S/A MOUNTS W/ 1" OFFSET - PR		\$434.00
	172ZV18	LATERAL 6X5 W/ 1" OFFSET - PAIR	\$134.00
	172ZS07	LATERAL SWING AWAY MOUNT - PAIR	\$300.00
<input type="checkbox"/>	LAT 6X6 S/A MOUNTS W/ 1" OFFSET - PR		\$434.00
	172ZV19	LATERAL 6X6 W/ 1" OFFSET - PAIR	\$134.00
	172ZS07	LATERAL SWING AWAY MOUNT - PAIR	\$300.00

CHEST STRAP

<input type="checkbox"/>	172ZR03	Padded Chest Strap	\$300.00
--------------------------	---------	--------------------	----------

Swing Away Knee Adductor Supports

Available only with Fixed and Power Centermount Legrests.

Not available with Dual Post Arm Rests or 2-point Locking Cantilever Arms

Knee Adductor Supports - LEFT (choose Pad and Arm)			\$528.00
Pad Size			
<input type="checkbox"/>	172KB5	Knee Adductor Pad SM- Left	\$228.00
<input type="checkbox"/>	172KB7	Knee Adductor Pad LG- Left	\$228.00
S/A Arm Size			
<input type="checkbox"/>	172XX04	Swing Away Short - Left	\$300.00
<input type="checkbox"/>	172XX06	Swing Away Long - Left	\$300.00
Knee Adductor Supports - RIGHT (choose Pad and Arm)			\$528.00
Pad Size			
<input type="checkbox"/>	172KB6	Knee Adductor Pad SM- Right	\$228.00
<input type="checkbox"/>	172KB8	Knee Adductor Pad LG- Right	\$228.00
S/A Arm Size			
<input type="checkbox"/>	172XX05	Swing Away Short - Right	\$300.00
<input type="checkbox"/>	172XX07	Swing Away Long - Right	\$300.00

Long Thigh Support w/Removable Mount

Available with Cantilever Arms, NA with Manual Recline Back, Dual Post, Single Post or Cantilever w/ 2 pt Locking arms.

<input type="checkbox"/>	SPOT Long Thigh Support - Left		\$434.00
	172TV2	Long Thigh Support - Left	\$134.00
	172TX1	Removable Mount - Left	\$300.00
<input type="checkbox"/>	SPOT Long Thigh Support - Right		\$434.00
	172TV1	Long Thigh Support - Right	\$134.00
	172TX2	Removable Mount - Right	\$300.00

14. ARMREST AND ARMPAD OPTIONS

Cantilever Armrest Mounting			
Cantilever Armrests			
<i>(Adjustable length arm pad included (choose Pad setting below, except for Low Arm Option) NA with Manual Recline Back</i>			
<input type="checkbox"/>	172EG12	STD Cantilever Arm 9"-12" Ht Range	Std
<input type="checkbox"/>	172EG13	Low Cantilever Arm 7"-10" Ht Range (Choose ASAPII pad type and size below)	NC
<input type="checkbox"/>	172EG10	Standard Cantilever Arm w/ 2 Point Locking Post. (9"-10" Ht Range.) NA w/ seat depths below 16"	\$307.00
<input type="checkbox"/>	172EG11	Standard Cantilever Arm w/ 2 Point Locking Post. (11"-12" Ht Range.) NA w/ seat depths below 16"	\$307.00

Cantilever Arm pad				
Pad Setting Options for Standard Cantilever Arm				
Left Arm Pad (Std)		Right Arm Pad (Std)		
<input type="checkbox"/>	172AE11	Full Length Cantilever (14")	<input type="checkbox"/>	172AB11
<input type="checkbox"/>	172AE10	Desk Length Cantilever (10")	<input type="checkbox"/>	172AB10

Single - Dual Post Armrest Mounting			
Single Post Armrests			
<input type="checkbox"/>	172EG14	Single Post Height Adjustable - Std.	\$307.00
<input type="checkbox"/>	172EG15	Single Post Height Adjustable - Low	\$307.00

Dual Post Armrests (NA with Infinite Seat Depth)			
<input type="checkbox"/>	172EG09	Shrt Dual Post Flip Back HT Adj 10"-15"	\$401.00
<input type="checkbox"/>	172EG23	Lng Dual Post Flip Back HT Adj 10"-15"	\$401.00

Pad Type / Size Options for Dual Post / Single Post / Low Cantilever				
Left Arm Pad (NC)		Right Arm Pad (NC)		
<input type="checkbox"/>	172AE01	Desk Length Waterfall (10")	<input type="checkbox"/>	172AB01
<input type="checkbox"/>	172AE02	Full Length Waterfall (14") NA w/Low Cantilever arm	<input type="checkbox"/>	172AB02
<input type="checkbox"/>	172AE03	Desk Length Standard (10")	<input type="checkbox"/>	172AB03
<input type="checkbox"/>	172AE04	Full Length Standard (14") NA w/Low Cantilever arm	<input type="checkbox"/>	172AB04

15. HANGERS AND FOOTRESTS

Swing-away Hangers

Non-Powered Swing Away Legrests

Sold as Pairs

<input type="checkbox"/>	172H2	70° Swing Away (B)	NC
<input type="checkbox"/>	172H6	90° Swing Away (B) (5.5-9")	NC
<input type="checkbox"/>	172H138	Manual ELR S/A (B) (Avail. with Fixed Centermount, choose below)	\$374.00

Power Elevating Legrests (2 Actuators)

<input type="checkbox"/>	172H126	Swing Away Power ELR w/ Articulation Pair (B footplates) (N/A for 12" or 13" wide)	\$3,177.00
--------------------------	---------	---	------------

Footplates For Swing Away Hangers

<input type="checkbox"/>		B - Adult Angle Adjust w/Heel Loop for use with 70° hanger and ELR (Pair)	\$217.00
	172F282	Adult Angle Adjustable Footplate	\$217.00
	172HL10	Heel Loop	NC
<input type="checkbox"/>		B - Adult Angle Adjust w/Heel Loop for use with 90° hanger (Pair)	\$217.00
	172F285	Adult Angle Adjustable Footplate	\$217.00
	172HL10	Heel Loop	NC
<input type="checkbox"/>		C - Kids Angle Adjust w/Leg Strap for use with 70° hanger (Pair)	\$217.00
	172F283	Kids Angle Adjustable Footplate	\$217.00
	172LS13	Leg Strap	NC
<input type="checkbox"/>		C - Kids Angle Adjust w/Leg Strap for use with 80° and 90° hanger (Pair)	\$217.00
	172F286	Kids Angle Adjustable Footplate	\$217.00
	172LS13	Leg Strap	NC
<input type="checkbox"/>	172F279	Omit Footplate and extension tube	NC

Omit Hangers

<input type="checkbox"/>	172H144	Omit Hangers	NC
--------------------------	---------	--------------	----

Hanger Extensions (See range listed in matrix below)

NOTE: Not all extension tubes will be available; depending on the seat height, some extension tube options may not offer enough ground clearance.

<input type="checkbox"/>	172E16	High Mount Hanger	\$90.00
<input type="checkbox"/>	172E1	Short	NC
<input type="checkbox"/>	172E2	Medium	NC
<input type="checkbox"/>	172E5	Long	NC

Footrest Accessories

<input type="checkbox"/>	1725A01	Toe Loop (Pair) Only avail on (opt B).	\$49.00
<input type="checkbox"/>	172LS14	Extra Leg Strap	\$57.00

Centermount Legrests

Non-Powered Centermount Legrests

Fixed Centermount Legrests (includes footplate)

Plus options below

<input type="checkbox"/>	172H134	Fixed Center ASAP II Mount Short	NC
<input type="checkbox"/>	172H135	Fixed Center ASAP II Mount Long	NC

Angle Adjustable Center Mount Legrests for ASAP II

<input type="checkbox"/>	172H104	Angle adjustable Centermount Medium 3" - 11.25" Choose Footplate (I or J) infinite and Independent leg length and angle adjustable	\$404.00
<input type="checkbox"/>	172H108	Angle adjustable Centermount Long 3" - 13.25" Choose Footplate (I or J) infinite and Independent leg length and angle adjustable	\$404.00

Power Centermount (2 Actuators)

<input type="checkbox"/>	172H127	Power Centermount ELR w/7.5" Power Articulation (F) Centermount footplates plus Custom Options Below	\$3,169.00
--------------------------	---------	--	------------

Power Centermount Footplate Extension Option (For Thru-Drive Operation)

<input type="checkbox"/>	172IE01	Enable 7.5" Powered footplate extension for transfer assist. (Electronics programmed to allow footplates to be extended <u>with or without</u> legrest being raised)	\$546.00
<input type="checkbox"/>	172IE02	Disable Footplate extension for transfers. (Electronics programmed to <u>ONLY</u> extend footplates when legs are raised)	NC

Centermount Footplates

<input type="checkbox"/>		F - Centermount Dual Footplate and Heel Block (Pair) <i>(Individually Height (3"-19") and Angle Adjustable)</i>	\$262.00
	172F315	CMT Angle Adjustable Footplates	\$262.00
	172HL14	Padded and Adjustable Heel Block	NC
<input type="checkbox"/>		I - Angle adj Centermount Footplate Pair Small	\$218.00
	172F125	Small Adjustable Footplates 5.75" x 6" each	\$218.00
<input type="checkbox"/>		J - Angle adj Centermount Footplate Pair Large	\$241.00
	172F126	Large Angle Adjustable Footplates 5.75" x 10" each	\$241.00

Custom Centermount Options

<input type="checkbox"/>	172DI26	Extra Large Single Footplate for Centermount Footrest. Size 16"W x 14"D	\$328.00
<input type="checkbox"/>	172DI27	Gel Foot Pads for XL Single Centermount Footplate.	\$328.00
<input type="checkbox"/>	172DI28	Extra Large Pair Curved Calf Pads for Center Mount Legrests. Fully adjustable	\$328.00

Lower Leg Length Matrix (measured seat pan to the top of the footplate surface)						Footplate Matrix			
Hanger Type	Standard	High Mount	Short	Medium	Long	B	F	I	J
70° Swing Away		7"-14"	13.5"- 16"	16"-18.5"	18"-20.5"	X			
90° Swing Away		5.5-9" Footplate mounts to front of hanger.				X			
Manual ELR S/A			12.5"-17"	14.5"-19"	17"-21"	X			
Power ELR S/A			12"-14"	14"-17"	16.5"-19"	X			
Fixed Cntrmnt ASAP			12.5"-15.5"		14.5"-19.5"	Single Footplate			
Angle Adj Cntrmnt				3"-13"	3"-15"			X	X
Power Cntrmnt	3"-19"					X			

16. ACCESSORIES

Wheelchair Tray Table			
<input type="checkbox"/>	1727A01	Tray Table SM Tuffak 12"-14" Pwr	\$351.00
<input type="checkbox"/>	1727A02	Tray Table MED Tuffak 15"-17" Pwr	\$351.00
<input type="checkbox"/>	1727A03	Tray Table LRG Tuffak 18"-20" Pwr	\$351.00

Positioning Belt - Select for any style seat			
<input type="checkbox"/>	172EJ01	Auto Style Buckle	NC
<input type="checkbox"/>	172EJ02	Belt 2" Aircraft Buckle	\$173.00
<input type="checkbox"/>	172EJ03	Belt 2" Aircraft Buckle Padded	\$188.00

Backpack			
<input type="checkbox"/>	172A1	Black Utility	\$103.00

Accessories			
<input type="checkbox"/>	1728A09	Ram Phone Mount on Round JS tube	\$71.00
<input type="checkbox"/>	1728A10	Ram Tablet Mount on Round JS tube	\$284.00
<input type="checkbox"/>	1728A11	Ram Cup holder	\$71.00
<input type="checkbox"/>	1728A12	Switch-It Remote Stop Switch	\$1,273.00



JAY® Signature Series Backrest and Accessories

Note: Not all sizes and configurations shown below, for full offering visit www.sunrisemedical.ca

17a. JAY BACKREST

Seat width must can be equal to or 2" less than selection in section 7.

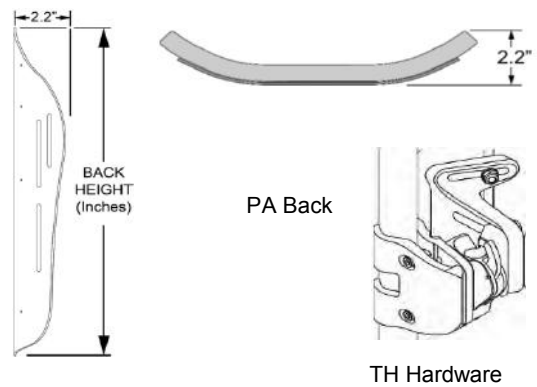
JAY J3 Back PA (2.2" Contour Depth)

UT Shells- Heavy Duty TH 2 Point Hardware

<input type="checkbox"/>	172JT01	J3PAUTS16TH	16" Wide J3 Back w/ 16.5" Shell Height	\$924.00
<input type="checkbox"/>	172JT02	J3PAUTS18TH	18" Wide J3 Back w/ 16.5" Shell Height	\$924.00
<input type="checkbox"/>	172JT03	J3PAUTS20TH	20" Wide J3 Back w/ 16.5" Shell Height	\$924.00
<input type="checkbox"/>	172JT04	J3PAUTM16TH	16" Wide J3 Back w/ 18" Shell Height	\$924.00
<input type="checkbox"/>	172JT05	J3PAUTM18TH	18" Wide J3 Back w/ 18" Shell Height	\$924.00
<input type="checkbox"/>	172JT06	J3PAUTM20TH	20" Wide J3 Back w/ 18" Shell Height	\$924.00
<input type="checkbox"/>	172JT07	J3PAUTM22TH	22" Wide J3 Back w/ 18" Shell Height	\$1,812.00
<input type="checkbox"/>	172JT08	J3PAUTT16TH	16" Wide J3 Back w/ 19.5" Shell Height	\$924.00
<input type="checkbox"/>	172JT09	J3PAUTT18TH	18" Wide J3 Back w/ 19.5" Shell Height	\$924.00
<input type="checkbox"/>	172JT10	J3PAUTT20TH	20" Wide J3 Back w/ 19.5" Shell Height	\$924.00

SH Shells- 4 Point Standard Hardware

<input type="checkbox"/>	172JT11	J3PASHS18TH	18" Wide J3 Back w/ 21" Shell Height	\$953.00
<input type="checkbox"/>	172JT12	J3PASHS20TH	20" Wide J3 Back w/ 21" Shell Height	\$953.00
<input type="checkbox"/>	172JT13	J3PASHS22TH	22" Wide J3 Back w/ 21" Shell Height	\$1,972.00



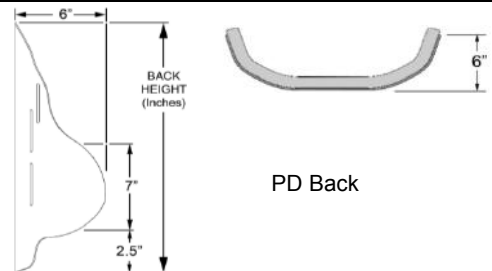
JAY J3 Back PD (6" Contour Depth)

UT Shells- Heavy Duty TH 2 Point Hardware

<input type="checkbox"/>	172JT14	J3PDUTM16TH	16" Wide J3 Back w/ 18" Shell Height	\$1,052.00
<input type="checkbox"/>	172JT15	J3PDUTM18TH	18" Wide J3 Back w/ 18" Shell Height	\$1,052.00
<input type="checkbox"/>	172JT16	J3PDUTM20TH	20" Wide J3 Back w/ 18" Shell Height	\$1,052.00

SH Shells- Heavy Duty TH 2 Point Hardware

<input type="checkbox"/>	172JT17	J3PDSHS16TH	16" Wide J3 Back w/ 21" Shell Height	\$1,137.00
<input type="checkbox"/>	172JT18	J3PDSHS18TH	18" Wide J3 Back w/ 21" Shell Height	\$1,137.00
<input type="checkbox"/>	172JT19	J3PDSHS20TH	20" Wide J3 Back w/ 21" Shell Height	\$1,137.00



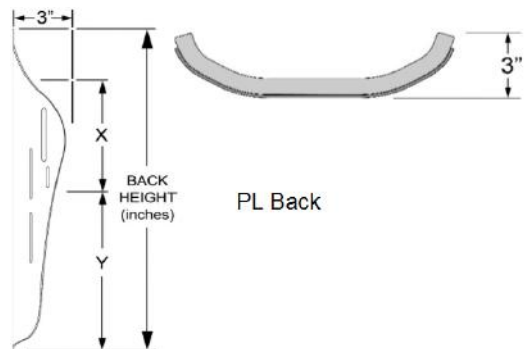
JAY J3 Back PL (3" Contour Depth)

UT Shells- Heavy Duty TH 2 Point Hardware

<input type="checkbox"/>	172JT20	J3PLUTS16TH	16" Wide J3 Back w/ 16.5" Shell Height	\$992.00
<input type="checkbox"/>	172JT21	J3PLUTS18TH	18" Wide J3 Back w/ 16.5" Shell Height	\$992.00
<input type="checkbox"/>	172JT22	J3PLUTS20TH	20" Wide J3 Back w/ 16.5" Shell Height	\$992.00
<input type="checkbox"/>	172JT23	J3PLUTM16TH	16" Wide J3 Back w/ 18" Shell Height	\$992.00
<input type="checkbox"/>	172JT24	J3PLUTM18TH	18" Wide J3 Back w/ 18" Shell Height	\$992.00
<input type="checkbox"/>	172JT25	J3PLUTM20TH	20" Wide J3 Back w/ 18" Shell Height	\$992.00
<input type="checkbox"/>	172JT26	J3PLUTT16TH	16" Wide J3 Back w/ 19.5" Shell Height	\$992.00
<input type="checkbox"/>	172JT27	J3PLUTT18TH	18" Wide J3 Back w/ 19.5" Shell Height	\$992.00
<input type="checkbox"/>	172JT28	J3PLUTT20TH	20" Wide J3 Back w/ 19.5" Shell Height	\$992.00

SH Shells- 4 Point Standard Hardware

<input type="checkbox"/>	172JT29	J3PLSHS18TH	18" Wide J3 Back w/ 21" Shell Height	\$1,020.00
<input type="checkbox"/>	172JT30	J3PLSHS20TH	20" Wide J3 Back w/ 21" Shell Height	\$1,020.00



JAY Custom Back

To order any **JAY Back not listed above**, please see the JAY price list. Cushion name or part number must be filled out w/ desired width and depth

<input type="checkbox"/>	172JB01	JAY Bundled Back	Back Name or Part #	Width:	Height:	Price List
--------------------------	---------	------------------	---------------------	--------	---------	------------

17b. JAY BACKREST ACCESSORIES

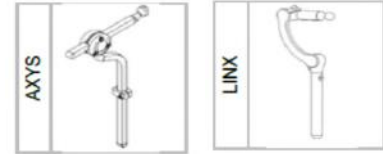
JAY J3 Back Headrest

AXYS Mount and Pad (includes removable mount)

<input type="checkbox"/>	172HD01	J3HEDX10	AXYS Headrest with 10" Plush Pad	\$529.00
<input type="checkbox"/>	172HD02	J3HEDX14	AXYS Headrest with 14" Plush Pad	\$529.00
<input type="checkbox"/>	172HD05	J3HEDXAAPS	AXYS Headrest with Narrow Adjust-a-Plush	\$667.00
<input type="checkbox"/>	172HD06	J3HEDXAAPN	AXYS Headrest with Standard Adjust-a-Plush	\$667.00

LINX Mount and Pad (includes removable mount)

<input type="checkbox"/>	172HD03	J3HEDL10	LINX Headrest with 10" Plush Pad	\$642.00
<input type="checkbox"/>	172HD04	J3HEDL14	LINX Headrest with 14" Plush Pad	\$642.00
<input type="checkbox"/>	172HD07	J3HEDLAAPS	LINX Headrest with Narrow Adjust-a-Plush	\$780.00
<input type="checkbox"/>	172HD08	J3HEDLAAPN	LINX Headrest with Standard Adjust-a-Plush	\$780.00



JAY J3 Back Laterals

Swing Away Laterals With Pad - Pair

<input type="checkbox"/>	172JW02	J3LAT4X4SA	SwingAway Let with 4"x4" Pad (PR)	\$624.00
<input type="checkbox"/>	172JW03	J3LAT4X5SA	SwingAway Let with 4"x5" Pad (PR)	\$624.00
<input type="checkbox"/>	172JW04	J3LAT4X6SA	SwingAway Let with 4"x6" Pad (PR)	\$624.00

17c. JAY CUSHIONS

Seat width must match selection in section 7. Seat depth can be +/- 2" of selection in section 7

JAY Fusion Cushion

<input type="checkbox"/>	172JU01	JFUSION1616	JAY Fusion 16" x 16"	\$976.00
<input type="checkbox"/>	172JU02	JFUSION1618	JAY Fusion 16" x 18"	\$976.00
<input type="checkbox"/>	172JU03	JFUSION1816	JAY Fusion 18" x 16"	\$976.00
<input type="checkbox"/>	172JU04	JFUSION1818	JAY Fusion 18" x 18"	\$976.00
<input type="checkbox"/>	172JU05	JFUSION1820	JAY Fusion 18" x 20"	\$976.00
<input type="checkbox"/>	172JU06	JFUSION2018	JAY Fusion 20" x 18"	\$976.00
<input type="checkbox"/>	172JU07	JFUSION2020	JAY Fusion 20" x 20"	\$976.00

JAY X2 Cushion

<input type="checkbox"/>	172JU22	JX21616	JAY X2 16" x 16"	\$881.00
<input type="checkbox"/>	172JU23	JX21618	JAY X2 16" x 18"	\$881.00
<input type="checkbox"/>	172JU24	JX21816	JAY X2 18" x 16"	\$881.00
<input type="checkbox"/>	172JU25	JX21818	JAY X2 18" x 18"	\$881.00
<input type="checkbox"/>	172JU26	JX21820	JAY X2 18" x 20"	\$881.00
<input type="checkbox"/>	172JU27	JX22020	JAY X2 20" x 20"	\$881.00

JAY Union Cushion

<input type="checkbox"/>	172JU15	JU1616	JAY UNION 16" x 16"	\$714.00
<input type="checkbox"/>	172JU16	JU1618	JAY UNION 16" x 18"	\$714.00
<input type="checkbox"/>	172JU17	JU1816	JAY UNION 18" x 16"	\$714.00
<input type="checkbox"/>	172JU18	JU1818	JAY UNION 18" x 18"	\$714.00
<input type="checkbox"/>	172JU19	JU1820	JAY UNION 18" x 20"	\$714.00
<input type="checkbox"/>	172JU20	JU2018	JAY UNION 20" x 18"	\$714.00
<input type="checkbox"/>	172JU21	JU2020	JAY UNION 20" x 20"	\$714.00

JAY Ion Cushion

<input type="checkbox"/>	172JU08	JION1616	JAY ION 16" x 16"	\$613.00
<input type="checkbox"/>	172JU09	JION1618	JAY ION 16" x 18"	\$613.00
<input type="checkbox"/>	172JU10	JION1816	JAY ION 18" x 16"	\$613.00
<input type="checkbox"/>	172JU11	JION1818	JAY ION 18" x 18"	\$613.00
<input type="checkbox"/>	172JU12	JION1820	JAY ION 18" x 20"	\$613.00
<input type="checkbox"/>	172JU13	JION2018	JAY ION 20" x 18"	\$652.00
<input type="checkbox"/>	172JU14	JION2020	JAY ION 20" x 20"	\$652.00

JAY Custom Cushion

*To order any **JAY cushions not listed above**, please see the JAY price list. Cushion name or part number must be filled out w/ desired width and depth*

<input type="checkbox"/>	172JC20	JAY Bundled Cushion	Cushion Name or Part # <input style="width: 150px;" type="text"/>	Width: <input style="width: 50px;" type="text"/>	Depth: <input style="width: 50px;" type="text"/>	Price List
--------------------------	---------	---------------------	---	--	--	------------

18. CUSTOM OPTIONS

Looking for more options? Contact our custom "built 4 me" department.

To Inquire about any unique customization for Quickie products, contact:
Phone: (800) 263-3390, or Fax: (800) 561-5834

