



Quickie Pulse™ 6 Single Power Tilt Seating

EIPW22, July 2016

Account: _____	Ship To: _____
Date: _____	Name: _____
PO#: _____	Address: _____
Buyer: _____	City,Prov,PC: _____
Marked For: _____	Phone: _____

✓ Option #	Definition	Price	✓ Option #	Definition	Price
------------	------------	-------	------------	------------	-------

1. QUICKIE Pulse™ 6

QUICKIE Pulse™ 6 SC

<input type="checkbox"/> Quickie Pulse™ 6 SC for Tilt (Fig 1.1)		\$6,298.00
195PC76	Base Package	\$6,298.00

SC Seating Specifications

Typical Chair Weight	W/battery	260lbs	W/O Battery	182lbs
Transit	ISO occupied approved			
Seat Type	ASAP II			
Seat size range	Width	12"-22"	Depth	12"-22"
STFH range	ASAP II	17.5" -21.5"		
Power Seating	50° CG tilt			

Actuators Required by Power Seating Function

50° CG tilt	1 actuator
Power Leg Function (Centermount or Swing away):	2 actuators
Combination ; Tilt and Power Elevating Legrest. (Centermount or Swing away):	3 actuators



1.1 Pulse™ SC

QUICKIE Pulse™ 6 Base Specifications

Drive Wheel Position	Midwheel Drive			Drive Wheels	13" Drive Wheels w/ flat free insert (Black or Grey)	
User weight Cap	300 lb			Tires/Casters	7" Front / 6" rear (Black or Grey)	
Base size	Width	24"	Length	34"	Charger	8A Dual Mode Charger (Compact) CTE
			Turn Radius	18"	Battery Size	Group 22
Drive Control	VR-2 90A (non-expand)		R-net EL90 (Expandable)			
Driving Range	Up to 13.5 miles					
Drive Motors	4-pole 6 mph					
			Shroud Colors	12 standard colors, 6 upgrade prints.		
			Ground Clearance	3"		

2. BASE CHAIR OPTIONS

Shroud Color			
<input type="checkbox"/>	195EZ01	Candy Apple Red	N/C
<input type="checkbox"/>	195EZ02	High Gloss Black	N/C
<input type="checkbox"/>	195EZ03	Candy Blue	N/C
<input type="checkbox"/>	195EZ04	Silver	N/C
<input type="checkbox"/>	195EZ05	Copper	N/C
<input type="checkbox"/>	195EZ08	Green Apple	N/C
<input type="checkbox"/>	195EZ09	Yellow	N/C
<input type="checkbox"/>	195EZ10	Pearl Pink	N/C
<input type="checkbox"/>	195EZ11	Candy Purple	N/C
<input type="checkbox"/>	195EZ12	Matte Black	N/C
<input type="checkbox"/>	195EZ13	Midnight Blue	N/C
<input type="checkbox"/>	195EZ15	Pearl White	N/C
<input type="checkbox"/>	195EZ06	Digital Camo.	\$515.00
<input type="checkbox"/>	195EZ07	Woodland Camo.	\$515.00
<input type="checkbox"/>	195EZ14	Carbon Fiber Print	\$515.00
<input type="checkbox"/>	195EZ17	Pink Camo	\$515.00
<input type="checkbox"/>	195EZ18	Grunge Skulls	\$515.00
<input type="checkbox"/>	195EZ16	American Flag	\$515.00

Drive wheel/tire package			
<input type="checkbox"/>	195DW60	Cast Wheel Solid Dual Density Inserts Black Knobby Tires and Black Casters	N/C

User weight			
<input type="checkbox"/>	195WG06	< 150lb.	N/C
<input type="checkbox"/>	195WG13	151-200lb	N/C
<input type="checkbox"/>	195WG14	201-250lb	N/C
<input type="checkbox"/>	195WG03	251-300lb	N/C

Ventilator Options			
<i>Not available w/ Transit, Power Legs</i>			
<input type="checkbox"/>	195VT4	Fixed Vent Tray (Pulmonetic LTV Models)	\$530.00

Motor Package			
<input type="checkbox"/>	195PF88	300lbs 6mph 4-Pole	N/C

Transit Option			
<input type="checkbox"/>	195TO40	Omit Transit	N/C
<input type="checkbox"/>	195TO25	ISO Transit Package for use with ASAPII seating.	\$373.00

Pre-Set Seat Frame Angle			
<input type="checkbox"/>	195FA10	0°	N/C
<input type="checkbox"/>	195FA3	3° NA with +3" or +4" STFH	N/C

Seat Height			
<i>(Measured in the front) - Obtain Quote to verify est. STFH</i>			
<input type="checkbox"/>	195HT44	Position "0"	N/C
<input type="checkbox"/>	195HT45	+1" Seat to Floor Height	N/C
<input type="checkbox"/>	195HT46	+2" Seat to Floor Height	N/C
<input type="checkbox"/>	195HT47	+3" Seat to Floor Height	N/C
<input type="checkbox"/>	195HT48	+4" Seat to Floor Height	N/C

STFH Matrix					
Seating Type and Power Option Combinations	Seat-to-Floor Height at 0 tilt				
	Low	+1"	+2"	+3"	+4"
SC ASAP II Tilt only	17.6"	18.6"	19.6"	20.6"	21.6"
STFH measured with batteries but no user. Actual STFH may vary by .5" *Adding seat angle will increase STFH by 1" for each incremental change. **Ultra low STFH may cause ground clearance of Power Centermount to drop below 2".					

3. BATTERIES and CHARGERS

Batteries			
<input type="checkbox"/>	195AG01	E2361 22NF Std flat top Batteries (Pair) w/straps	\$620.00
<input type="checkbox"/>	195AG05	- Omit batteries (Includes harness)	N/C

Battery Charger			
<input type="checkbox"/>	195BJ19	8A Dual Mode Charger (Compact) CTE	N/C

4. ELECTRONICS

Drive Control Options

Non-Expandable Controllers

<input type="checkbox"/>	195ER01	Non-expandable VR2-90 controller (For Use with 1 Thru-drive seat Function)	N/C
--------------------------	---------	---	-----

VR2 Joystick

<input type="checkbox"/>	195J94	Non Expandable VR2 Joystick	N/C
--------------------------	--------	-----------------------------	-----

Expandable Controllers

<input type="checkbox"/>	195ER02	R-Net Expandable Drive Control Upgrade (90A)	N/C
	195EX01	Expandable Controller - R-net	\$530.00
	195EX02	Harnessing for Expandable Controller	N/C

R-net Joystick

<input type="checkbox"/>	195J70	Std LED Joystick for Rnet Ctrls	N/C
<input type="checkbox"/>	195J108	Joystick w/Stereo Jacks & Color Display	\$158.00
<input type="checkbox"/>	195J88	Joystick W/Toggle, Spd Pot, Stereo Jack & Color Display	\$158.00
<input type="checkbox"/>	195J112	Joystick Advanced: 3.5" Color Display, Paddle Switches, Shortcut Keys and Stereo Jack.	\$1,040.00
<input type="checkbox"/>	195J95	Omit JS. For use with OMNI	N/C

Joystick Mount (Fixed, Swing Away, Retractable, Mid)

<input type="checkbox"/>	195JM10	Fixed Mount	N/C
<input type="checkbox"/>	195JM11	Swing Away Mount	\$388.00
<input type="checkbox"/>	195JM15	Retractable Joystick mount w/45° stops	\$721.00
<input type="checkbox"/>	195JM14	Mid Line Mount	\$388.00

Joystick Mount (Location)

Height Adjustable.

<input type="checkbox"/>	195HM1	Right Side Mount	N/C
<input type="checkbox"/>	195HM2	Left Side Mount	N/C

Joystick Handle (Optional)

<input type="checkbox"/>	195JH1	Ball Handle	\$95.00
<input type="checkbox"/>	195JH2	Foam Ball Handle	\$95.00
<input type="checkbox"/>	195JH4	T-Handle	\$95.00
<input type="checkbox"/>	195JH6	Goalpost	\$95.00

Attendant Control

<input type="checkbox"/>	1950A01	Attendant Control for VR-2	\$1,066.00
<input type="checkbox"/>	1950A02	Attendant Control for R-net	\$1,066.00

Attendant Mounting Location

<input type="checkbox"/>	195DN1	Mounting location: Right Back Cane	N/C
<input type="checkbox"/>	195DN2	Mounting Location: Left Back Cane	N/C

R-net OMNI and Output Options

(For expandable controls, choose all that apply)

<input type="checkbox"/>	195ON1	Rnet OMNI Input Control Module and display with built in Infrared and armrest mount. Choose mount below. (required for Specialty Input Devices.)	\$2,075.00
<input type="checkbox"/>	195ON2	Rnet Output Module (ECM)	\$1,066.00

OMNI Mount

(If used with Joystick must be mounted opposite side)

<input type="checkbox"/>	195DS04	Swing Away Left Side OMNI Mount	N/C
<input type="checkbox"/>	195DS03	Swing Away Right Side OMNI Mount	N/C

Switch inputs for R-Net Joysticks or OMNI

Drive or Mode / Profile Control

<input type="checkbox"/>	195SW22	Stereo to 2 Mono Splitter	\$75.00
<input type="checkbox"/>	195SW6	Ribbon Switch	\$119.00
<input type="checkbox"/>	195SW1	Buddy Button Switch	\$95.00
<input type="checkbox"/>	195SW2	Disc Switch	\$75.00
<input type="checkbox"/>	195SW9	Wobble Switch	\$321.00
<input type="checkbox"/>	195SW4	Micro Light Switch	\$95.00
<input type="checkbox"/>	195SW24	Egg Switch-Black	\$119.00
<input type="checkbox"/>	195SW21	Dual toggle switch and bracket	\$214.00
<input type="checkbox"/>	195SW35	Switch-it Mini 1 button on Mono plug	\$268.00
<input type="checkbox"/>	195SW36	Switch-it Mini 2 button on 2 Mono plugs	\$268.00
<input type="checkbox"/>	195SW37	Switch-it Mini 2 button on 1 Stereo plug	\$268.00
<input type="checkbox"/>	195SW38	Switch-it Mini 4 button on DB9 connector	\$268.00

Single Switch Mount Bracket

<input type="checkbox"/>	195EM01	Single Switch Mount Bracket	\$247.00
--------------------------	---------	-----------------------------	----------

Electronic Programmers

<input type="checkbox"/>	195PR2	VR-2 Hand Held Programmer	\$530.00
<input type="checkbox"/>	195PR5	R-net PC Programmer with Dongle	\$615.00

5. Specialty Driver Control Options

Requires expandable Rnet controls and OMNI unless otherwise noted. Not available with Upholstered backs.

5a. Proportional Control Packages

Head Control Proportional Packages		
<input type="checkbox"/>	Switch-it Dual Pro Proportional Head Control with Whitmyer and Facial Pads (Adult)	\$6,953.00
195ID72	Switch-it Dual Pro Head Control w/facial pad (Adult)	\$6,551.00
195IJ09	SA Boom Mount with Egg Switch Control	\$402.00
<input type="checkbox"/>	Switch-it Dual Pro Proportional Head Control with Spot Pads Package	\$6,953.00
195ID70	Switch-it Dual Pro Head Control w/Spot pads	\$6,551.00
195IJ09	SA Boom Mount with Egg Switch Control	\$402.00

Chin Control Proportional Joystick Packages		
<input type="checkbox"/>	Switch-it Versa-Guide Chin Control Compact Joystick and Egg Switch Package	\$2,154.00
195ID71	Switch-it Versa-Guide Compact Proportional Joystick	\$2,039.00
195IM07	S/A Mount off backrest	N/C
195IJ04	SA Boom Mount with egg switch	\$115.00
<input type="checkbox"/>	Switch-it Versa-Guide Chin Control Compact Joystick and Proximity Flex Switches Package	\$2,688.00
195ID71	Switch-it Versa-Guide Compact Proportional Joystick	\$2,039.00
195IM08	Dual Flex Proximity Switches (requires no force)	\$649.00
195IM07	S/A Mount off backrest	N/C
<input type="checkbox"/>	Switch-It Versa-Guide Bib Chin Control Compact Joystick with Proximity Flex switches Package Std 6"	\$3,445.00
195ID71	Switch-it Versa-Guide Compact Proportional Joystick	\$2,039.00
195IM08	Dual Flex Proximity Switches (requires no force)	\$649.00
195IM05	Bib mount Small	\$757.00
<input type="checkbox"/>	Switch-It Versa-Guide Bib Chin Control Compact Joystick with Proximity Flex Switches Package Large 8"	\$3,512.00
195ID71	Switch-it Versa-Guide Compact Proportional Joystick	\$2,039.00
195IM08	Dual Flex Proximity Switches (requires no force)	\$649.00
195IM06	Bib mount Large	\$824.00
<input type="checkbox"/>	Switch-It Versa-Guide Bib Chin Control Compact Joystick with Egg Switch Package Std 6"	\$2,911.00
195ID71	Switch-it Versa-Guide Compact Proportional Joystick	\$2,039.00
195IM05	Bib mount Small	\$757.00
195IJ04	SA Boom Mount with egg switch	\$115.00
<input type="checkbox"/>	Switch-It Versa-Guide Bib Chin Control Compact Joystick with Egg Switch Package Large 8"	\$2,978.00
195ID71	Switch-it Versa-Guide Compact Proportional Joystick	\$2,039.00
195IM06	Bib mount Large	\$824.00
195IJ04	SA Boom Mount with egg switch	\$115.00
<input type="checkbox"/>	Switch-It Micro-Pilot Bib Chin Control with Egg Switch Package Std 6"	\$4,406.00
195ID62	Micro-Pilot Proportional Joystick	\$3,534.00
195IM05	Bib mount Small	\$757.00
195IJ04	SA Boom Mount with egg switch	\$115.00
<input type="checkbox"/>	Switch-It Micro-Pilot Bib Chin Control with Egg Switch Package Large 8"	\$4,473.00
195ID62	Micro-Pilot Proportional Joystick	\$3,534.00
195IM06	Bib mount Large	\$824.00
195IJ04	SA Boom Mount with egg switch	\$115.00
<input type="checkbox"/>	Switch-It Micro-Guide Bib Chin Control with Egg Switch Package Std 6"	\$5,230.00
195ID63	Micro-Guide Proportional Joystick	\$4,358.00
195IM05	Bib mount Small	\$757.00
195IJ04	SA Boom Mount with egg switch	\$115.00
<input type="checkbox"/>	Switch-It Micro-Guide Bib Chin Control with Egg Switch Package Large 8"	\$5,297.00
195ID63	Micro-Guide Proportional Joystick	\$4,358.00
195IM06	Bib mount Large	\$824.00
195IJ04	SA Boom Mount with egg switch	\$115.00
<input type="checkbox"/>	ASL Proportional Micro Extremity Joystick Chin / Lip with Egg Switch Control Package	\$4,199.00
195ID59	Micro Extremity Joystick	\$4,084.00
195IM07	S/A Mount off backrest	N/C
195IJ04	SA Boom Mount with egg switch	\$115.00

Hand Control Proportional Joystick Packages		
<input type="checkbox"/>	Switch-it Versa-Guide Compact Joystick Midline with Gatlin Package	\$2,369.00
195ID71	Switch-it Versa-Guide Compact Proportional Joystick	\$2,039.00
195IJ07	S/A Gatlin Mount	\$330.00
<input type="checkbox"/>	Switch-it Versa-Guide Compact Joystick Midline and prox flex switches with Gatlin Package	\$3,018.00
195ID71	Switch-it Versa-Guide Compact Proportional Joystick	\$2,039.00
195IM08	Dual Flex Proximity Switches (requires no force)	\$649.00
195IJ07	S/A Gatlin Mount	\$330.00
<input type="checkbox"/>	Switch-it Micro-Pilot Joystick with SpaceDisc Package	\$4,007.00
195ID62	Micro-Pilot Proportional Joystick	\$3,534.00
195IJ08	S/A SpaceDisc mount	\$473.00
<input type="checkbox"/>	Switch-it Micro-Guide Joystick with SpaceDisc Package	\$4,831.00
195ID63	Micro-Guide Proportional Joystick	\$4,358.00
195IJ08	S/A SpaceDisc mount	\$473.00
<input type="checkbox"/>	ASL Proportional Micro Extremity Joystick (ASL130) Midline with Gatlin Package	\$4,414.00
195ID59	Micro Extremity Joystick	\$4,084.00
195IJ07	S/A Gatlin Mount	\$330.00
<input type="checkbox"/>	ASL Mushroom Joystick (ALS135) Midline with Gatlin Package	\$3,353.00
195ID60	Mushroom Joystick	\$3,023.00
195IJ07	S/A Gatlin Mount	\$330.00
<input type="checkbox"/>	ASL Compact Joystick w Integrated buttons (ASL134) Midline with Gatlin Package	\$1,530.00
195ID61	ASL Compact Joystick	\$1,200.00
195IJ07	S/A Gatlin Mount	\$330.00
<input type="checkbox"/>	ASL Micro Mini Joystick w Hand Pad (ASL136) Midline with Gatlin Package	\$4,012.00
195ID68	Micro Mini Joystick	\$3,682.00
195IJ07	S/A Gatlin Mount	\$330.00

5. Specialty Driver Control Options (cont.)

5b. Switch Control

Requires Headrest and/or Headrest Mount

3 Switch Proximity Head Arrays Choose headrest mount below

<input type="checkbox"/> ASL Proximity Head Array Package (Adult)		\$5,755.00
195I02	ASL Proximity Head Array (Adult)	\$5,353.00
195J09	SA Boom Mount with Egg Switch Control	\$402.00
<input type="checkbox"/> ASL Proximity Head Array Package (Ped)		\$5,353.00
195I03	ASL Proximity Head Array (Ped)	\$4,951.00
195J09	SA Boom Mount with Egg Switch Control	\$402.00
<input type="checkbox"/> Switch-It Head Array Package 3 Switch Curved (Long)		\$5,353.00
195I13	Switch-it Proximity Head Array Long	\$4,951.00
195J09	SA Boom Mount with Egg Switch Control	\$402.00
<input type="checkbox"/> Switch-It Head Array Package 3 switch curved (Stubby)		\$5,691.00
195I14	Switch-it Proximity Head Array Stubby	\$5,289.00
195J09	SA Boom Mount with Egg Switch Control	\$402.00

5 Switch Proximity Head Array (No Egg Switch Needed) Choose "Headrest Mount for Special Controls"

<input type="checkbox"/> 195I04	Switch-It Head Array 5 switch flat	\$5,353.00
---------------------------------	------------------------------------	------------

Multiple Switches.

<input type="checkbox"/> 195SW31	Switch-it 3 Naked proximity switches on DB9 connector. (requires OMNI)	\$3,574.00
<input type="checkbox"/> 195SW32	Switch-it 4 Naked proximity switches on DB9 connector. (requires OMNI)	\$4,398.00
<input type="checkbox"/> 195SW33	Switch-it 5 Naked proximity switches on DB9 connector. (requires OMNI)	\$4,954.00
<input type="checkbox"/> 195SW34	ASL (502) 5-Switch adaptor box on DB9 connector. (for use with 5 mono switches, not included)	\$4,954.00
<input type="checkbox"/> 195SW23	4-way toggle switch button DB9 Connector. Includes bracket	\$258.00

Sip N Puff Package Choose headrest and HR mount below

<input type="checkbox"/> Quickie Sip n' Puff System		\$840.00
195ID34	Sip N' Puff Kit	\$268.00
195IH1	Sip n' Puff Tubing and SA Hardware	\$457.00
195IJ10	SA Boom Mount with egg switch	\$115.00

Headrest Mount for Specialty Controls

<input type="checkbox"/> 195MH12	Axys Mount & Bracket for Specialty Controls	\$309.00
<input type="checkbox"/> 195MH13	Cobra Mount & Bracket for Specialty Controls	\$386.00
<input type="checkbox"/> 195MH14	Linx Mount & Bracket for Specialty Controls	\$309.00

Headrest Pad for Specialty controls

<input type="checkbox"/> 195HE79	Plush Pad 8" for Specialty controls	\$309.00
<input type="checkbox"/> 195HE80	Plush Pad 10" for Specialty controls	\$309.00
<input type="checkbox"/> 195HE81	Plush Pad 14" for Specialty controls	\$309.00

Extra Swing Away Head Boom Egg Switch and Mount

195J05	Extra SA Boom Mount with egg switch #1	\$115.00
195J06	Extra SA Boom Mount with egg switch #2	\$115.00

Single Switches

<input type="checkbox"/> 195IB01	Ribbon Switch	\$119.00
<input type="checkbox"/> 195IB02	Buddy Button Switch	\$95.00
<input type="checkbox"/> 195IB03	Disc Switch	\$202.00
<input type="checkbox"/> 195IB04	Wobble Switch	\$630.00
<input type="checkbox"/> 195IB05	Micro Light Switch	\$95.00
<input type="checkbox"/> 195IB06	Egg Switch-Black	\$119.00
<input type="checkbox"/> 195IB07	Switch-it Mini 1 button on Mono plug	\$268.00

6. SEAT TYPE

<input type="checkbox"/>	195ST56	Quickie A.S.A.P II (Adjustable Seating and Positioning) Choose Seat Frame Size Platform.	N/C
--------------------------	---------	--	-----

ASAP II Frame size

(each frame is width and depth adjustable within given range.)

<input type="checkbox"/>	195FU17	Adjustable 12x12 to 16X19 (A)	N/C
<input type="checkbox"/>	195FU18	Adjustable 16x12 to 20x20 (B)	N/C
<input type="checkbox"/>	195FU19	Adjustable 18x16 to 22x22 (C)	N/C

7. SEAT SIZE

Seat Size Matrix. Seat type is chosen in section 5.

A = ASAP II Seat Frame Adjustable from 12x12 to 16X19
 B = ASAP II Seat Frame Adjustable from 16X12 to 20X20
 C = ASAP II Seat Frame Adjustable from 18X16 to 22X22

		ASAP II Seat Width (Adjustable)									
		12"	13"	14"	15"	16"	17"	18"	19"	20"	22"
Seat Depth (Adjustable)	12"	A	A	A	A	A,B	B	B	B	B	
	13"	A	A	A	A	A,B	B	B	B	B	
	14"	A	A	A	A	A,B	B	B	B	B	
	15"	A	A	A	A	A,B	B	B	B	B	
	16"	A	A	A	A	A,B	B	B,C	B,C	B,C	C
	17"	A	A	A	A	A,B	B	B,C	B,C	B,C	C
	18"	A	A	A	A	A,B	B	B,C	B,C	B,C	C
	19"	A	A	A	A	A,B	B	B,C	B,C	B,C	C
	20"					B	B	B,C	B,C	B,C	C
	21"							C	C	C	C
	22"							C	C	C	C

Seat Width

<input type="checkbox"/>	195R21	12" Seat width	N/C
<input type="checkbox"/>	195R22	13" Seat width	N/C
<input type="checkbox"/>	195R23	14" Seat width	N/C
<input type="checkbox"/>	195R24	15" Seat width	N/C
<input type="checkbox"/>	195R5	16" Seat width	N/C
<input type="checkbox"/>	195R6	17" Seat width	N/C
<input type="checkbox"/>	195R7	18" Seat width	N/C
<input type="checkbox"/>	195R8	19" Seat width	N/C
<input type="checkbox"/>	195R9	20" Seat width	N/C
<input type="checkbox"/>	195R25	22" Seat width	N/C

Seat Depth

<input type="checkbox"/>	195RF20	12" Seat depth	N/C
<input type="checkbox"/>	195RF21	13" Seat depth	N/C
<input type="checkbox"/>	195RF22	14" Seat depth	N/C
<input type="checkbox"/>	195RF23	15" Seat depth	N/C
<input type="checkbox"/>	195RF5	16" Seat depth	N/C
<input type="checkbox"/>	195RF6	17" Seat depth	N/C
<input type="checkbox"/>	195RF7	18" Seat depth	N/C
<input type="checkbox"/>	195RF8	19" Seat depth	N/C
<input type="checkbox"/>	195RF24	20" Seat depth	N/C
<input type="checkbox"/>	195RF25	21" Seat depth	N/C
<input type="checkbox"/>	195RF26	22" Seat depth	N/C

8. SEAT CUSHIONS

JAY Cushion Bundling

<input type="checkbox"/>	195JC14	Jay Cushion <u>On Chair Order</u> <u>Refer to Order form</u>	See order Form
--------------------------	---------	---	----------------

9. POWERED SEATING

Power Seating Options

<input type="checkbox"/>	195PJ2	Quickie SPOT 50° CG Tilt (1 Actuator)	\$4,523.00
--------------------------	--------	---------------------------------------	------------

Power Seating Control

Powered Seating Switch Control Method

(For use with power seating actuators. Switch activation is stand-alone and does not require expandable or thru-drive electronics.)

Single Actuator Switch Control (Tilt)

<input type="checkbox"/>	195EO10	Switch Control 1 actuator with <u>Dual Toggle</u>	N/C
<input type="checkbox"/>	195EO11	Switch Control 1 actuator with <u>Buddy Button</u>	N/C
<input type="checkbox"/>	195EO19	Switch Control 1 actuator with <u>Switch-it Mini 1 button</u>	N/C
<input type="checkbox"/>	195EO20	Switch Control 1 actuator with <u>Switch-it Mini 2 button</u>	N/C

2-3 Actuator Switch Control (Tilt/Legs or Legs only)

<input type="checkbox"/>	195EO21	Switch Control 2-3 actuator with <u>Dual Toggle</u>	\$750.00
<input type="checkbox"/>	195EO12	Switch Control 2-3 actuator with <u>4-way toggle</u>	\$750.00
<input type="checkbox"/>	195EO23	Switch Control 2-3 actuator with <u>Switch-it Mini 2 button</u>	\$750.00
<input type="checkbox"/>	195EO22	Switch Control 2-3 actuator with <u>Switch-it Mini 4 button</u>	\$750.00

Switch Mount

(for use with switch control powered seating)

<input type="checkbox"/>	195EY01	Switch Mount Right	N/C
<input type="checkbox"/>	195EY02	Switch Mount Left	N/C

Powered Seating Thru-drive Control Method.

Thru-Drive 1 Actuator

<input type="checkbox"/>	195EO28	Thru Drive 1 Actuator (For operating Tilt thru Joystick.) Includes Ctrl+5 when ordered with Rnet.	\$1,751.00
--------------------------	---------	---	------------

Thru-Drive 2+ Actuator (Requires Rnet)

<input type="checkbox"/>	195EO29	Thru Drive 2+ Actuators: (For operating Tilt, power legs) Includes Ctrl+5	\$3,590.00
--------------------------	---------	---	------------

Powered Seating Thru-drive Control Options

Assignable Buttons (Requires Rnet)

"Assignable Button" feature allows for customization of joystick buttons and/or Ctrl+5 Switches allowing access to various wheelchair and seating functions. When enabled, chair will be pre-programmed with seating functions assigned to buttons on the joystick. Assignments can be changed via PC Dongle.

<input type="checkbox"/>	195PM01	Enable Assignable buttons	\$618.00
--------------------------	---------	---------------------------	----------



Ctrl+5 Switchbox Options (Requires Rnet)

Ctrl+5 allows direct control to 5 power seating functions (10 total switches). Switches can also be used with assignable buttons for greater flexibility. Box includes 3-Amp USB port for charging portable devices

<input type="checkbox"/>	195QG01	Ctrl+5 Switchbox mounted behind joystick	\$618.00
<input type="checkbox"/>	195QG02	Ctrl+5 Switchbox mounted opposite joystick	\$618.00
<input type="checkbox"/>	195QG03	Ctrl+5 Switchbox mounted on back cane	\$618.00
<input type="checkbox"/>	195QG05	Omit Ctrl+5	-\$618.00

Ctrl+5 Switch Type

<input type="checkbox"/>	195EY03	Push buttons	N/C
<input type="checkbox"/>	195EY04	Toggle switches	\$309.00

10. BACKREST AND BACK OPTIONS FOR ASAP II SEAT

Backrest Frame Type

<input type="checkbox"/>	195BT8	Angle Adjustable	N/C
<input type="checkbox"/>	195BT98	Manual Recline 40° (not width adjust.)	\$536.00

Manual Recline Adjustment Method Option

Back Height 23". Fits all seat types. NA with Cantilever Arms

<input type="checkbox"/>	195MN01	Tool	N/C
<input type="checkbox"/>	195MN02	Knob (NA with dual post arms.)	N/C

Angle Adjustable Backrest Options

(NA with Manual recline)

<input type="checkbox"/>	195OD8	Non-Folding Backrest	N/C
<input type="checkbox"/>	195OD9	Folding Backrest (Max weight 250lbs)	\$137.00

Back Cane Angle

<input type="checkbox"/>	195BP40	Straight Back Post	N/C
<input type="checkbox"/>	195BP41	8° Bend Back Post (Avail. only J3 Back) NA with Manual recline	\$126.00

Back Cane height

<input type="checkbox"/>	195B1	Fixed Low (15.5")	N/C
<input type="checkbox"/>	195B5	Fixed Med (17.5")	N/C
<input type="checkbox"/>	195B9	Fixed Tall (19.5")	N/C
<input type="checkbox"/>	195B243	Adjustable Low 14" - 18"	N/C
<input type="checkbox"/>	195B244	Adjustable High 20" - 26"	N/C

Towel Bar Depth

<input type="checkbox"/>	195QT03	Shallow (NA with Upholstery backs.)	N/C
<input type="checkbox"/>	195QT04	Deep (Ext. 4" from back canes for deep backs)	N/C

Back Type (Upholstery or Solid)

<input type="checkbox"/>	195BU76	S.P.O.T. Curved	N/C
<input type="checkbox"/>	195BU77	JAY SPO Posterior	\$598.00
<input type="checkbox"/>	195BU14	Omit Upholstery	-\$15.00

Jay 3 Option (select Omit above)

<input type="checkbox"/>	195JB08	Jay J3 On Chair Order . Choose back, headrest, laterals	See Price Lists
--------------------------	---------	--	-----------------

Back Height - Required for SPOT Curved and SPO Backs.

(Limited combinations of widths) Measured from pan to top of solid back.

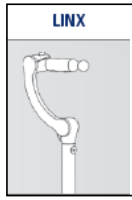
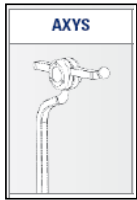
<input type="checkbox"/>	195B132	14"	N/C
<input type="checkbox"/>	195B36	16"	N/C
<input type="checkbox"/>	195B38	18"	N/C
<input type="checkbox"/>	195B40	20"	N/C
<input type="checkbox"/>	195B42	22"	N/C
<input type="checkbox"/>	195B44	24"	N/C
<input type="checkbox"/>	195B140	26"	N/C

12. HEADREST OPTIONS

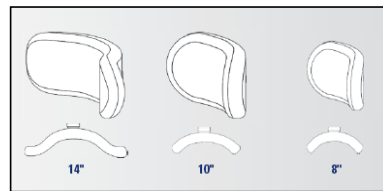
For use with SPOT, and JAY SPO Backrest Only. Choose One Each.

Headrest Mount			
<input type="checkbox"/>	195MH10	Axys Mount & Bracket	\$315.00
<input type="checkbox"/>	195MH11	Cobra Mount and Bracket	\$578.00
<input type="checkbox"/>	195MH1	Linx Mount and Bracket	\$237.00

Headrest Pad			
<input type="checkbox"/>	195HE65	Plush Head Support Pad 8"	\$237.00
<input type="checkbox"/>	195HE66	Plush Head Support Pad 10"	\$237.00
<input type="checkbox"/>	195HE78	Plush Head Support Pad 14"	\$184.00
<input type="checkbox"/>	195HE82	Adjusta Plush Head Support Pad Narrow	\$365.00
<input type="checkbox"/>	195HE83	Adjusta Plush Head Support Pad std	\$365.00



NEW!



13. POSTURAL SUPPORTS

LATERAL THORACIC SUPPORT (Swing Away)

Available on SPOT and JAY SPO Solid Backs.

<input type="checkbox"/>	LAT 4X4 S/A MOUNTS W/ 1" OFFSET - PR		\$409.00
	195ZV14	LATERAL 4X4 W/ 1" OFFSET - PAIR	\$126.00
	195ZS07	LATERAL SWING AWAY MOUNT - PAIR	\$283.00
<input type="checkbox"/>	LAT 4X5 S/A MOUNTS W/ 1" OFFSET - PR		\$409.00
	195ZV15	LATERAL 4X5 W/ 1" OFFSET - PAIR	\$126.00
	195ZS07	LATERAL SWING AWAY MOUNT - PAIR	\$283.00
<input type="checkbox"/>	LAT 4X6 S/A MOUNTS W/ 1" OFFSET - PR		\$409.00
	195ZV16	LATERAL 4X6 W/ 1" OFFSET - PAIR	\$126.00
	195ZS07	LATERAL SWING AWAY MOUNT - PAIR	\$283.00
<input type="checkbox"/>	LAT 6X4 S/A MOUNTS W/ 1" OFFSET - PR		\$409.00
	195ZV17	LATERAL 6X4 W/ 1" OFFSET - PAIR	\$126.00
	195ZS07	LATERAL SWING AWAY MOUNT - PAIR	\$283.00
<input type="checkbox"/>	LAT 6X5 S/A MOUNTS W/ 1" OFFSET - PR		\$409.00
	195ZV18	LATERAL 6X5 W/ 1" OFFSET - PAIR	\$126.00
	195ZS07	LATERAL SWING AWAY MOUNT - PAIR	\$283.00
<input type="checkbox"/>	LAT 6X6 S/A MOUNTS W/ 1" OFFSET - PR		\$409.00
	195ZV19	LATERAL 6X6 W/ 1" OFFSET - PAIR	\$126.00
	195ZS07	LATERAL SWING AWAY MOUNT - PAIR	\$283.00

Swing Away Knee Adductor Supports

Available only with Fixed and Power Center Mount Legrests.

Not available with Dual Post Arm Rests or 2-point Locking Cantilever Arms

Knee Adductor Supports - LEFT (choose Pad and Arm)			\$498.00
Pad Size			
<input type="checkbox"/>	195KB5	Knee Adductor Pad SM- Left	\$215.00
<input type="checkbox"/>	195KB7	Knee Adductor Pad LG- Left	\$215.00
S/A Arm Size			
<input type="checkbox"/>	195XX04	Swing Away Short - Left	\$283.00
<input type="checkbox"/>	195XX06	Swing Away Long - Left	\$283.00
Knee Adductor Supports - RIGHT (choose Pad and Arm)			\$498.00
Pad Size			
<input type="checkbox"/>	195KB6	Knee Adductor Pad SM- Right	\$215.00
<input type="checkbox"/>	195KB8	Knee Adductor Pad LG- Right	\$215.00
S/A Arm Size			
<input type="checkbox"/>	195XX05	Swing Away Short - Right	\$283.00
<input type="checkbox"/>	195XX07	Swing Away Long - Right	\$283.00

CHEST STRAP

<input type="checkbox"/>	195ZR03	Padded Chest Strap	\$283.00
--------------------------	---------	--------------------	----------

Long Thigh Support w/Removable Mount

Available with Cantilever Arms, NA with Manual Recline Back, Dual Post, Single Post or Cantilever w/ 2 pt Locking arms.

<input type="checkbox"/>	SPOT Long Thigh Support - Left		\$409.00
	195TV2	Long Thigh Support - Left	\$126.00
	195TX1	Removable Mount - Left	\$283.00
<input type="checkbox"/>	SPOT Long Thigh Support - Right		\$409.00
	195TV1	E0956 Long Thigh Support - Right	\$126.00
	195TX2	E1028 Removable Mount - Right	\$283.00

14. ARMREST AND ARMPAD OPTIONS

Cantilever Armrest Mounting

Cantilever Armrests

(Adjustable length arm pad included (choose Pad setting below, except for Low Arm Option) NA with Manual Recline Back

<input type="checkbox"/>	195EG12	STD Cantilever Arm 9"-12" Ht Range	N/C
<input type="checkbox"/>	195EG13	Low Cantilever Arm 7"-10" Ht Range (Choose ASAPII pad type and size below)	N/C
<input type="checkbox"/>	195EG10	Standard Cantilever Arm w/ 2 Point Locking Post. (9"-10" Ht Range.) NA w/ seat depths below 16"	N/C
<input type="checkbox"/>	195EG11	Standard Cantilever Arm w/ 2 Point Locking Post. (11"-12" Ht Range.) NA w/ seat depths below 16"	N/C

Cantilever Armpad

Pad Setting Options for **Standard Cantilever Arm**

Left Arm Pad (Std)		Right Arm Pad (Std)			
<input type="checkbox"/>	195AE11	-	Full Length Cantilever (14")	<input type="checkbox"/>	195AB11
<input type="checkbox"/>	195AE10	-	Desk Length Cantilever (10")	<input type="checkbox"/>	195AB10

Single - Dual Post Armrest Mounting

Single Post Armrests

<input type="checkbox"/>	195EG14	Single Post Height Adjustable - Std.	N/C
<input type="checkbox"/>	195EG15	Single Post Height Adjustable - Low	N/C

Dual Post Armrests

<input type="checkbox"/>	195EG09	Shrt Dual Post Flip Back HT Adj 10"-15"	N/C
<input type="checkbox"/>	195EG23	Lng Dual Post Flip Back HT Adj 10"-15"	N/C

Pad Type / Size Options for **Dual Post / Single Post / Low Cantilever**

Left Arm Pad (N/C)		Right Arm Pad (N/C)		
<input type="checkbox"/>	195AE01	Desk Length Waterfall (10")	<input type="checkbox"/>	195AB01
<input type="checkbox"/>	195AE02	Full Length Waterfall (14") <i>NA w/Low Cantilever arm</i>	<input type="checkbox"/>	195AB02
<input type="checkbox"/>	195AE03	Desk Length Standard (10")	<input type="checkbox"/>	195AB03
<input type="checkbox"/>	195AE04	Full Length Standard (14") <i>NA w/Low Cantilever arm</i>	<input type="checkbox"/>	195AB04

15. HANGERS AND FOOTRESTS

Swing-away Hangers

Non-Powered Swing Away Legrests

Sold as Pairs

<input type="checkbox"/>	195H2	70° Swing Away (B)	N/C
<input type="checkbox"/>	195H6	90° Swing Away (B) (5.5-9")	\$263.00
<input type="checkbox"/>	195H138	Manual ELR S/A (B) (Avail. with Fixed Centermount, choose below)	\$352.00

Power Elevating Legrests (2 Actuators)

<input type="checkbox"/>	195H126	Swing Away Power ELR w/ Articulation Pair (B footplates) (N/A for 12" or 13" wide)	\$2,987.00
--------------------------	---------	--	------------

Swing Away Footplates

<input type="checkbox"/>	B - Adult Angle Adjust w/Heel Loop for use with 70° hanger and ELR (Pair)		\$205.00
	195F282	Adult Angle Adjustable Footplate	\$205.00
	195HL10	Heel Loop	N/C
<input type="checkbox"/>	B - Adult Angle Adjust w/Heel Loop for use with 90° hanger (Pair)		\$205.00
	195F285	Adult Angle Adjustable Footplate	\$205.00
	195HL10	Heel Loop	N/C
<input type="checkbox"/>	C - Kids Angle Adjust w/Leg Strap for use with 70° hanger (Pair)		\$205.00
	195F283	Kids Angle Adjustable Footplate	\$205.00
	195LS13	Leg Strap	N/C
<input type="checkbox"/>	C - Kids Angle Adjust w/Leg Strap for use with 80° and 90° hanger(Pair)		\$205.00
	195F286	Kids Angle Adjustable Footplate	\$205.00
	195LS13	Leg Strap	N/C

Omit Hangers.

<input type="checkbox"/>	195H144	Omit Hangers	-\$15.00
--------------------------	---------	--------------	----------

Hanger Extensions. (See range listed in matrix below)

NOTE: Not all extension tube will be available; depending on the seat height, some extension tube options may not offer enough ground clearance.

<input type="checkbox"/>	195E16	High Mount Hanger	\$84.00
<input type="checkbox"/>	195E1	Short	N/C
<input type="checkbox"/>	195E2	Medium	N/C
<input type="checkbox"/>	195E5	Long	N/C

Footrest Accessories

<input type="checkbox"/>	1955A01	Toe Loop (Pair) Only avail on (opt B).	\$37.00
<input type="checkbox"/>	195LS14	Extra Leg Strap	\$53.00
<input type="checkbox"/>	195F279	Omit Footplate and extension tube	N/C

Hanger Type	Lower Leg Length Matrix (measured seat pan to the top of the footplate surface)					Footplate Matrix			
	Standard	High Mount	Short	Medium	Long	B	F	I	
70° Swing Away		7"-14"	13.5"- 16"	16"-18.5"	18"-20.5"	X			
90° Swing Away		5.5-9" Footplate mounts to front of hanger.					X		
Manual ELR S/A			12.5"-17"	14.5"-19"	17"-21"	X			
Power ELR S/A			12"-14"	14"-17"	16.5"-19"	X			
Fixed Cntrmnt ASAP			12.5"-15.5"		14.5"-19.5"			Single Footplate	
Angle Adj Cntrmnt				3"-13"	3"-15"			X	
Power Cntrmnt	3"-19"						X		

Centermount Legrests

Non-Powered Center Mount Legrests

Fixed Center Mount Legrests (includes footplate)

Plus options below

<input type="checkbox"/>	195H134	Fixed Center ASAP II Mount Short	N/C
<input type="checkbox"/>	195H135	Fixed Center ASAP II Mount Long	N/C

Angle Adjustable Center Mount Legrests for ASAP II

<input type="checkbox"/>	195H104	Angle adjustable Center mount Med (I,J) Independent leg length and angle adjustable	\$381.00
<input type="checkbox"/>	195H108	Angle adjustable Center mount Large (I,J) Independent leg length and angle adjustable	\$381.00

Power Centermount (2 Actuators)

<input type="checkbox"/>	195H127	Power Centermount ELR w/7.5" Power Articulation (F) Centermount footplates plus Custom Options Below	\$2,987.00
--------------------------	---------	--	------------

Power Centermount Footplate Extension Option (For Thru-Drive Operation)

<input type="checkbox"/>	195IE01	Enable 7.5" Powered footplate extension for transfer assist. (Electronics programmed to allow footplates to be extended with or without legrest being raised)	\$1,545.00
<input type="checkbox"/>	195IE02	Disable Footplate extension for transfers. (Electronics programmed to ONLY extend footplates when legs are raised.)	N/C

Centermount Footplates

<input type="checkbox"/>	F - Centermount Dual Footplate (Pair) (Individually Height (3"-19") and Angle Adjustable)		\$247.00
	195F315	CMT Angle Adjustable Footplates	\$247.00
<input type="checkbox"/>	I - Angle adj Centermount Footplate pair		\$206.00
	195F125	Angle Adjustable Footplates	\$206.00

16. ACCESSORIES

Wheelchair Tray Table

<input type="checkbox"/>	1957A01	TRAY TABLE SM TUFFAK 12"-14" PWR	\$331.00
<input type="checkbox"/>	1957A02	TRAY TABLE MED TUFFAK 15"-17" PWR	\$331.00
<input type="checkbox"/>	1957A03	TRAY TABLE LRG TUFFAK 18"-20" PWR	\$331.00

Backpack

<input type="checkbox"/>	195A1	Black Utility	\$97.00
--------------------------	-------	---------------	---------

Accessories

<input type="checkbox"/>	1958A09	Ram Phone Mount on Round JS tube	\$67.00
<input type="checkbox"/>	1958A10	Ram Tablet Mount on Round JS tube	\$268.00
<input type="checkbox"/>	1958A11	Ram Cup holder	\$67.00
<input type="checkbox"/>	1958A12	Switch-it Remote Stop Switch	\$1,200.00

Positioning Belt - Select for any style seat

<input type="checkbox"/>	195EJ01	Auto Style Buckle	N/C
<input type="checkbox"/>	195EJ02	Belt 2" Aircraft Buckle	\$163.00
<input type="checkbox"/>	195EJ03	Belt 2" Aircraft Buckle Padded	\$178.00

Mounting Accessories (available with All Seats)

Only one accessory can be mounted at a time.

<input type="checkbox"/>	195A603	Cane/Crutch Holder	\$100.00
<input type="checkbox"/>	195A604	O2 holder	\$100.00
<input type="checkbox"/>	195A605	Walker holder	\$100.00