



# Quickie SR45 Quickship

July 2017  
EIZ9



Account: \_\_\_\_\_  
 Date: \_\_\_\_\_  
 PO#: \_\_\_\_\_  
 Buyer: \_\_\_\_\_  
 Marked For: \_\_\_\_\_

Ship To: \_\_\_\_\_  
 Name: \_\_\_\_\_  
 Address: \_\_\_\_\_  
 City, Province, Postal Code: \_\_\_\_\_  
 Phone: \_\_\_\_\_

### SR45 Features (Included With All Chairs):

194WM77	Quickie SR45 WM0000474	\$3025.00	194BT99	Folding Backrest	NC
194TO38	Transit Option	\$363.00	194BP51	Height Adjustable Back w/ Stroller Handles 15"-21"	NC
194TA2	Tilt Angle 0° to 45°	NC	194AA103	Full Armpad Flip Back Height Adjustable arms	\$304.00
194AXA4	Threaded Axle	NC	194C2	Black Colour	NC
194HI39	70° Swing In/Swing Out Hanger - Ext. Mount	NC	194TS03	Tilt Stops	\$33.00
194E2	Medium Extension Tube	NC	194AT1	Anti Tips (Pair)	\$108.00
194F3	Angle Adjustable Foot Plate	\$157.00	194ST35	Standard Seat Pan	\$157.00
194HL1	Heel Loops	NC	194FL92	Medium Seat Frame 16"-20"	NC

#### TILT RELEASE

- 194TT12 Backrest Dual Trigger NC
- 194TT13 Foot Tilt Release \$55.00

#### FRAME WIDTH

- 194W7 16" NC
- 194W9 18" NC
- 194W11 WAMA 20" NC

#### FRAME DEPTH

- 194FD7 16" NC
- 194FD9 18" NC
- 194FD11 WANB 20" NC

#### REAR WHEEL

- 194RW14 16" Mag Wheel NC  
*\*Only comes with Pneumatic w/ Insert*
- 194RW3 20" Mag Wheel w/ Full Poly NC
- 194RW8 22" Mag Wheel w/ Full Poly NC
- 194RW1 24" Mag Wheel w/ Full Poly NC

#### REAR WHEEL TIRE

- 194RT3 Full Poly *\*Not available w/ 16" Mags* NC
- 194RT2 Pneumatic Airless Insert \$221.00  
*\*Only available w/ 16" Mags*

#### HANDRIM

16" wheels not available with handrims.

- 194HR1 Aluminum Anodized NC

#### CASTERS

- 194CW73 4" x 1.25" Semi Pneumatic NC
- 194CW5 5" Low Profile Polyurethane NC
- 194CW7 5" x 1.5" Semi Pneumatic \$98.00
- 194CW34 6" Polyurethane NC
- 194CW35 6" x 1.5" Semi Pneumatic \$98.00

#### WHEEL LOCKS

- 194WL8 Push to Lock NC
- 194EH7 Wheel Lock Extension Handle (Pair) \$98.00
- 194WL43 Rear Foot Wheellock \$81.00

### STFH CHART (REFERENCE ONLY)


Rear Wheel Size	CASTER SIZE		
	4	5	6
16	14.0	15.0	
		17.0	17.0
		17.5	17.5
		18.0	18.0
20		18.5	18.5
		16.0	16.0
		16.5	16.5
		17.0	17.0
22		17.5	17.5
		17.5	17.5
		18.0	18.0
		17.5	17.5
24		18.0	18.0
		18.5	18.5
		19.0	19.0
		17.5	17.5

\*Chair will ship preset.  
 \*Chair will ship preset.  
 \*Chair will ship preset.  
 \*Chair will ship preset.




# JAY® Bundling Quickship

## HEADREST


14" Plush Pad	
	P1400L <input type="checkbox"/> \$232

OR

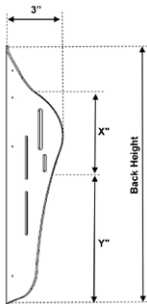
Adjust-A-Plush Standard	
	P8088L <input type="checkbox"/> \$376


Lin X Core Mount & Hardware	
	LX7000Q <input type="checkbox"/> \$153  <b>*No tools required</b>

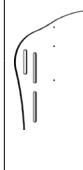
AND


Detachable Mounting Bracket	
	M2300 <input type="checkbox"/> \$241

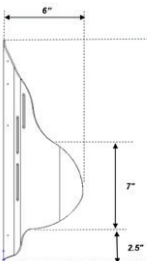
## BACK

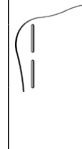


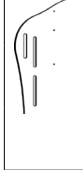
Mid Thoracic (MT)	Width	15.0" (Height)
	16"	J3PLMTT16SH <input type="checkbox"/> \$817
	18"	J3PLMTT18SH <input type="checkbox"/> \$817
	20"	J3PLMTT20SH <input type="checkbox"/> \$817

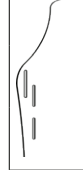
Upper Thoracic (UT)	Width	18.0" (Height)
	16"	J3PLUTM16SH <input type="checkbox"/> \$893
	18"	J3PLUTM18SH <input type="checkbox"/> \$893
	20"	J3PLUTM20SH <input type="checkbox"/> \$893

Shoulder Height (SH)	Width	21.0" (Height)
	16"	J3PLSHS16SH <input type="checkbox"/> \$920
	18"	J3PLSHS18SH <input type="checkbox"/> \$920
	20"	J3PLSHS20SH <input type="checkbox"/> \$920





Mid Thoracic (MT)	Width	15.0" (Height)
	16"	J3PDMTT16SH <input type="checkbox"/> \$902
	18"	J3PDMTT18SH <input type="checkbox"/> \$902
	20"	J3PDMTT20SH <input type="checkbox"/> \$902

Upper Thoracic (UT)	Width	18.0" (Height)
	16"	J3PDUTM16SH <input type="checkbox"/> \$980
	18"	J3PDUTM18SH <input type="checkbox"/> \$980
	20"	J3PDUTM20SH <input type="checkbox"/> \$980

Shoulder Height (SH)	Width	21.0" (Height)
	16"	J3PDSHS16SH <input type="checkbox"/> \$1051
	18"	J3PDSHS18SH <input type="checkbox"/> \$1051
	20"	J3PDSHS20SH <input type="checkbox"/> \$1051

## CUSHION

JAY Fusion Cushion		
	JFUSIONXXYY Note: XX= Width and YY = Depth	
	XX: _____ YY: _____	<input type="checkbox"/> Fluid <b>OR</b> <input type="checkbox"/> Air single valve <input type="checkbox"/> Reduced profile
Extra Cover	CJFUSIONXXYY XX: _____ YY: _____	\$141

JAY Union Cushion		
	JUXXXYY Note: XX= Width and YY = Depth	
	XX: _____ YY: _____	<input type="checkbox"/> Reduced profile

## POSITIONING

<input type="checkbox"/>	JARM18F	Arm Trough 18" Long w/Fx Mnt Hdw	\$319
<input type="checkbox"/>	JARM22F	Arm Trough 22" Long w/Fx Mnt Hdw	\$319
<input type="checkbox"/>	JARM18SA	Arm Trough 18" Long w/ SA Hdw	\$319
<input type="checkbox"/>	JARM22SA	Arm Trough 22" Long w/ SA Hdw	\$319
<input type="checkbox"/>	JFOOTSS	Footbox Single Std Ht	\$340
<input type="checkbox"/>	JFOOTST	Footbox Single Tall Ht	\$340
<input type="checkbox"/>	JFOOT16S	Full Foot Box 16w Std Ht.	\$464
<input type="checkbox"/>	JFOOT18S	Full Foot Box 18w Std Ht.	\$464
<input type="checkbox"/>	JFOOT20S	Full Foot Box 20w Std Ht.	\$489

<input type="checkbox"/>	JFOOT16T	Full Foot Box 16w Tall Ht.	\$525
<input type="checkbox"/>	JFOOT18T	Full Foot Box 18w Tall Ht.	\$525
<input type="checkbox"/>	JFOOT20T	Full Foot Box 20w Tall Ht.	\$603
<input type="checkbox"/>	PLS3010	Padded Calf Panel - Small (14 W)	\$179
<input type="checkbox"/>	PLS3020	Padded Calf Panel - Medium (16 W)	\$179
<input type="checkbox"/>	PLS3030	Padded Calf Panel - Large (18 W)	\$179
<input type="checkbox"/>	APB7242	1.5' Belt - Small	\$160
<input type="checkbox"/>	APB7243	1.5' Belt - Medium	\$160
<input type="checkbox"/>	APB7244	1.5' Belt - Large	\$160

ORDERING INFORMATION: PHONE: (800) 263-3390 FAX: (800) 561-5834 WEBSITE: www.sunrisemedical.ca