



# DEALER PRICE LIST **2020**

Portable Ramps  
“Gateway” Solid Surface Ramps



Customer Service: 800.263.3390  
[www.SunriseMedical.ca](http://www.SunriseMedical.ca)

©2020 Sunrise Medical Canada Inc.  
CN-100037-CAN, Rev. 5

# Transitions Threshold Ramps

Part #	ANGLED ENTRY RAMP		MSRP
EZ-TAER 12	EZ-ACCESS TRANSITIONS ANGLED ENTRY RAMP 12-IN	EA	\$184.00
EZ-TAER 24	EZ-ACCESS TRANSITIONS ANGLED ENTRY RAMP 24-IN	EA	\$272.00
EZ-TAER 36	EZ-ACCESS TRANSITIONS ANGLED ENTRY RAMP 36-IN	EA	\$443.00



EZ-TAER 12



EZ-TAER 24



EZ-TAER 36

	MODULAR ENTRY RAMP		MSRP
EZ-TMER 1	EZ-ACCESS TRANSITIONS MODULAR ENTRY RAMP 1-IN	EA	\$94.00
EZ-TMER 1.5	EZ-ACCESS TRANSITIONS MODULAR ENTRY RAMP 1.5-IN	EA	\$120.00
EZ-TMER 2	EZ-ACCESS TRANSITIONS MODULAR ENTRY RAMP 2-IN	EA	\$146.00
EZ-TMER 3	EZ-ACCESS TRANSITIONS MODULAR ENTRY RAMP 3-IN	EA	\$184.00
EZ-TMER 4	EZ-ACCESS TRANSITIONS MODULAR ENTRY RAMP 4-IN	EA	\$246.00
EZ-TMER 5	EZ-ACCESS TRANSITIONS MODULAR ENTRY RAMP 5-IN	EA	\$328.00
EZ-TMER 6	EZ-ACCESS TRANSITIONS MODULAR ENTRY RAMP 6-IN	EA	\$398.00



EZ-TMER 1



EZ-TMER 1.5




EZ-TMER 2



EZ-TMER 3



EZ-TMER 4



EZ-TMER 5



EZ-TMER 6

	ANGLED ENTRY MAT		MSRP
EZ-TAEM 1.5-1	EZ-ACCESS TRANSITIONS ANGLED ENTRY MAT 1.5-IN	EA	\$246.00
EZ-TAEM 1.5-2	EZ-ACCESS TRANSITIONS ANGLED ENTRY MAT 1.5-IN	2 EA	\$440.00
EZ-TAEM 2.5-1	EZ-ACCESS TRANSITIONS ANGLED ENTRY MAT 2.5-IN	EA	\$377.00
EZ-TAEM 2.5-2	EZ-ACCESS TRANSITIONS ANGLED ENTRY MAT 2.5-IN	2 EA	\$717.00
EZ-TAEMHB 1.5-1	EZ-ACCESS TRANSITIONS ANGLED ENTRY MAT (HAZELNUT BROWN) 1.5-IN	EA	\$276.00
EZ-TAEMHB 1.5-2	EZ-ACCESS TRANSITIONS ANGLED ENTRY MAT (HAZELNUT BROWN) 1.5-IN	2 EA	\$518.00
EZ-TAEMHB 2.5-1	EZ-ACCESS TRANSITIONS ANGLED ENTRY MAT (HAZELNUT BROWN) 2.5-IN	EA	\$403.00
EZ-TAEMHB 2.5-2	EZ-ACCESS TRANSITIONS ANGLED ENTRY MAT (HAZELNUT BROWN) 2.5-IN	2 EA	\$717.00
EZ-TAEMSG 1.5-1	EZ-ACCESS TRANSITIONS ANGLED ENTRY MAT (STORM GREY) 1.5-IN	EA	\$276.00
EZ-TAEMSG 1.5-2	EZ-ACCESS TRANSITIONS ANGLED ENTRY MAT (STORM GREY) 1.5-IN	2 EA	\$518.00
EZ-TAEMSG 2.5-1	EZ-ACCESS TRANSITIONS ANGLED ENTRY MAT (STORM GREY) 2.5-IN	EA	\$403.00
EZ-TAEMSG 2.5-2	EZ-ACCESS TRANSITIONS ANGLED ENTRY MAT (STORM GREY) 2.5-IN	2 EA	\$770.00



EZ-TAEM 1.5-1  
EZ-TAEM 1.5-2



EZ-TAEM 2.5-1  
EZ-TAEM 2.5-2



EZ-TAEMHB 1.5-1  
EZ-TAEMHB 1.5-2



EZ-TAEMHB 2.5-1  
EZ-TAEMHB 2.5-2



EZ-TAEMSG 1.5-1  
EZ-TAEMSG 1.5-2



EZ-TAEMSG 2.5-1  
EZ-TAEMSG 2.5-2

	MODULAR ENTRY MAT		MSRP
EZ-TMEM 2.5-1	EZ-ACCESS TRANSITIONS MODULAR ENTRY MAT 2.5-IN	EA	\$360.00
EZ-TMEMR 2.25	EZ-ACCESS TRANSITIONS MODULAR ENTRY MAT RISER 2.25-IN	2 EA	\$348.00



EZ-TMEM 2.5-1



EZ-TMEMR 2.25

	ANGLED ENTRY PLATE		MSRP
EZ-TAEP 08	EZ-ACCESS TRANSITIONS ANGLED ENTRY PLATE 8-IN	EA	\$146.00
EZ-TAEP 08-3	EZ-ACCESS TRANSITIONS ANGLED ENTRY PLATE 8-IN	3 EA	\$410.00
EZ-TAEP 10	EZ-ACCESS TRANSITIONS ANGLED ENTRY PLATE 10-IN	EA	\$157.00
EZ-TAEP 10-3	EZ-ACCESS TRANSITIONS ANGLED ENTRY PLATE 10-IN	3 EA	\$449.00
EZ-TAEP 12	EZ-ACCESS TRANSITIONS ANGLED ENTRY PLATE 12-IN	EA	\$184.00
EZ-TAEP 12-3	EZ-ACCESS TRANSITIONS ANGLED ENTRY PLATE 12-IN	3 EA	\$474.00



EZ-TAEP 08  
EZ-TAEP 08-3



EZ-TAEP 10  
EZ-TAEP 10-3




EZ-TAEP 12  
EZ-TAEP 12-3

# Portable Folding Ramps

SUITCASE® RAMP (ADVANTAGE SERIES®)			MSRP
EZ-SUITCASE AS2	EZ-ACCESS 2-FT SUITCASE RAMP ADVANTAGE SERIES	EA	\$304.00
EZ-SUITCASE AS3	EZ-ACCESS 3-FT SUITCASE RAMP ADVANTAGE SERIES	EA	\$334.00
EZ-SUITCASE AS4	EZ-ACCESS 4-FT SUITCASE RAMP ADVANTAGE SERIES	EA	\$429.00
EZ-SUITCASE AS5	EZ-ACCESS 5-FT SUITCASE RAMP ADVANTAGE SERIES	EA	\$524.00
EZ-SUITCASE AS6	EZ-ACCESS 6-FT SUITCASE RAMP ADVANTAGE SERIES	EA	\$663.00



EZ-SUITCASE AS2



EZ-SUITCASE AS3



EZ-SUITCASE AS4



EZ-SUITCASE AS5



EZ-SUITCASE AS6

SUITCASE® RAMP (SIGNATURE SERIES®)			MSRP
EZ-SUITCASE SS2	EZ-ACCESS 2-FT SUITCASE RAMP SIGNATURE SERIES	EA	\$304.00
EZ-SUITCASE SS3	EZ-ACCESS 3-FT SUITCASE RAMP SIGNATURE SERIES	EA	\$334.00
EZ-SUITCASE SS4	EZ-ACCESS 4-FT SUITCASE RAMP SIGNATURE SERIES	EA	\$429.00
EZ-SUITCASE SS5	EZ-ACCESS 5-FT SUITCASE RAMP SIGNATURE SERIES	EA	\$524.00
EZ-SUITCASE SS6	EZ-ACCESS 6-FT SUITCASE RAMP SIGNATURE SERIES	EA	\$663.00
EZ-SUITCASE SS7	EZ-ACCESS 7-FT SUITCASE RAMP SIGNATURE SERIES	EA	\$821.00
EZ-SUITCASE SS8	EZ-ACCESS 8-FT SUITCASE RAMP SIGNATURE SERIES	EA	\$1,004.00



EZ-SUITCASE SS2



EZ-SUITCASE SS3



EZ-SUITCASE SS4



EZ-SUITCASE SS5



EZ-SUITCASE SS6



EZ-SUITCASE SS7




EZ-SUITCASE SS8


TRIFOLD® RAMP (ADVANTAGE SERIES®)			MSRP
EZ-TRIFOLD AS5	EZ-ACCESS 5-FT TRIFOLD RAMP ADVANTAGE SERIES	EA	\$853.00
EZ-TRIFOLD AS6	EZ-ACCESS 6-FT TRIFOLD RAMP ADVANTAGE SERIES	EA	\$915.00
EZ-TRIFOLD AS7	EZ-ACCESS 7-FT TRIFOLD RAMP ADVANTAGE SERIES	EA	\$978.00
EZ-TRIFOLD AS8	EZ-ACCESS 8-FT TRIFOLD RAMP ADVANTAGE SERIES	EA	\$1,104.00
EZ-TRIFOLD AS10	EZ-ACCESS 10-FT TRIFOLD RAMP ADVANTAGE SERIES	EA	\$1,509.00




EZ-TRIFOLD AS5




EZ-TRIFOLD AS6



EZ-TRIFOLD AS7



EZ-TRIFOLD AS8



EZ-TRIFOLD AS10

EXTENDED LIP (FITS ADVANTAGE SERIES® SUITCASE® & TRIFOLD® RAMPS)			MSRP
EZ-TLE	TOP LIP EXTENSION	EA	\$157.00



EZ-TLE

# Gateway Solid Surface Ramps

GATEWAY™ RAMP		MSRP
EZ-GATEWAY3G 03	EZ-ACCESS GATEWAY 3-FT RAMP	EA \$536.00
EZ-GATEWAY3G 04	EZ-ACCESS GATEWAY 4-FT RAMP	EA \$591.00
EZ-GATEWAY3G 05	EZ-ACCESS GATEWAY 5-FT RAMP	EA \$717.00
EZ-GATEWAY3G 06	EZ-ACCESS GATEWAY 6-FT RAMP	EA \$784.00
EZ-GATEWAY3G 07	EZ-ACCESS GATEWAY 7-FT RAMP	EA \$958.00
EZ-GATEWAY3G 08	EZ-ACCESS GATEWAY 8-FT RAMP	EA \$1,031.00
EZ-GATEWAY3G 09	EZ-ACCESS GATEWAY 9-FT RAMP	EA \$1,175.00
EZ-GATEWAY3G 10	EZ-ACCESS GATEWAY 10-FT RAMP	EA \$1,251.00
EZ-GATEWAY3G 03TL	EZ-ACCESS GATEWAY 3-FT, TWO-LINE HR	EA w/rails, hdwr \$1,334.00
EZ-GATEWAY3G 04TL	EZ-ACCESS GATEWAY 4-FT, TWO-LINE HR	EA w/rails, hdwr \$1,499.00
EZ-GATEWAY3G 05TL	EZ-ACCESS GATEWAY 5-FT, TWO-LINE HR	EA w/rails, hdwr \$1,664.00
EZ-GATEWAY3G 06TL	EZ-ACCESS GATEWAY 6-FT, TWO-LINE HR	EA w/rails, hdwr \$1,774.00
EZ-GATEWAY3G 07TL	EZ-ACCESS GATEWAY 7-FT, TWO-LINE HR	EA w/rails, hdwr \$1,884.00
EZ-GATEWAY3G 08TL	EZ-ACCESS GATEWAY 8-FT, TWO-LINE HR	EA w/rails, hdwr \$1,994.00
EZ-GATEWAY3G 09TL	EZ-ACCESS GATEWAY 9-FT, TWO-LINE HR	EA w/rails, hdwr \$2,159.00
EZ-GATEWAY3G 10TL	EZ-ACCESS GATEWAY 10-FT, TWO-LINE HR	EA w/rails, hdwr \$2,599.00



EZ-GATEWAY3G 03



EZ-GATEWAY3G 04



EZ-GATEWAY3G 05



EZ-GATEWAY3G 06



EZ-GATEWAY3G 07



EZ-GATEWAY3G 08



EZ-GATEWAY3G 09



EZ-GATEWAY3G 10



EZ-GATEWAY3G 03TL



EZ-GATEWAY3G 04TL



EZ-GATEWAY3G 05TL



EZ-GATEWAY3G 06TL



EZ-GATEWAY3G 07TL



EZ-GATEWAY3G 08TL



EZ-GATEWAY3G 09TL



EZ-GATEWAY3G 10TL

# Stair Systems

FORTRESS OSHA® STAIR SYSTEM		MSRP
EZ-FOR2742	FORTRESS OSHA STAIR SYSTEM 27.5 - 42.5	EA \$2,166.00



EZ-FOR2742

# Patient Transfer Lifts & Slings

ORBIT® PATIENT TRANSFER LIFT			MSRP
EZ-ORBIT 05-0812	EZ-ACCESS ORBIT PATIENT LIFT 5-FT ARM, 8-FT TO 12-FT HEIGHT	EA	\$3,700.00
EZ-ORBIT SH	EZ-ACCESS ORBIT SWIVEL HOOK	EA	\$610.00



ORBIT 0X-081X

SAVARIA SLINGS			MSRP
SSUHSS	SAVARIA SLING, UNIV W/HEAD SUPPORT, SMALL	EA	\$610.00
SSUHSM	SAVARIA SLING, UNIV W/HEAD SUPPORT, MEDIUM	EA	\$610.00
SSUHSL	SAVARIA SLING, UNIV W/HEAD SUPPORT, LARGE	EA	\$610.00
SSHS	SAVARIA SLING, HYGIENIC, SMALL	EA	\$610.00
SSHM	SAVARIA SLING, HYGIENIC, MEDIUM	EA	\$610.00
SSHL	SAVARIA SLING, HYGIENIC, LARGE	EA	\$610.00



SSUHXX

SAVARIA MOTORS			MSRP
SMM440	SAVARIA MOTOR, MONARCH 440 CAP	EA	\$7,000.00



SMM440