

|   |  |
|---|--|
| <b>Mark For:</b><br>Date: _____<br>Dealer Acct #: _____<br>Dealer: _____<br>Dealer Contact: _____<br>Dealer Address: _____<br>Dealer City: _____ PV: _____ PC: _____<br>Dealer Phone: ( ) _____ Fax: ( ) _____<br>Confirmation Email: _____<br>Confirm Via: <input type="checkbox"/> Fax <input type="checkbox"/> Email | <b>Submitting for:</b> <input type="checkbox"/> Quote <input type="checkbox"/> Order<br>PO#: _____<br><br><b>ADDITIONAL SHIPPING INFORMATION</b><br>Ship To: _____<br>Attention: _____<br>Address: _____<br>Address: _____<br>Ship To City: _____ PV: _____ PC: _____<br>Ship To Phone: ( ) _____ Fax: ( ) _____ |
|---|--|

| ✓ | Option # | Definition | Price | ✓ | Option # | Definition | Price |
|---|----------|------------|-------|---|----------|------------|-------|
|---|----------|------------|-------|---|----------|------------|-------|

### 1. FRAME

| Base Model               |         |  |                      |
|--------------------------|---------|--|----------------------|
| <input type="checkbox"/> | 107WM96 | Xenon <sup>2</sup> - Fixed Front<br><i>Weight capacity 240 lbs.</i>      | WM0001595 \$4,115.00 |
| <input type="checkbox"/> | 107WM98 | Xenon <sup>2</sup> - Swing Away<br><i>Weight capacity 265 lbs.</i>       | WM0001592 \$4,429.00 |
| <input type="checkbox"/> | 107WM97 | Xenon <sup>2</sup> - Hybrid Dual Tube<br><i>Weight capacity 300 lbs.</i> | WM0001594 \$4,275.00 |

| Frame Angle   |         |     |    |
|---|---------|-----|----|
| <i>Fixed Front &amp; Dual tube only. See FIGURE 2</i> |         |     |    |
| <input type="checkbox"/>                              | 107FA8  | 80° | NC |
| <input type="checkbox"/>                              | 107FA16 | 88° | NC |

| Carbon Package <i>(No substitutions, discount given on separate line)</i>       |         |                                   |                     |
|---|---------|-----------------------------------|---------------------|
| <i>Proton wheel weight limit of 220 lbs. Auto fold footplate not available.</i> |         |                                   |                     |
| <input type="checkbox"/>  | 107QD03 | Proton rear wheel                 | \$268.00            |
|   |         | Platform CF Footplate / leg strap | \$139.00            |
|   |         | Carbon Side Guard w/ Large fender | \$556.00            |
|   |         | Retail Value                      | <del>\$963.00</del> |
|   |         | Package Price                     | \$860.00            |

| Frame Inset Per Side  |         |     |    |
|---|---------|-----|----|
| <i>Fixed Front version only. See FIGURE 1. N/A with 32cm width.</i> |         |     |    |
| <input type="checkbox"/>  | 107FF1  | 0   | NC |
| <input type="checkbox"/>  | 107FF12 | 1cm | NC |

| Ultra Lite Package <i>(No substitutions, discount given on separate line)</i> |         |                         |                     |
|---|---------|-------------------------|---------------------|
| <i>Proton wheel weight limit of 220 lbs.</i>                                  |         |                         |                     |
| <input type="checkbox"/>  | 107QD04 | Proton rear wheel       | \$268.00            |
|   |         | Schwalbe Speed Run Tire | \$160.00            |
|   |         | Compact Wheel Lock      | \$150.00            |
|   |         | Retail Value            | <del>\$578.00</del> |
|   |         | Package Price           | \$511.00            |

| Frame - Direct Mount Wheel Lock (Optional)  |         |                         |    |
|---|---------|-------------------------|----|
| <i>Only available with Fixed Front Frame and with Compact Wheel Lock, 0°- 2° Camber. No mounting clamp hardware, N/A with Aluminum or carbon fiber sideguards. N/A with mountain tires. N/A in 34-40cm seat depths. N/A with height adjustable armrests. N/A with carbon package. Not available with Desk Sideguard</i> |         |                         |    |
| <input type="checkbox"/>  | 107WH13 | Direct Mount Wheel Lock | NC |



**XENON<sup>2</sup>**  
**Fixed Front**



**XENON<sup>2</sup>**  
**Swing Away**



**XENON<sup>2</sup>**  
**Hybrid Dual Tube**

## 2. SIZE / SEATING

### Seat Width

See **FIGURE 1** Measured from outside of seat tube to the outside of opposite seat tube. 48-50cm N/A with Fixed Front frame. 1cm inset N/A with 32cm.

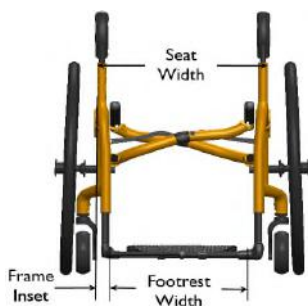
|                          |        |      |       |                          |        |      |       |
|--------------------------|--------|------|-------|--------------------------|--------|------|-------|
| <input type="checkbox"/> | 107S53 | 32cm | 12.6" | <input type="checkbox"/> | 107S58 | 42cm | 16.5" |
| <input type="checkbox"/> | 107S54 | 34cm | 13.4" | <input type="checkbox"/> | 107S59 | 44cm | 17.3" |
| <input type="checkbox"/> | 107S55 | 36cm | 14.2" | <input type="checkbox"/> | 107S60 | 46cm | 18.1" |
| <input type="checkbox"/> | 107S56 | 38cm | 15.0" | <input type="checkbox"/> | 107S61 | 48cm | 18.9" |
| <input type="checkbox"/> | 107S57 | 40cm | 15.7" | <input type="checkbox"/> | 107S62 | 50cm | 19.7" |

### Seat Depth

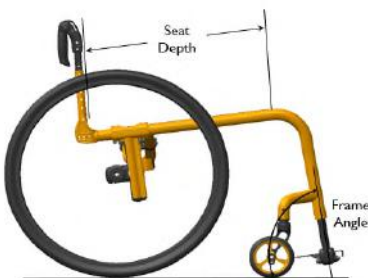
See **FIGURE 2** Measured from back canes to front edge of upholstery.

|                          |         |      |       |                          |         |      |       |
|--------------------------|---------|------|-------|--------------------------|---------|------|-------|
| <input type="checkbox"/> | 107SD81 | 34cm | 13.4" | <input type="checkbox"/> | 107SD86 | 44cm | 17.3" |
| <input type="checkbox"/> | 107SD82 | 36cm | 14.2" | <input type="checkbox"/> | 107SD87 | 46cm | 18.1" |
| <input type="checkbox"/> | 107SD83 | 38cm | 15.0" | <input type="checkbox"/> | 107SD88 | 48cm | 18.9" |
| <input type="checkbox"/> | 107SD84 | 40cm | 15.7" | <input type="checkbox"/> | 107SD89 | 50cm | 19.7" |
| <input type="checkbox"/> | 107SD85 | 42cm | 16.5" |                          |         |      |       |

**Figure 1**



**Figure 2**



### Seating Systems

|                          |         |   |          |
|--------------------------|---------|---|----------|
| <input type="checkbox"/> | 107OP13 | Seat sling, tension adjustable                | NC       |
| <input type="checkbox"/> | 107OP12 | Seat sling, tension adjustable, 1 utility bag | \$165.00 |
| <input type="checkbox"/> | 107OP04 | Omit Seat Sling                               | NC       |

### Cushion

Cushion size increments are in inches.

|                          |        |            |          |
|--------------------------|--------|------------|----------|
| <input type="checkbox"/> | 107CU1 | 2" Cushion | \$173.00 |
|--------------------------|--------|------------|----------|

### JAY Cushions (Optional)

To order any JAY cushions on-chair, please see the JAY price list on Page 8.

Cushion name or part number must be filled out with desired width and depth

\*JAY Cushions are designed to imperial values and listed metric equivalents are not exact measurements.

|                          |         |                        |              |
|--------------------------|---------|------------------------|--------------|
| <input type="checkbox"/> | 107JC20 | JAY Bundled Cushion    | Price List   |
|                          |         | Cushion Name or Part # |              |
|                          |         | Width: _____           | Depth: _____ |

| Dimensions |    |
|------------|----|
| inches     | cm |
| 12         | 30 |
| 13         | 33 |
| 14         | 35 |
| 15         | 38 |
| 16         | 40 |
| 17         | 44 |
| 18         | 46 |
| 19         | 48 |
| 20         | 50 |

## 3. CASTERS / SEAT HEIGHT

### Front Seat Height

Dependence of front casters, forks and frame version, see Matrix on Page 7 and measure from the top of the seat sling to the floor like in Figure 3.

|                          |         |      |       |                          |         |      |       |
|--------------------------|---------|------|-------|--------------------------|---------|------|-------|
| <input type="checkbox"/> | 107SH83 | 43cm | 16.9" | <input type="checkbox"/> | 107SH90 | 50cm | 19.7" |
| <input type="checkbox"/> | 107SH84 | 44cm | 17.3" | <input type="checkbox"/> | 107SH91 | 51cm | 20.0" |
| <input type="checkbox"/> | 107SH85 | 45cm | 17.7" | <input type="checkbox"/> | 107SH92 | 52cm | 20.4" |
| <input type="checkbox"/> | 107SH86 | 46cm | 18.1" | <input type="checkbox"/> | 107SH93 | 53cm | 20.9" |
| <input type="checkbox"/> | 107SH87 | 47cm | 18.5" | <input type="checkbox"/> | 107SH94 | 54cm | 21.2" |
| <input type="checkbox"/> | 107SH88 | 48cm | 18.9" | <input type="checkbox"/> | 107SH95 | 55cm | 21.6" |
| <input type="checkbox"/> | 107SH89 | 49cm | 19.3" |                          |         |      |       |

### Caster Fork and Suspension

Multiple & Single Sided forks are std black finish unless anodize package chosen.

|                          |         |                                       |          |
|--------------------------|---------|---------------------------------------|----------|
| <input type="checkbox"/> | 107CF65 | Multiple Position                     | NC       |
| <input type="checkbox"/> | 107CF69 | Multiple Position Single Sided Fork   | \$162.00 |
| <input type="checkbox"/> | 107CF53 | Frog Legs 0 lbs. weight to 100 lbs.   | \$530.00 |
| <input type="checkbox"/> | 107CF54 | Frog Legs 101 lbs. weight to 190 lbs. | \$530.00 |
| <input type="checkbox"/> | 107CF55 | Frog Legs 191 lbs. weight to 265 lbs. | \$530.00 |

### Caster Wheels

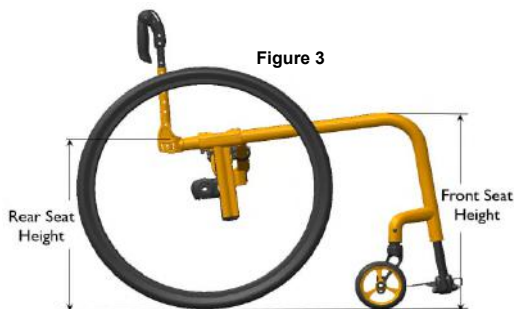
|                          |         |   |          |
|--------------------------|---------|---|----------|
| <input type="checkbox"/> | 107CW1  | 3" Micro  | NC       |
| <input type="checkbox"/> | 107CW3  | 4" Low Profile Polyurethane                                 | NC       |
| <input type="checkbox"/> | 107CW31 | 4" Micro Lighted  | \$101.00 |
| <input type="checkbox"/> | 107CW72 | 4" x 1" Aluminum Poly                                       | \$67.00  |
| <input type="checkbox"/> | 107CW44 | 4" x 1.25" Semi Pneumatic                                   | NC       |
| <input type="checkbox"/> | 107CW5  | 5" Low Profile Polyurethane                                 | NC       |
| <input type="checkbox"/> | 107CW51 | 5" Micro Lighted  | \$101.00 |
| <input type="checkbox"/> | 107CW6  | 5" Soft Roll (Grey)<br>N/A w/Frog Legs or Single sided fork | \$91.00  |
| <input type="checkbox"/> | 107CW65 | 5" x 1" Aluminum Poly                                       | \$116.00 |
| <input type="checkbox"/> | 107CW7  | 5" x 1.5" Semi Pneumatic                                    | \$101.00 |
| <input type="checkbox"/> | 107CW34 | 6" Poly   | NC       |
| <input type="checkbox"/> | 107CW33 | 6" Pneumatic  | \$101.00 |
| <input type="checkbox"/> | 107CW35 | 6" x 1.5" Semi Pneumatic                                    | \$101.00 |

### Caster Color Wheels option

Refer to Anodize package section on Page 6 for Anodize color selection. Cannot choose Match frame color and Anodize package at same time. Casters are silver color unless you choose Match frame color or Anodize package.

|                          |         |  |          |
|--------------------------|---------|--|----------|
| <input type="checkbox"/> | 107CW64 | 4" x 1.5" Aluminum Soft Roll*              | \$216.00 |
| <input type="checkbox"/> | 107CW66 | 5" x 1.5" Aluminum Soft Roll*              | \$229.00 |
| <input type="checkbox"/> | 107CW68 | 6" x 1.5" Aluminum Soft Roll*              | \$237.00 |
|                          | Colors: | <input type="checkbox"/> Match frame color | NC       |

**Figure 3**



**Rear Seat Height**

49-50cm RSH only with lightweight adapter. Refer to Seat Squeeze matrix.

|                          |         |      |       |                          |         |      |       |
|--------------------------|---------|------|-------|--------------------------|---------|------|-------|
| <input type="checkbox"/> | 107RH61 | 37cm | 14.5" | <input type="checkbox"/> | 107RH68 | 44cm | 17.3" |
| <input type="checkbox"/> | 107RH62 | 38cm | 14.9" | <input type="checkbox"/> | 107RH69 | 45cm | 17.7" |
| <input type="checkbox"/> | 107RH63 | 39cm | 15.3" | <input type="checkbox"/> | 107RH70 | 46cm | 18.1" |
| <input type="checkbox"/> | 107RH64 | 40cm | 15.7" | <input type="checkbox"/> | 107RH71 | 47cm | 18.5" |
| <input type="checkbox"/> | 107RH65 | 41cm | 16.1" | <input type="checkbox"/> | 107RH72 | 48cm | 18.9" |
| <input type="checkbox"/> | 107RH66 | 42cm | 16.5" | <input type="checkbox"/> | 107RH73 | 49cm | 19.3" |
| <input type="checkbox"/> | 107RH67 | 43cm | 16.9" | <input type="checkbox"/> | 107RH74 | 50cm | 19.7" |

**Seat squeeze matrix**

| Allowable squeeze (may vary +/- 1.5cm) |             |
|--|-------------|
| Seat depth                             | max squeeze |
| 34cm-36cm                              | 8cm         |
| 38cm-40cm                              | 9cm         |
| 42cm-44cm                              | 10cm        |
| 46cm-50cm                              | 11cm        |

Max 11cm of seat squeeze

**Rear Wheel**

Some Rear wheel options may limit the chair weight capacity. **Proton wheels weight limit is 220 lbs.** 24" wheels N/A w/50cm RSH. 25" wheels N/A w/37cm RSH.

|                          |          |                                   |            |
|--------------------------|----------|-----------------------------------|------------|
| <input type="checkbox"/> | 107RW102 | 24" Mag Wheel 5 Spoke             | NC         |
| <input type="checkbox"/> | 107RW92  | 24" Lite Spoke                    | NC         |
| <input type="checkbox"/> | 107RW93  | 25" Lite Spoke                    | NC         |
| <input type="checkbox"/> | 107RW10  | 24" Ultra Lightweight Spoke Wheel | \$329.00   |
| <input type="checkbox"/> | 107RW16  | 25" Ultra Lightweight Spoke Wheel | \$329.00   |
| <input type="checkbox"/> | 107RW95  | 24" Spinerigy SPOX Black Spokes   | \$797.00   |
| <input type="checkbox"/> | 107RW96  | 25" Spinerigy SPOX Black Spokes   | \$797.00   |
| <input type="checkbox"/> | 107RW98  | 24" Spinerigy LX Black Spokes     | \$1,025.00 |
| <input type="checkbox"/> | 107RW99  | 25" Spinerigy LX Black Spokes     | \$1,025.00 |
| <input type="checkbox"/> | 107RW50  | 24" Mountain                      | \$363.00   |
| <input type="checkbox"/> | 107RW148 | 24" Proton Wheel                  | \$268.00   |
| <input type="checkbox"/> | 107RW149 | 25" Proton Wheel                  | \$268.00   |
| <input type="checkbox"/> | 107RW150 | 24" Drum brake wheel - 36 spokes  | NC         |

**Rear Wheel Tire**

|                          |         |   |          |
|--------------------------|---------|---|----------|
| <input type="checkbox"/> | 107RT1  | Pneumatic   | NC       |
| <input type="checkbox"/> | 107RT2  | Pneumatic Airless Insert                                    | \$228.00 |
| <input type="checkbox"/> | 107RT3  | Full Poly Tire  | NC       |
| <input type="checkbox"/> | 107RT38 | SHOX Performance Poly                                       | \$134.00 |
| <input type="checkbox"/> | 107RT39 | High-Pressure Clincher Black                                | \$96.00  |
| <input type="checkbox"/> | 107RT21 | Schwalbe Marathon Plus Evolution                            | \$145.00 |
| <input type="checkbox"/> | 107RT28 | Schwalbe Speed Run Tire                                     | \$160.00 |
| <input type="checkbox"/> | 107RT40 | Schwalbe Down Town Two Grip<br><i>Only available in 24"</i> | \$145.00 |
| <input type="checkbox"/> | 107RT41 | Schwalbe Right Run<br><i>Only available in 24"</i>          | \$98.00  |
| <input type="checkbox"/> | 107RT27 | Knobby V-TRAK by Kenda                                      | \$111.00 |
| <input type="checkbox"/> | 107RT12 | Mountain <i>Only available in 24"</i>                       | NC       |

**Wheels**

| Handrims                         | Wheels      |            |                   |           |          |        |            |
|----------------------------------|-------------|------------|-------------------|-----------|----------|--------|------------|
|                                  | 5 Spoke Mag | Lite Spoke | Ultra Lightweight | Spinerigy | Mountain | Proton | Drum Brake |
| Aluminum Anodized / Color        | 24          | 24, 25     | 24, 25            | 24, 25    | 24       | 24, 25 | 24         |
| Plastic Coat                     | 24          | 24         |                   | 24, 25    | 24       | 24, 25 | 24         |
| Natural Fit - Standard Grip      | 24          | 24, 25     |                   | 24, 25    |          | 24, 25 | 24         |
| Natural Fit - No Thumb Grip      | 24          | 24, 25     |                   | 24, 25    |          | 24, 25 | 24         |
| Natural Fit - Super Grip         | 24          | 24, 25     |                   | 24, 25    |          | 24, 25 | 24         |
| Natural Fit LT - Standard Grip   | 24          | 24, 25     |                   | 24, 25    |          | 24, 25 | 24         |
| Natural Fit LT - Super Grip      | 24          | 24, 25     |                   | 24, 25    |          | 24, 25 | 24         |
| Natural Fit LT - No Thumb Grip   | 24          | 24, 25     |                   | 24, 25    |          | 24, 25 | 24         |
| Surge - Oval w/Gription Strip    |             | 24, 25     |                   | 24, 25    |          | 24, 25 | 24         |
| Surge LT - Oval w/Gription Strip |             | 24, 25     |                   | 24, 25    |          | 24, 25 | 24         |
| Q Grip Neoprene Coated           |             | 24, 25     |                   | 24, 25    |          | 24, 25 | 24         |
| Spinerigy Flex Rim               |             |            |                   | 24, 25    |          | 24, 25 | 24         |
| Omit Handrim                     | 24          |            |                   | 24, 25    | 24       | 24, 25 | 24         |

**Handrim**

See Page 6 for color handrim option

|                          |         |   |           |
|--------------------------|---------|---|-----------|
| <input type="checkbox"/> | 107HR1  | Aluminum Anodized   | NC        |
| <input type="checkbox"/> | 107HR29 | Aluminum Powder coated colored  | \$88.00   |
| <input type="checkbox"/> | 107HR4  | Plastic Coated<br><i>N/A w/ 25" Lite Spoke Wheels</i>                         | \$134.00  |
| <input type="checkbox"/> | 107HR22 | Natural Fit - Standard Grip   | \$345.00  |
| <input type="checkbox"/> | 107HR23 | Natural Fit - Super Grip  | \$401.00  |
| <input type="checkbox"/> | 107HR25 | Natural Fit - No Thumb Grip   | \$345.00  |
| <input type="checkbox"/> | 107HR30 | Natural Fit LT - Standard Grip  | \$480.00  |
| <input type="checkbox"/> | 107HR31 | Natural Fit LT - Super Grip   | \$546.00  |
| <input type="checkbox"/> | 107HR32 | Natural Fit LT - No Thumb Grip  | \$515.00  |
| <input type="checkbox"/> | 107HR26 | The Surge ® - Oval w/Gription Strip   | \$515.00  |
| <input type="checkbox"/> | 107HR27 | The Surge LT ® - Oval w/Gription Strip  | \$546.00  |
| <input type="checkbox"/> | 107HR28 | Q-Grip Neoprene Coated  | \$435.00  |
| <input type="checkbox"/> | 107HR24 | Spinerigy Flex Rim <i>Only available on Spinerigy LX wheels 24" &amp; 25"</i> | \$647.00  |
| <input type="checkbox"/> | 107HR7  | Omit Handrim<br><i>N/A w/ Ultra Lightweight Wheels</i>                        | (\$12.00) |

**Axle**

|                          |         |  |          |
|--------------------------|---------|--|----------|
| <input type="checkbox"/> | 107AX1  | Quick Release Steel  | NC       |
| <input type="checkbox"/> | 107AX13 | Quad Quick Release Steel<br><i>Only available with Mountain Wheels</i> | \$168.00 |

**Axle Plate**

|                          |         |                     |    |
|--------------------------|---------|---------------------|----|
| <input type="checkbox"/> | 107AL36 | Axle plate Standard | NC |
|--------------------------|---------|---------------------|----|

**Camber**

Lightweight adapter available only 0°

|                          |         |    |    |
|--------------------------|---------|----|----|
| <input type="checkbox"/> | 107C11  | 0° | NC |
| <input type="checkbox"/> | 107C113 | 2° | NC |
| <input type="checkbox"/> | 107C13  | 4° | NC |

**Center of Gravity Preset**

Lightweight adapter N/A with Single post or Desk side guard armrests.

|                          |            |  |                                     |                                     |
|--------------------------|------------|--|-------------------------------------|-------------------------------------|
| <input type="checkbox"/> | 107LQ01    | Standard Adapter. Choose your setting: |                                     |                                     |
| <input type="checkbox"/> | 1cm (0.4") | <input type="checkbox"/> 2cm (0.8")    | <input type="checkbox"/> 3cm (1.2") | <input type="checkbox"/> 4cm (1.6") |
| <input type="checkbox"/> | 5cm (2.0") | <input type="checkbox"/> 6cm (2.4")    | <input type="checkbox"/> 7cm (2.8") | <input type="checkbox"/> 8cm (3.1") |
| <input type="checkbox"/> | 9cm (3.5") |  |                                     |                                     |

OR

|                          |            |   |                                     |                                     |
|--------------------------|------------|---|-------------------------------------|-------------------------------------|
| <input type="checkbox"/> | 107LQ02    | Lightweight Adapter. Choose your setting: |                                     |                                     |
| <input type="checkbox"/> | 4cm (1.6") | <input type="checkbox"/> 5cm (2.0")       | <input type="checkbox"/> 6cm (2.4") | <input type="checkbox"/> 7cm (4.3") |
| <input type="checkbox"/> | 9cm (3.5") | <input type="checkbox"/> 10cm (3.9")      |                                     |                                     |

**Wheels**

| Tire                        | 5 Spoke Mag | Lite Spoke | Ultra Lightweight | Spinerigy | Proton | Drum Brake |
|-----------------------------|-------------|------------|-------------------|-----------|--------|------------|
| Pneumatic                   | 24          | 24         |                   | 24        | 24     | 24         |
| Pneumatic w/ Airless Insert | 24          | 24         |                   | 24        | 24     | 24         |
| Full Poly                   | 24          | 24         |                   |           |        |            |
| SHOX Performance Poly       | 24          | 24, 25     |                   | 24, 25    | 24, 25 | 24         |
| High-Pressure Clincher Blk  |             | 24         | 24                | 24        | 24     | 24         |
| Schwalbe Marathon           |             | 24, 25     | 24, 25            | 24, 25    | 24, 25 | 24         |
| Schwalbe Speed Run          |             | 24, 25     | 24, 25            | 24, 25    | 24, 25 | 24         |
| Schwalbe Down Town          |             | 24         |                   | 24        | 24     | 24         |
| Schwalbe Right Run          |             | 24         |                   | 24        | 24     | 24         |
| Knobby V Trak by Kenda      |             | 24         |                   | 24        |        |            |

24" = 540 mm 25" = 559 mm

## 5. WHEEL LOCKS

### Wheel Lock

Additional No Gos may exist depending on wheel size and position. Recommend to order a wheel lock option in combination with the Drum brake.

|                          |         |                 |          |
|--------------------------|---------|-----------------|----------|
| <input type="checkbox"/> | 107WL1  | High Mount Push | NC       |
| <input type="checkbox"/> | 107WL2  | High Mount Pull | NC       |
| <input type="checkbox"/> | 107WL27 | Ergo Scissor    | \$145.00 |
| <input type="checkbox"/> | 107WL30 | Compact         | \$150.00 |
| <input type="checkbox"/> | 107WL10 | Omit            | NC       |

### Attendant Brake

Must select Drum brake rear wheel.

|                          |         |            |          |
|--------------------------|---------|------------|----------|
| <input type="checkbox"/> | 107WL79 | Drum Brake | \$644.00 |
|--------------------------|---------|------------|----------|

### Wheel Lock Option

|                          |         |              |    |
|--------------------------|---------|--------------|----|
| <input type="checkbox"/> | 107WL12 | Do Not Mount | NC |
|--------------------------|---------|--------------|----|

### Extension Handle

N/A w/ ergo scissor or compact wheel locks

|                          |        |                         |         |
|--------------------------|--------|-------------------------|---------|
| <input type="checkbox"/> | 107EH6 | Extension Handle (Pair) | \$93.00 |
|--------------------------|--------|-------------------------|---------|

## 6. HANGER & FOOTREST OPTIONS

### Footrest (Choose ONE Option)

#### Hangers (Swing away only)

ELR only available 38cm-50cm width.

|                          |         |                                    |           |
|--------------------------|---------|------------------------------------|-----------|
| <input type="checkbox"/> | 107H168 | 70° Swing In/Out Hanger            | NC        |
| <input type="checkbox"/> | 107H169 | 80° Swing In/Out Hanger            | NC        |
| <input type="checkbox"/> | 107H170 | Elevating Hanger (0° - 90°) (pair) | \$313.00  |
| <input type="checkbox"/> | 107H32  | Omit Hanger & Footplate            | (\$16.00) |

#### Footplates (Swing Away only)

Z-finity footplates & Platform Alum High Mount Max weight capacity 165 lbs.

#### Divided footplates

|                          |         |   |          |
|--------------------------|---------|---|----------|
| <input type="checkbox"/> | 107F1   | Composite - Flip up   | NC       |
| <input type="checkbox"/> | 107F330 | Composite angle adj - Flip up (sideways) 38-50cm width  | \$191.00 |
| <input type="checkbox"/> | 107F331 | Alum angle adj - Divided, Flip up<br><input type="checkbox"/> Black NC <input type="checkbox"/> Std Frame color\$50 | \$232.00 |
| <input type="checkbox"/> | 107F320 | Multi Angle Adjustable (Z-finity)<br><input type="checkbox"/> Black NC <input type="checkbox"/> Std Frame color\$50 | \$232.00 |

#### Platform footplates

|                          |         |   |           |
|--------------------------|---------|---|-----------|
| <input type="checkbox"/> | 107F332 | Platform Aluminum - Flip Up<br><input type="checkbox"/> Black NC <input type="checkbox"/> Std Frame color\$50 | \$212.00  |
| <input type="checkbox"/> | 107F333 | Platform Alum AA High Mount - Flip up (Z-finity)  | \$191.00  |
| <input type="checkbox"/> | 107F334 | Platform Composite Footrest - Flip up (sideways), angle adjustable  | \$162.00  |
| <input type="checkbox"/> | 107F335 | Platform Ultra Lite Footrest - Flip up (sideways) angle adjustable  | \$162.00  |
| <input type="checkbox"/> | 107F336 | Platform Carbon Fiber footrest - Flip Up (sideways), N/A with 32cm widths                                     | \$139.00  |
| <input type="checkbox"/> | 107F6   | Omit Footplate  | (\$16.00) |

#### Footplates (Fixed Front & Dual Tube only)

#### Platform footplates

|                          |         |   |          |
|--------------------------|---------|---|----------|
| <input type="checkbox"/> | 107F332 | Platform Aluminum - Flip Up<br><input type="checkbox"/> Black NC <input type="checkbox"/> Std Frame color\$50 | \$212.00 |
| <input type="checkbox"/> | 107F334 | Platform Composite Footrest - Flip up (sideways), angle adjustable  | \$162.00 |
| <input type="checkbox"/> | 107F337 | Platform Composite High Mount - Flip up, Lower Leg Length 22-34 cm  | \$162.00 |
| <input type="checkbox"/> | 107F335 | Platform Ultra Lite Footrest - Flip up (sideways) Aluminum, angle adj.  | \$162.00 |
| <input type="checkbox"/> | 107F336 | Platform Carbon Fiber footrest - Flip Up (sideways), N/A with 32cm widths                                     | \$139.00 |

#### Footrest Options

Platform Swingaway Mechanism only available with Platform Aluminum

|                          |         |                              |          |
|--------------------------|---------|------------------------------|----------|
| <input type="checkbox"/> | 107DI31 | Heel Loop (Swing away only)  | NC       |
| <input type="checkbox"/> | 107DI03 | Leg Strap                    | NC       |
| <input type="checkbox"/> | 107DI04 | Extra Leg Strap              | \$34.00  |
| <input type="checkbox"/> | 107DI05 | Gel Hanger Cover             | \$124.00 |
| <input type="checkbox"/> | 107DI07 | Neoprene Impact Guards       | \$57.00  |
| <input type="checkbox"/> | 107DI06 | Platform Position Plates     | \$62.00  |
| <input type="checkbox"/> | 107DI32 | Platform Swingaway Mechanism | \$103.00 |

#### Lower Leg Length (LLL)

Lower Leg length standard clearance must be minimum of 5 cm (2") less than Front Seat Height. All measurements are in cm. **Measured from seat sling to the top - rear of the footrest.** See Appendix on Page 7

|                                       |                                       |                                       |                                       |
|---------------------------------------|---------------------------------------|---------------------------------------|---------------------------------------|
| <input type="checkbox"/> 22cm (8.6")  | <input type="checkbox"/> 31cm (12.2") | <input type="checkbox"/> 40cm (15.7") | <input type="checkbox"/> 49cm (19.3") |
| <input type="checkbox"/> 25cm (9.8")  | <input type="checkbox"/> 34cm (13.3") | <input type="checkbox"/> 43cm (16.9") |                                       |
| <input type="checkbox"/> 28cm (11.0") | <input type="checkbox"/> 37cm (14.5") | <input type="checkbox"/> 46cm (18.1") |                                       |

## 7. BACKREST

### Back Type

Fold down option only available with 32.5cm back height and up. Fold down push handle N/A with height adj push handles or JAY backs. Fold down back type N/A with Std EXO Uph.

|                          |          |                                      |          |
|--------------------------|----------|--------------------------------------|----------|
| <input type="checkbox"/> | 107BT123 | Fixed (90°)                          | NC       |
| <input type="checkbox"/> | 107BT124 | Fixed Half Fold down (to the front)  | \$227.00 |
| <input type="checkbox"/> | 107BT125 | Angle Adjustable Back (75°-103°)     | NC       |
| <input type="checkbox"/> | 107BT126 | Angle Adjustable Back Half Fold down | \$227.00 |

### Back Height Setting

All Back height settings are in cm.

|                          |         |         |   |    |
|--------------------------|---------|---------|---|----|
| <input type="checkbox"/> | 107B254 | Setting | 25 - 30cm Back Height   | NC |
|                          |         |         | <input type="checkbox"/> 25 (9.8") <input type="checkbox"/> 27.5 (10.8") <input type="checkbox"/> 30 (11.8")  |    |
| <input type="checkbox"/> | 107B250 | Setting | 30 - 35cm Back Height   | NC |
|                          |         |         | <input type="checkbox"/> 30 (11.8") <input type="checkbox"/> 32.5 (12.8") <input type="checkbox"/> 35 (13.7") |    |
| <input type="checkbox"/> | 107B251 | Setting | 35 - 40cm Back Height   | NC |
|                          |         |         | <input type="checkbox"/> 35 (13.7") <input type="checkbox"/> 37.5 (14.7") <input type="checkbox"/> 40 (15.7") |    |
| <input type="checkbox"/> | 107B252 | Setting | 40 - 45cm Back Height   | NC |
|                          |         |         | <input type="checkbox"/> 40 (15.7") <input type="checkbox"/> 42.5 (16.7") <input type="checkbox"/> 45 (17.7") |    |
| <input type="checkbox"/> | 107B253 | Setting | 45 - 47.5cm Back Height   | NC |
|                          |         |         | <input type="checkbox"/> 45 (17.7") <input type="checkbox"/> 47.5 (18.7")                                     |    |

#### Back height

#### Half Fold Down



| Seat width | 32.5 | 35 | 37.5 | 40 | 42.5 | 45 | 47.5 |
|------------|------|----|------|----|------|----|------|
| 32         | ✓    | ✓  | ✓    | ✓  | ✓    | ✓  | ✓    |
| 34         | ○    | ✓  | ✓    | ✓  | ✓    | ✓  | ✓    |
| 36         | ○    | ○  | ✓    | ✓  | ✓    | ✓  | ✓    |
| 38         | ○    | ○  | ○    | ✓  | ✓    | ✓  | ✓    |
| 40         | ○    | ○  | ○    | ○  | ✓    | ✓  | ✓    |
| 42         | ○    | ○  | ○    | ○  | ○    | ✓  | ✓    |
| 44         | ○    | ○  | ○    | ○  | ○    | ○  | ✓    |
| 46         | ○    | ○  | ○    | ○  | ○    | ○  | ○    |
| 48         | ○    | ○  | ○    | ○  | ○    | ○  | ○    |
| 50         | ○    | ○  | ○    | ○  | ○    | ○  | ○    |

-folds 90° to the front on folded chair  
 -can't be folded full 90° to the front on folded chair in combination with fold-down  
 -can't be folded full 90° to the front on folded chair  
 -will fold less than 45° to the front on folded chair, folds 90° on unfolded chair

**7. BACKREST (cont)**

**Push Handles**

Std EXO Uph N/A with Fold down or Height Adjustable push handles

|                          |         |   |          |
|--------------------------|---------|---|----------|
| <input type="checkbox"/> | 107PH20 | Push handle Ergo grip long  | NC       |
| <input type="checkbox"/> | 107PH5  | Fold Down Push Handles Available w/ 32.5-42.5cm height (12.7-16.7")       | \$156.00 |
| <input type="checkbox"/> | 107PH21 | Height adjustable push Handles Available w/ 30-42.5cm height (11.8-16.7") | \$185.00 |
| <input type="checkbox"/> | 107PH25 | Height adjustable push Handles for JAY Backs                              | \$191.00 |
| <input type="checkbox"/> | 107PH22 | Omit Push Handles - Straight Post   | NC       |

**Backrest Upholstery**

Std EXO Uph available with Omit & Ergo grip push handles, plastic side guards, Single post height adj & padded swing away armrests. EXO Standard and Tension Adj upholstery binding is **Standard black**. Std Uph N/A with Stabilizer bar.

|                          |         |  |           |
|--------------------------|---------|--|-----------|
| <input type="checkbox"/> | 107BU88 | Standard Upholstery EXO  | NC        |
|                          |         | Colors: <input type="checkbox"/> Blue <input type="checkbox"/> Orange <input type="checkbox"/> Red <input type="checkbox"/> Silver |           |
| <input type="checkbox"/> | 107BU89 | Backrest Tension Adj EXO   | \$414.00  |
|                          |         | Colors: <input type="checkbox"/> Blue <input type="checkbox"/> Orange <input type="checkbox"/> Red <input type="checkbox"/> Silver |           |
| <input type="checkbox"/> | 107BU90 | Backrest Tension Adj EXO Pro 3DX   | \$414.00  |
|                          |         | Colors: <input type="checkbox"/> Blue <input type="checkbox"/> Orange <input type="checkbox"/> Red <input type="checkbox"/> Silver |           |
| <input type="checkbox"/> | 107BU14 | Omit Back Upholstery   | (\$21.00) |

**Stabilizer Bar**

Only available 38cm-50cm seat width. Swing away painted match to frame. Available between 35cm-47.5cm back height.

|                          |        |   |          |
|--------------------------|--------|---|----------|
| <input type="checkbox"/> | 107SZ8 | Stabilizer Bar  | \$156.00 |
| <input type="checkbox"/> | 107SZ9 | Stabilizer swing away bar Must select height adj push handles | \$156.00 |

**Military Service Patches**

Only available on tension adjustable upholstery and when ordered separately through JAY J3 Back OF

|                          |         |                                     |    |
|--------------------------|---------|-------------------------------------|----|
| <input type="checkbox"/> | 107VU4  | US Air Force Patch                  | NC |
| <input type="checkbox"/> | 107VU2  | US Army Patch                       | NC |
| <input type="checkbox"/> | 107VU12 | US Coast Guard Patch                | NC |
| <input type="checkbox"/> | 107VU1  | US Marines Patch                    | NC |
| <input type="checkbox"/> | 107VU3  | US Navy Patch                       | NC |
| <input type="checkbox"/> | 107VU5  | Purple Heart Patch                  | NC |
| <input type="checkbox"/> | 107VU11 | Purple Heart with Air Force Patch   | NC |
| <input type="checkbox"/> | 107VU9  | Purple Heart with Army Patch        | NC |
| <input type="checkbox"/> | 107VU13 | Purple Heart with Coast Guard Patch | NC |
| <input type="checkbox"/> | 107VU8  | Purple Heart with Marines Patch     | NC |
| <input type="checkbox"/> | 107VU10 | Purple Heart with Navy Patch        | NC |

**JAY J3 Back**

|                          |         |   |            |
|--------------------------|---------|---|------------|
| <input type="checkbox"/> | 107JB01 | J3 Back To order a J3 Back please select Omit Back Upholstery. See J3 Back Order Form for Part #'s in Page 9. | Price List |
|--------------------------|---------|---|------------|

**8. ARMREST / SIDEGUARDS**

**Armrest - Padded Swing Away**

Some limitations when used with the Angle Adjustable Back.

|                          |          |   |          |
|--------------------------|----------|---|----------|
| <input type="checkbox"/> | 107AA162 | Padded Swing-Away Fixed height  | NC       |
| <input type="checkbox"/> | 107AA18  | Padded Swing-Away HT Adj (11" to 14")   | \$256.00 |
|                          |          | Setting <input type="checkbox"/> 11" <input type="checkbox"/> 12" <input type="checkbox"/> 13" <input type="checkbox"/> 14" |          |

Please select a setting for adjustable version, will default to 11" if no selection is made

**Desk Sideguard**

Not available with Fold Down back option or combined with Side Guard

|                          |         |   |          |
|--------------------------|---------|---|----------|
| <input type="checkbox"/> | 107LA01 | Desk sideguard fixed flip up, no pad          | \$309.00 |
| <input type="checkbox"/> | 107LA02 | Desk sideguard fixed flip up                  | \$309.00 |
| <input type="checkbox"/> | 107LA03 | Desk sideguard height adj. flip up, removable | \$185.00 |
| <input type="checkbox"/> | 107LG01 | Quad Release - option                         | NC       |

**Armrest - Single post**

Desk length 33cm armpad available only.

|                          |          |   |          |
|--------------------------|----------|---|----------|
| <input type="checkbox"/> | 107AA161 | Single post height adj. removable, depth adjustable | \$313.00 |
|--------------------------|----------|---|----------|

**Armpad - For Height Adjustable**

\* Desk Sideguard only. \*\*Single Post only

|                          |         |                                 |    |
|--------------------------|---------|---------------------------------|----|
| <input type="checkbox"/> | 107AM29 | Desk Length 25cm/9.8" height *  | NC |
| <input type="checkbox"/> | 107AM30 | Desk Length 31cm/12.2" height * | NC |
| <input type="checkbox"/> | 107AM31 | Desk Length 33cm/13" height **  | NC |

**Side Guards**

Increases overall width of chair. Some interference may exist w/ padded SA arms at lowest settings Not available w/Single post HA or Desk Sideguard armrests.

|                          |         |                               |          |
|--------------------------|---------|-------------------------------|----------|
| <input type="checkbox"/> | 107SG33 | Plastic Standard              | \$173.00 |
| <input type="checkbox"/> | 107SG29 | Plastic Low                   | \$173.00 |
| <input type="checkbox"/> | 107SG35 | Aluminum                      | \$290.00 |
| <input type="checkbox"/> | 107SG36 | Aluminum w/ Fender            | \$290.00 |
| <input type="checkbox"/> | 107SG12 | Carbon Fiber                  | \$556.00 |
| <input type="checkbox"/> | 107SG41 | Carbon Fiber Long w/LG Fender | \$556.00 |

**Side Guard / Desk Sideguard - Color Option**

Available with Aluminum or Aluminum with Fender. Not applicable to carbon fiber option. Standard colors only

|                          |         |                                 |    |
|--------------------------|---------|---------------------------------|----|
| <input type="checkbox"/> | 107GE01 | Black                           | NC |
| <input type="checkbox"/> | 107GE02 | Matching Frame- Standard Colors | NC |

**9. KEY OPTIONS AND ACCESSORIES**

**Anti-Tips**

|                          |         |   |          |
|--------------------------|---------|---|----------|
| <input type="checkbox"/> | 107AT1  | Anti-Tips (Pair)  | \$111.00 |
| <input type="checkbox"/> | 107AT81 | Anti-Tip swing away<br><input type="checkbox"/> Right Mnt <input type="checkbox"/> Left Mnt | \$103.00 |
| <input type="checkbox"/> | 107AT83 | Tip assist<br><input type="checkbox"/> Right Mnt <input type="checkbox"/> Left Mnt          | \$37.00  |

**Tray Tables**

Swing Away Frame only. Only available with Single Post Height Adjustable armrests.

|                          |        |                           |          |
|--------------------------|--------|---------------------------|----------|
| <input type="checkbox"/> | 107A44 | Small 33-35cm (13"-14")   | \$351.00 |
| <input type="checkbox"/> | 107A45 | Medium 38-43cm (15"-17")  | \$351.00 |
| <input type="checkbox"/> | 107A46 | Large 45-50cm (18"-20")   | \$351.00 |
| <input type="checkbox"/> | 107A47 | X-Large 53-55cm (21"-22") | \$351.00 |

**Additional Pack Accessories**

|                          |         |                  |          |
|--------------------------|---------|------------------|----------|
| <input type="checkbox"/> | 107A1   | Backpack - Adult | \$103.00 |
| <input type="checkbox"/> | 107A2   | Backpack - Kids  | \$96.00  |
| <input type="checkbox"/> | 1071A01 | Seat Pouch Black | \$77.00  |

**Positioning Belt**

|                          |         |                                 |         |
|--------------------------|---------|---------------------------------|---------|
| <input type="checkbox"/> | 107A833 | Universal 1.5" Auto Buckle Belt | \$57.00 |
|--------------------------|---------|---------------------------------|---------|

**Spoke Guards**

Only available with 24" Lite spoke wheels.

|                          |         |                           |          |
|--------------------------|---------|---------------------------|----------|
| <input type="checkbox"/> | 1074A01 | Quickie Black Spoke Guard | \$145.00 |
| <input type="checkbox"/> | 1074A02 | Quickie Clear Spoke Guard | \$145.00 |

## 9. KEY OPTIONS AND ACCESSORIES (cont)

### Miscellaneous

*Rubber cover only available with Aluminum Anodized & Painted handrims*

|                          |         |                                 |          |
|--------------------------|---------|---------------------------------|----------|
| <input type="checkbox"/> | 1078A48 | Crutch Holder                   | \$106.00 |
| <input type="checkbox"/> | 1078A21 | Tool Kit                        | \$39.00  |
| <input type="checkbox"/> | 1078A01 | Gel Swing Away Pad              | \$150.00 |
| <input type="checkbox"/> | 1078A46 | Handrim rubber cover (24" only) | \$108.00 |
| <input type="checkbox"/> | 1078A03 | Caddy                           | \$83.00  |
| <input type="checkbox"/> | 1078A47 | Mobile phone pocket             | \$31.00  |

### Positioning

*Pad size is 6"x9". Swing Away frame only.*

|                          |         |  |          |
|--------------------------|---------|--|----------|
| <input type="checkbox"/> | 1078A49 | Lower Extremity S/A support                                  | \$433.00 |
|                          |         | <input type="checkbox"/> Right <input type="checkbox"/> Left |          |

### Built For Me

*To inquire about any unique customization for Quickie products, contact:  
Phone: (800) 263 - 3390, Fax: (800) 561-5834*



## 10. COLOR

### Standard Frame Color

*Handrim color option only available if Aluminum Coated colored option was selected.*

*Black not available as base w/Zebra*

|                          |         |                      | Handrim                  |
|--------------------------|---------|----------------------|--------------------------|
| <input type="checkbox"/> | 107C140 | Aztec Gold           | <input type="checkbox"/> |
| <input type="checkbox"/> | 107C118 | Bead Blast           | <input type="checkbox"/> |
| <input type="checkbox"/> | 107C2   | Black                | <input type="checkbox"/> |
| <input type="checkbox"/> | 107C141 | Black Cherry         | <input type="checkbox"/> |
| <input type="checkbox"/> | 107C10  | Black Opal           | <input type="checkbox"/> |
| <input type="checkbox"/> | 107C38  | Blue Opal            | <input type="checkbox"/> |
| <input type="checkbox"/> | 107C36  | Candy Blue           | <input type="checkbox"/> |
| <input type="checkbox"/> | 107C14  | Candy Purple         | <input type="checkbox"/> |
| <input type="checkbox"/> | 107C35  | Candy Red            | <input type="checkbox"/> |
| <input type="checkbox"/> | 107C142 | Electric Blue        | <input type="checkbox"/> |
| <input type="checkbox"/> | 107C143 | Evergreen            | <input type="checkbox"/> |
| <input type="checkbox"/> | 107C44  | Glossy White         | <input type="checkbox"/> |
| <input type="checkbox"/> | 107C126 | Glow                 | <input type="checkbox"/> |
| <input type="checkbox"/> | 107C144 | Green Apple          | <input type="checkbox"/> |
| <input type="checkbox"/> | 107C147 | Hot Sparkle Pink     | <input type="checkbox"/> |
| <input type="checkbox"/> | 107C148 | Mauve Pink           | <input type="checkbox"/> |
| <input type="checkbox"/> | 107C103 | Rootbeer             | <input type="checkbox"/> |
| <input type="checkbox"/> | 107C114 | Sparkle Silver       | <input type="checkbox"/> |
| <input type="checkbox"/> | 107C145 | Sunrise Orange       | <input type="checkbox"/> |
| <input type="checkbox"/> | 107C113 | Titanium Color Paint | <input type="checkbox"/> |
| <input type="checkbox"/> | 107C8   | Yellow               | <input type="checkbox"/> |

### Matte Frame Color

*Handrim color option only available if Aluminum Coated colored options was selected.*

|                          |         |                     | Handrim                  |
|--------------------------|---------|---------------------|--------------------------|
| <input type="checkbox"/> | 107C116 | Matte Black         | <input type="checkbox"/> |
| <input type="checkbox"/> | 107C151 | Matte Black Cherry  | <input type="checkbox"/> |
| <input type="checkbox"/> | 107C150 | Matte Electric Blue | <input type="checkbox"/> |
| <input type="checkbox"/> | 107C149 | Matte Evergreen     | <input type="checkbox"/> |
| <input type="checkbox"/> | 107C152 | Matte Purple        | <input type="checkbox"/> |

### Custom Frame Color

*N/A for handrim color coated option*

|                          |         |  |          |
|--------------------------|---------|--|----------|
| <input type="checkbox"/> | 107C112 | Desert Camouflage  | \$340.00 |
| <input type="checkbox"/> | 107C43  | Mossy Oak Camouflage   | \$340.00 |
| <input type="checkbox"/> | 107C42  | Stars & Stripes  | \$340.00 |
| <input type="checkbox"/> | 107C108 | Zebra (Choose above base color) Std with White unless above base paint is chosen<br>N/A w/ Black, Matte Black, Black Opal, Titanium or Bead Blast) | \$340.00 |

### Anodized Color Package

*Forks and Aluminum casters only. N/A with Frog Legs and Alum Caster color option*

|                          |         |            |         |
|--------------------------|---------|------------|---------|
| <input type="checkbox"/> | 107EB15 | Blue       | NC      |
| <input type="checkbox"/> | 107EB19 | Red        | NC      |
| <input type="checkbox"/> | 107EB16 | Gold       | \$88.00 |
| <input type="checkbox"/> | 107EB17 | Lime Green | \$88.00 |
| <input type="checkbox"/> | 107EB18 | Purple     | \$88.00 |
| <input type="checkbox"/> | 107EB20 | Ti Grey    | \$88.00 |

### Frame Graphics

*Graphic designs on front frame tubes. N/A Custom colors & Matte Black Cherry.*

*N/A with Fixed Front low height frames or Swing Away frame*

|                          |         |               |          |
|--------------------------|---------|---------------|----------|
| <input type="checkbox"/> | 1078A24 | Bloom         | \$340.00 |
| <input type="checkbox"/> | 1078A25 | Dragon        | \$340.00 |
| <input type="checkbox"/> | 1078A26 | Ghost Flames  | \$340.00 |
| <input type="checkbox"/> | 1078A27 | Retro Squares | \$340.00 |
| <input type="checkbox"/> | 1078A28 | Tribal        | \$340.00 |

**Bloom design**



**Retro Squares design**




**Dragon design**



**Tribal design**



**Ghost Flames design**



**Swing Away frame Front Seat Height matrix**

FRONT SEAT HEIGHT SELECTION: in dependence of front casters, forks and frame versions

|    |             | Front seat height in centimeters |    |    |    |    |    |    |    |    |    |    |    |    |    |
|----|-------------|----------------------------------|----|----|----|----|----|----|----|----|----|----|----|----|----|
|    |             | Fork                             | 43 | 44 | 45 | 46 | 47 | 48 | 49 | 50 | 51 | 52 | 53 | 54 | 55 |
| 3" | Multi Post. | ○                                |    | ○  | ○  | ○  |    |    |    | ○  | ○  | ○  |    |    |    |
|    | Single Side | ○                                |    | ○  | ○  | ○  |    |    |    |    |    |    |    |    |    |
|    | Frog Leg    |                                  |    |    | ○  | ○  | ○  |    |    |    |    |    |    |    |    |
| 4" | Multi Post. | ○                                |    | ○  | ○  | ○  |    |    | ○  | ○  | ○  | ○  |    | ○  |    |
|    | Single Side | ○                                |    | ○  | ○  | ○  |    |    | ○  |    |    |    |    |    |    |
|    | Frog Leg    |                                  |    |    | ○  | ○  | ○  |    | ○  | ○  |    |    |    |    |    |
| 5" | Multi Post. |                                  |    |    | ○  | ○  | ○  |    | ○  | ○  | ○  | ○  | ○  | ○  |    |
|    | Single Side |                                  |    |    | ○  | ○  | ○  |    | ○  |    |    |    |    |    |    |
|    | Frog Leg    |                                  |    |    |    | ○  | ○  |    | ○  | ○  |    |    |    |    |    |
| 6" | Multi Post. |                                  |    |    |    | ○  | ○  |    | ○  | ○  | ○  | ○  | ○  | ○  |    |
|    | Single Side |                                  |    |    |    | ○  | ○  |    | ○  |    |    |    |    |    |    |
|    | Frog Leg    |                                  |    |    |    |    | ○  | ○  |    | ○  | ○  |    |    |    |    |

**Fixed Front/Dual Tube frame Front Seat Height matrix**

FRONT SEAT HEIGHT SELECTION: in dependence of front casters, forks and frame versions

|    |             | Front seat height in centimeters |    |    |    |    |    |    |    |    |    |    |    |    |    |
|----|-------------|----------------------------------|----|----|----|----|----|----|----|----|----|----|----|----|----|
|    |             | Fork                             | 43 | 44 | 45 | 46 | 47 | 48 | 49 | 50 | 51 | 52 | 53 | 54 | 55 |
| 3" | Multi Post. | ○                                | ○  |    |    |    |    |    |    |    |    |    |    |    |    |
|    | Single Side | ○                                | ○  |    |    |    |    |    |    |    |    |    |    |    |    |
|    | Frog Leg    |                                  |    |    |    |    |    |    |    |    |    |    |    |    |    |
| 4" | Multi Post. |                                  |    | ○  | ○  | ○  | ○  |    |    |    |    |    |    |    |    |
|    | Single Side |                                  |    | ○  | ○  | ○  | ○  |    |    |    |    |    |    |    |    |
|    | Frog Leg    |                                  |    |    |    |    |    |    |    |    |    |    |    |    |    |
| 5" | Multi Post. | ○                                | ○  | ○  | ○  |    |    |    |    |    |    |    |    |    |    |
|    | Single Side | ○                                | ○  | ○  | ○  |    |    |    |    |    |    |    |    |    |    |
|    | Frog Leg    |                                  |    |    |    |    |    |    |    |    |    |    |    |    |    |
| 6" | Multi Post. |                                  |    |    |    | ○  | ○  | ○  | ○  |    |    |    |    |    |    |
|    | Single Side |                                  |    |    |    | ○  | ○  | ○  | ○  |    |    |    |    |    |    |
|    | Frog Leg    |                                  |    |    |    |    |    |    |    |    |    |    |    |    |    |

Lower Leg Length



**JAY® Cushion Options**

Note: The JAY cushion options shown below are the most popular with Xenon<sup>2</sup> users. For additional variations of the cushions shown below or other cushion options, please visit [www.SunriseMedical.ca](http://www.SunriseMedical.ca) or contact Customer Service.

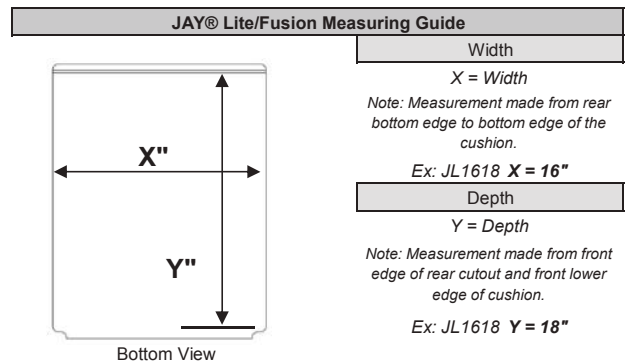
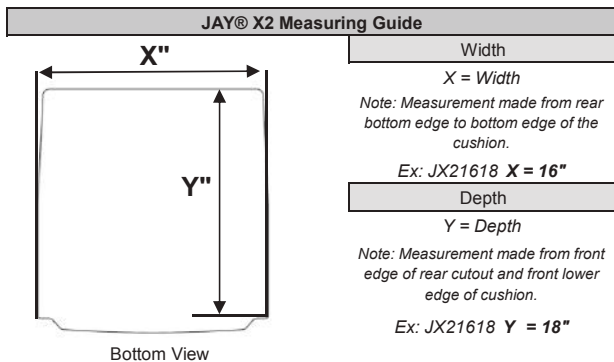
| JAY® X2 Cushion          |             |                     |                           |
|--------------------------|-------------|---------------------|---------------------------|
| ✓                        | Part Number | Width x Depth (in)* | Width x Depth (cm)* Price |
| <input type="checkbox"/> | JX21414     | 13.75 x 14          | 35 x 35.6 \$881.00        |
| <input type="checkbox"/> | JX21416     | 13.75 x 16          | 35 x 40.6 \$881.00        |
| <input type="checkbox"/> | JX21515     | 15.25 x 15          | 38.7 x 38.1 \$881.00      |
| <input type="checkbox"/> | JX21516     | 15.25 x 16          | 38.7 x 40.6 \$881.00      |
| <input type="checkbox"/> | JX21616     | 15.75 x 16          | 40 x 40.6 \$881.00        |
| <input type="checkbox"/> | JX21617     | 15.75 x 17          | 40 x 43.2 \$881.00        |
| <input type="checkbox"/> | JX21618     | 15.75 x 18          | 40 x 45.7 \$881.00        |
| <input type="checkbox"/> | JX21620     | 15.75 x 20          | 40 x 50.8 \$881.00        |
| <input type="checkbox"/> | JX21716     | 17.25 x 16          | 43.8 x 40.6 \$881.00      |
| <input type="checkbox"/> | JX21717     | 17.25 x 17          | 43.8 x 43.2 \$881.00      |
| <input type="checkbox"/> | JX21816     | 17.75 x 16          | 45.1 x 40.6 \$881.00      |
| <input type="checkbox"/> | JX21818     | 17.75 x 18          | 45.1 x 45.7 \$881.00      |
| <input type="checkbox"/> | JX21820     | 17.75 x 20          | 45.1 x 50.8 \$881.00      |
| <input type="checkbox"/> | JX22020     | 19.75 x 20          | 50.2 x 50.8 \$881.00      |

| JAY® Fusion Reduced Profile w/ Air Insert Single Valve |                 |                     |                           |
|--|-----------------|---------------------|---------------------------|
| ✓  | Part Number     | Width x Depth (in)* | Width x Depth (cm)* Price |
| <input type="checkbox"/>                               | JFUSION1414RPAS | 14 x 14             | 35.6 x 35.6 \$976.00      |
| <input type="checkbox"/>                               | JFUSION1415RPAS | 14 x 15             | 35.6 x 38.1 \$976.00      |
| <input type="checkbox"/>                               | JFUSION1416RPAS | 14 x 16             | 35.6 x 40.6 \$976.00      |
| <input type="checkbox"/>                               | JFUSION1417RPAS | 14 x 17             | 35.6 x 43.2 \$976.00      |
| <input type="checkbox"/>                               | JFUSION1418RPAS | 14 x 18             | 35.6 x 45.7 \$976.00      |
| <input type="checkbox"/>                               | JFUSION1514RPAS | 15 x 14             | 38.1 x 35.6 \$976.00      |
| <input type="checkbox"/>                               | JFUSION1515RPAS | 15 x 15             | 38.1 x 38.1 \$976.00      |
| <input type="checkbox"/>                               | JFUSION1516RPAS | 15 x 16             | 38.1 x 40.6 \$976.00      |
| <input type="checkbox"/>                               | JFUSION1517RPAS | 15 x 17             | 38.1 x 43.2 \$976.00      |
| <input type="checkbox"/>                               | JFUSION1518RPAS | 15 x 18             | 38.1 x 45.7 \$976.00      |
| <input type="checkbox"/>                               | JFUSION1519RPAS | 15 x 19             | 38.1 x 48.3 \$976.00      |
| <input type="checkbox"/>                               | JFUSION1520RPAS | 15 x 20             | 38.1 x 50.8 \$976.00      |
| <input type="checkbox"/>                               | JFUSION1614RPAS | 16 x 14             | 40.6 x 35.6 \$976.00      |
| <input type="checkbox"/>                               | JFUSION1615RPAS | 16 x 15             | 40.6 x 38.1 \$976.00      |
| <input type="checkbox"/>                               | JFUSION1616RPAS | 16 x 16             | 40.6 x 40.6 \$976.00      |
| <input type="checkbox"/>                               | JFUSION1617RPAS | 16 x 17             | 40.6 x 43.2 \$976.00      |
| <input type="checkbox"/>                               | JFUSION1618RPAS | 16 x 18             | 40.6 x 45.7 \$976.00      |
| <input type="checkbox"/>                               | JFUSION1619RPAS | 16 x 19             | 40.6 x 48.3 \$976.00      |
| <input type="checkbox"/>                               | JFUSION1620RPAS | 16 x 20             | 40.6 x 50.8 \$976.00      |
| <input type="checkbox"/>                               | JFUSION1714RPAS | 17 x 14             | 43.2 x 35.6 \$976.00      |
| <input type="checkbox"/>                               | JFUSION1715RPAS | 17 x 15             | 43.2 x 38.1 \$976.00      |
| <input type="checkbox"/>                               | JFUSION1716RPAS | 17 x 16             | 43.2 x 40.6 \$976.00      |
| <input type="checkbox"/>                               | JFUSION1717RPAS | 17 x 17             | 43.2 x 43.2 \$976.00      |
| <input type="checkbox"/>                               | JFUSION1718RPAS | 17 x 18             | 43.2 x 45.7 \$976.00      |
| <input type="checkbox"/>                               | JFUSION1719RPAS | 17 x 19             | 43.2 x 48.3 \$976.00      |
| <input type="checkbox"/>                               | JFUSION1720RPAS | 17 x 20             | 43.2 x 50.8 \$976.00      |
| <input type="checkbox"/>                               | JFUSION1814RPAS | 18 x 14             | 45.7 x 35.6 \$976.00      |
| <input type="checkbox"/>                               | JFUSION1815RPAS | 18 x 15             | 45.7 x 38.1 \$976.00      |
| <input type="checkbox"/>                               | JFUSION1816RPAS | 18 x 16             | 45.7 x 40.6 \$976.00      |
| <input type="checkbox"/>                               | JFUSION1817RPAS | 18 x 17             | 45.7 x 43.2 \$976.00      |
| <input type="checkbox"/>                               | JFUSION1818RPAS | 18 x 18             | 45.7 x 45.7 \$976.00      |
| <input type="checkbox"/>                               | JFUSION1819RPAS | 18 x 19             | 45.7 x 48.3 \$976.00      |
| <input type="checkbox"/>                               | JFUSION1820RPAS | 18 x 20             | 45.7 x 50.8 \$976.00      |
| <input type="checkbox"/>                               | JFUSION1915RPAS | 19 x 15             | 48.3 x 38.1 \$976.00      |
| <input type="checkbox"/>                               | JFUSION1916RPAS | 19 x 16             | 48.3 x 40.6 \$976.00      |
| <input type="checkbox"/>                               | JFUSION1917RPAS | 19 x 17             | 48.3 x 43.2 \$976.00      |
| <input type="checkbox"/>                               | JFUSION1918RPAS | 19 x 18             | 48.3 x 45.7 \$976.00      |
| <input type="checkbox"/>                               | JFUSION1919RPAS | 19 x 19             | 48.3 x 48.3 \$976.00      |
| <input type="checkbox"/>                               | JFUSION1920RPAS | 19 x 20             | 48.3 x 50.8 \$976.00      |
| <input type="checkbox"/>                               | JFUSION2015RPAS | 20 x 15             | 50.8 x 38.1 \$976.00      |
| <input type="checkbox"/>                               | JFUSION2016RPAS | 20 x 16             | 50.8 x 40.6 \$976.00      |
| <input type="checkbox"/>                               | JFUSION2017RPAS | 20 x 17             | 50.8 x 43.2 \$976.00      |
| <input type="checkbox"/>                               | JFUSION2018RPAS | 20 x 18             | 50.8 x 45.7 \$976.00      |
| <input type="checkbox"/>                               | JFUSION2019RPAS | 20 x 19             | 50.8 x 48.3 \$976.00      |
| <input type="checkbox"/>                               | JFUSION2020RPAS | 20 x 20             | 50.8 x 50.8 \$976.00      |

| JAY® Lite Cushion        |             |                     |                           |
|--------------------------|-------------|---------------------|---------------------------|
| ✓                        | Part Number | Width x Depth (in)* | Width x Depth (cm)* Price |
| <input type="checkbox"/> | JL1414      | 14 x 14             | 35.6 x 35.6 \$680.00      |
| <input type="checkbox"/> | JL1416      | 14 x 16             | 35.6 x 40.6 \$680.00      |
| <input type="checkbox"/> | JL1418      | 14 x 18             | 35.6 x 45.7 \$680.00      |
| <input type="checkbox"/> | JL1515      | 15 x 15             | 38.1 x 38.1 \$680.00      |
| <input type="checkbox"/> | JL1516      | 15 x 16             | 38.1 x 40.6 \$680.00      |
| <input type="checkbox"/> | JL1517      | 15 x 17             | 38.1 x 43.2 \$680.00      |
| <input type="checkbox"/> | JL1518      | 15 x 18             | 38.1 x 45.7 \$680.00      |
| <input type="checkbox"/> | JL1615      | 16 x 15             | 40.6 x 38.1 \$680.00      |
| <input type="checkbox"/> | JL1616      | 16 x 16             | 40.6 x 40.6 \$680.00      |
| <input type="checkbox"/> | JL1617      | 16 x 17             | 40.6 x 43.2 \$680.00      |
| <input type="checkbox"/> | JL1618      | 16 x 18             | 40.6 x 45.7 \$680.00      |
| <input type="checkbox"/> | JL1620      | 16 x 20             | 40.6 x 50.8 \$680.00      |
| <input type="checkbox"/> | JL1715      | 17 x 15             | 43.2 x 38.1 \$680.00      |
| <input type="checkbox"/> | JL1716      | 17 x 16             | 43.1 x 40.6 \$680.00      |
| <input type="checkbox"/> | JL1717      | 17 x 17             | 43.1 x 43.1 \$680.00      |
| <input type="checkbox"/> | JL1718      | 17 x 18             | 43.1 x 45.7 \$680.00      |
| <input type="checkbox"/> | JL1816      | 18 x 16             | 45.7 x 40.6 \$680.00      |
| <input type="checkbox"/> | JL1817      | 18 x 17             | 45.7 x 43.2 \$680.00      |
| <input type="checkbox"/> | JL1818      | 18 x 18             | 45.7 x 45.7 \$680.00      |
| <input type="checkbox"/> | JL1820      | 18 x 20             | 45.7 x 50.8 \$735.00      |
| <input type="checkbox"/> | JL1916      | 19 x 16             | 48.3 x 40.6 \$680.00      |
| <input type="checkbox"/> | JL1917      | 19 x 17             | 48.3 x 43.2 \$680.00      |
| <input type="checkbox"/> | JL1918      | 19 x 18             | 48.3 x 45.7 \$680.00      |
| <input type="checkbox"/> | JL1920      | 19 x 20             | 48.3 x 50.8 \$735.00      |
| <input type="checkbox"/> | JL2016      | 20 x 16             | 50.8 x 40.6 \$733.00      |
| <input type="checkbox"/> | JL2018      | 20 x 18             | 50.8 x 45.7 \$733.00      |
| <input type="checkbox"/> | JL2020      | 20 x 20             | 50.8 x 50.8 \$733.00      |

\* JAY® cushions are designed to imperial values and listed metric equivalents are not exact measurements. Nominal dimensions may vary by ±0.5 in. or ±1.5 cm.

Not all Xenon<sup>2</sup> chair sizes will have a JAY® cushion equivalent. Please contact Customer Service to modify standard cushions via JAY Your Way to chair specifications.





**JAY® J3 BACKREST OPTIONS**

To order a J3 Backrest, first choose a contour from one of the four options (A, B, C or D) below, then select the appropriate backrest height and width.

| A) JAY® J3 Posterior (PA) Back - 2.2" Contour |                     |                          |                          |                          |                          |                          |                          |                          |                          |                          |
|---|---------------------|--------------------------|--------------------------|--------------------------|--------------------------|--------------------------|--------------------------|--------------------------|--------------------------|--------------------------|
| JAY J3 Back Size (in)                         |                     | 12                       | 14                       | 16                       | 18                       | 20                       |                          |                          |                          |                          |
| Xenon <sup>2</sup> Chair Width (cm)           |                     | 31 - 36                  | 36 - 41                  | 41 - 46                  | 46-51                    | 51-56                    |                          |                          |                          |                          |
| Max Trunk Width (in)                          |                     | 11                       | 13                       | 15                       | 17                       | 19                       |                          |                          |                          |                          |
| Back Height                                   | Lower Thoracic (LT) |                          | \$624.00                 |                          |                          |                          |                          |                          |                          |                          |
|   | 6.5" (S)            | J3PALTSxxSH              | <input type="checkbox"/> | <input type="checkbox"/> | <input type="checkbox"/> | <input type="checkbox"/> | <input type="checkbox"/> | <input type="checkbox"/> | <input type="checkbox"/> | <input type="checkbox"/> |
|   |                     | J3PALTSxxRH              | <input type="checkbox"/> | <input type="checkbox"/> | <input type="checkbox"/> | <input type="checkbox"/> | <input type="checkbox"/> | <input type="checkbox"/> | <input type="checkbox"/> | <input type="checkbox"/> |
|   |                     | J3PALTSxxRHF             | <input type="checkbox"/> | <input type="checkbox"/> | <input type="checkbox"/> | <input type="checkbox"/> | <input type="checkbox"/> | <input type="checkbox"/> | <input type="checkbox"/> | <input type="checkbox"/> |
|   | 8.0" (M)            | J3PALTMxxSH              | <input type="checkbox"/> | <input type="checkbox"/> | <input type="checkbox"/> | <input type="checkbox"/> | <input type="checkbox"/> | <input type="checkbox"/> | <input type="checkbox"/> | <input type="checkbox"/> |
|   |                     | J3PALTMxxRH              | <input type="checkbox"/> | <input type="checkbox"/> | <input type="checkbox"/> | <input type="checkbox"/> | <input type="checkbox"/> | <input type="checkbox"/> | <input type="checkbox"/> | <input type="checkbox"/> |
|   |                     | J3PALTMxxRHF             | <input type="checkbox"/> | <input type="checkbox"/> | <input type="checkbox"/> | <input type="checkbox"/> | <input type="checkbox"/> | <input type="checkbox"/> | <input type="checkbox"/> | <input type="checkbox"/> |
|   | 9.5" (T)            | J3PALTTxxSH              | <input type="checkbox"/> | <input type="checkbox"/> | <input type="checkbox"/> | <input type="checkbox"/> | <input type="checkbox"/> | <input type="checkbox"/> | <input type="checkbox"/> | <input type="checkbox"/> |
|   |                     | J3PALTTxxRH              | <input type="checkbox"/> | <input type="checkbox"/> | <input type="checkbox"/> | <input type="checkbox"/> | <input type="checkbox"/> | <input type="checkbox"/> | <input type="checkbox"/> | <input type="checkbox"/> |
|   |                     | J3PALTTxxRHF             | <input type="checkbox"/> | <input type="checkbox"/> | <input type="checkbox"/> | <input type="checkbox"/> | <input type="checkbox"/> | <input type="checkbox"/> | <input type="checkbox"/> | <input type="checkbox"/> |
|   | Mid Thoracic (MT)   |                          | \$758.00                 |                          |                          |                          |                          |                          |                          |                          |
|   | 12.0" (S)           | J3PAMTSxxSH              | <input type="checkbox"/> | <input type="checkbox"/> | <input type="checkbox"/> | <input type="checkbox"/> | <input type="checkbox"/> | <input type="checkbox"/> | <input type="checkbox"/> | <input type="checkbox"/> |
| 13.5" (M)                                     | J3PAMTMxxSH         | <input type="checkbox"/> | <input type="checkbox"/> | <input type="checkbox"/> | <input type="checkbox"/> | <input type="checkbox"/> | <input type="checkbox"/> | <input type="checkbox"/> | <input type="checkbox"/> |                          |
| 15.0" (T)                                     | J3PAMTTxxSH         | <input type="checkbox"/> | <input type="checkbox"/> | <input type="checkbox"/> | <input type="checkbox"/> | <input type="checkbox"/> | <input type="checkbox"/> | <input type="checkbox"/> | <input type="checkbox"/> |                          |

| B) JAY® J3 Carbon Fiber Posterior (PA) Back - 2.2" Contour |                     |                |                          |                          |                          |                          |                          |                          |                          |                          |
|--|---------------------|----------------|--------------------------|--------------------------|--------------------------|--------------------------|--------------------------|--------------------------|--------------------------|--------------------------|
| JAY J3 Back Size (in)                                      |                     | 14             | 16                       | 18                       | 20                       |                          |                          |                          |                          |                          |
| Xenon <sup>2</sup> Chair Width (cm)                        |                     | 36 - 41        | 41 - 46                  | 46-51                    | 51-56                    |                          |                          |                          |                          |                          |
| Max Trunk Width (in)                                       |                     | 11.5           | 13.5                     | 15.5                     | 17.5                     |                          |                          |                          |                          |                          |
| Back Height  | Lower Thoracic (LT) |                | \$1,202.00               |                          |                          |                          |                          |                          |                          |                          |
|  | 6.5" (S)            | J3CFPALTSxxRH  | <input type="checkbox"/> | <input type="checkbox"/> | <input type="checkbox"/> | <input type="checkbox"/> | <input type="checkbox"/> | <input type="checkbox"/> | <input type="checkbox"/> | <input type="checkbox"/> |
|  |                     | J3CFPALTSxxRHF | <input type="checkbox"/> | <input type="checkbox"/> | <input type="checkbox"/> | <input type="checkbox"/> | <input type="checkbox"/> | <input type="checkbox"/> | <input type="checkbox"/> | <input type="checkbox"/> |
|  | 9.5" (T)            | J3CFPALTTxxRH  | <input type="checkbox"/> | <input type="checkbox"/> | <input type="checkbox"/> | <input type="checkbox"/> | <input type="checkbox"/> | <input type="checkbox"/> | <input type="checkbox"/> | <input type="checkbox"/> |
|  |                     | J3CFPALTTxxRHF | <input type="checkbox"/> | <input type="checkbox"/> | <input type="checkbox"/> | <input type="checkbox"/> | <input type="checkbox"/> | <input type="checkbox"/> | <input type="checkbox"/> | <input type="checkbox"/> |
|  | Mid Thoracic (MT)   |                | \$1,476.00               |                          |                          |                          |                          |                          |                          |                          |
|  | 12.0" (S)           | J3CFPAMTSxxRH  | <input type="checkbox"/> | <input type="checkbox"/> | <input type="checkbox"/> | <input type="checkbox"/> | <input type="checkbox"/> | <input type="checkbox"/> | <input type="checkbox"/> | <input type="checkbox"/> |
|  |                     | J3CFPAMTSxxRHF | <input type="checkbox"/> | <input type="checkbox"/> | <input type="checkbox"/> | <input type="checkbox"/> | <input type="checkbox"/> | <input type="checkbox"/> | <input type="checkbox"/> | <input type="checkbox"/> |
|  | 15.0" (T)           | J3CFPAMTTxxRH  | <input type="checkbox"/> | <input type="checkbox"/> | <input type="checkbox"/> | <input type="checkbox"/> | <input type="checkbox"/> | <input type="checkbox"/> | <input type="checkbox"/> | <input type="checkbox"/> |
|  |                     | J3CFPAMTTxxRHF | <input type="checkbox"/> | <input type="checkbox"/> | <input type="checkbox"/> | <input type="checkbox"/> | <input type="checkbox"/> | <input type="checkbox"/> | <input type="checkbox"/> | <input type="checkbox"/> |

| C) JAY® J3 Posterior Deep Contour (PDC) Back - 6" Contour |                     |               |                          |                          |                          |                          |                          |                          |                          |                          |
|---|---------------------|---------------|--------------------------|--------------------------|--------------------------|--------------------------|--------------------------|--------------------------|--------------------------|--------------------------|
| JAY J3 Back Size (in)                                     |                     | 14            | 16                       | 18                       | 20                       |                          |                          |                          |                          |                          |
| Xenon <sup>2</sup> Chair Width (cm)                       |                     | 36 - 41       | 41 - 46                  | 46-51                    | 51-56                    |                          |                          |                          |                          |                          |
| Max Trunk Width (in)                                      |                     | 11.5          | 13.5                     | 15.5                     | 17.5                     |                          |                          |                          |                          |                          |
| Back Height   | Lower Thoracic (LT) |               | \$797.00                 |                          |                          |                          |                          |                          |                          |                          |
|   | 8.0" (M)            | J3PDCLTMxxSH  | <input type="checkbox"/> | <input type="checkbox"/> | <input type="checkbox"/> | <input type="checkbox"/> | <input type="checkbox"/> | <input type="checkbox"/> | <input type="checkbox"/> | <input type="checkbox"/> |
|   |                     | J3PDCLTMxxRH  | <input type="checkbox"/> | <input type="checkbox"/> | <input type="checkbox"/> | <input type="checkbox"/> | <input type="checkbox"/> | <input type="checkbox"/> | <input type="checkbox"/> | <input type="checkbox"/> |
|   |                     | J3PDCLTMxxRHF | <input type="checkbox"/> | <input type="checkbox"/> | <input type="checkbox"/> | <input type="checkbox"/> | <input type="checkbox"/> | <input type="checkbox"/> | <input type="checkbox"/> | <input type="checkbox"/> |
|   | 9.5" (T)            | J3PDCLTTxxSH  | <input type="checkbox"/> | <input type="checkbox"/> | <input type="checkbox"/> | <input type="checkbox"/> | <input type="checkbox"/> | <input type="checkbox"/> | <input type="checkbox"/> | <input type="checkbox"/> |
|   |                     | J3PDCLTTxxRH  | <input type="checkbox"/> | <input type="checkbox"/> | <input type="checkbox"/> | <input type="checkbox"/> | <input type="checkbox"/> | <input type="checkbox"/> | <input type="checkbox"/> | <input type="checkbox"/> |
|   |                     | J3PDCLTTxxRHF | <input type="checkbox"/> | <input type="checkbox"/> | <input type="checkbox"/> | <input type="checkbox"/> | <input type="checkbox"/> | <input type="checkbox"/> | <input type="checkbox"/> | <input type="checkbox"/> |
|   | Mid Thoracic (MT)   |               | \$864.00                 |                          |                          |                          |                          |                          |                          |                          |
|   | 12.0" (S)           | J3PDCMTSxxSH  | <input type="checkbox"/> | <input type="checkbox"/> | <input type="checkbox"/> | <input type="checkbox"/> | <input type="checkbox"/> | <input type="checkbox"/> | <input type="checkbox"/> | <input type="checkbox"/> |
|   | 15.0" (T)           | J3PDCMTTxxSH  | <input type="checkbox"/> | <input type="checkbox"/> | <input type="checkbox"/> | <input type="checkbox"/> | <input type="checkbox"/> | <input type="checkbox"/> | <input type="checkbox"/> | <input type="checkbox"/> |

| D) JAY® J3 Posterior Lateral (PL) Back - 3" Contour |                   |             |                          |                          |                          |                          |                          |                          |                          |
|---|-------------------|-------------|--------------------------|--------------------------|--------------------------|--------------------------|--------------------------|--------------------------|--------------------------|
| JAY J3 Back Size (in)                               |                   | 12          | 14                       | 16                       | 18                       | 20                       |                          |                          |                          |
| Xenon <sup>2</sup> Chair Width (cm)                 |                   | 31 - 36     | 36 - 41                  | 41 - 46                  | 46-51                    | 51-56                    |                          |                          |                          |
| Max Trunk Width (in)                                |                   | 9.5         | 11.5                     | 13.5                     | 15.5                     | 17.5                     |                          |                          |                          |
| Back Height   | Mid Thoracic (MT) |             | \$929.00                 |                          |                          |                          |                          |                          |                          |
|   | 12.0" (S)         | J3PDMTSxxSH | <input type="checkbox"/> | <input type="checkbox"/> | <input type="checkbox"/> | <input type="checkbox"/> | <input type="checkbox"/> | <input type="checkbox"/> | <input type="checkbox"/> |
|   | 13.5" (M)         | J3PDMTMxxSH | <input type="checkbox"/> | <input type="checkbox"/> | <input type="checkbox"/> | <input type="checkbox"/> | <input type="checkbox"/> | <input type="checkbox"/> | <input type="checkbox"/> |
|   | 15.0" (T)         | J3PDMTTxxSH | <input type="checkbox"/> | <input type="checkbox"/> | <input type="checkbox"/> | <input type="checkbox"/> | <input type="checkbox"/> | <input type="checkbox"/> | <input type="checkbox"/> |

**Note:** The J3 Back options shown are the most popular with Xenon<sup>2</sup> users. For more contours, back heights, hardware options, and accessories, please see the J3 Back order form at [www.SunriseMedical.ca](http://www.SunriseMedical.ca).

