



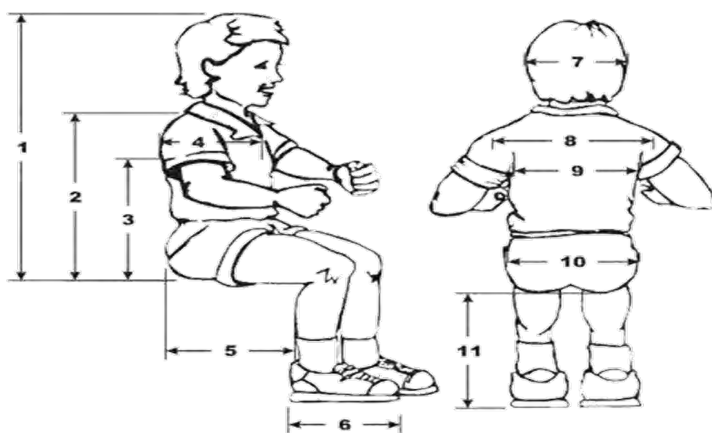
JAY[®] Fit Backrest and Seat Assembly August 2016

Mark For: _____ Date: _____ Dealer Acct #: _____ Dealer: _____ Dealer Contact: _____ Dealer Address: _____ Dealer City: _____ PR: _____ PC: _____ Dealer Phone: () _____ Fax: () _____ Confirmation Email: _____ Confirm Via: <input type="checkbox"/> Fax <input type="checkbox"/> Email	Submitting for: <input type="checkbox"/> Quote <input type="checkbox"/> Order PO#: _____ <p style="text-align: center;">ADDITIONAL SHIPPING INFORMATION</p> Ship To: _____ Attention: _____ Address: _____ Address: _____ Ship To City: _____ PR: _____ PC: _____ Ship To Phone: () _____ Fax: () _____
---	--

✓ Option #	Definition	Price	✓ Option #	Definition	Price
------------	------------	-------	------------	------------	-------

CLIENT MEASUREMENTS

First Name	
Age	
Diagnosis	
Height	
Weight	
1. Top of Head to Seat	
2. Top of Shoulder to Seat	
3. Under Arm to Seat	
4. Trunk Depth	
5. Actual Sitting Depth	
6. Foot Length	
7. Width of Head	
8. Shoulder Width	
9. Chest Width	
10. Hip Width	
11. Left Lower Leg Length	
12. Right Lower Leg Length	



Client Wheelchair Description	
Model	
Back Height	
Combine with Wheelchair	<input type="checkbox"/> See Quickie/Zippie OF <input type="checkbox"/> Existing Chair Serial #
Chair Width	
Chair Depth	

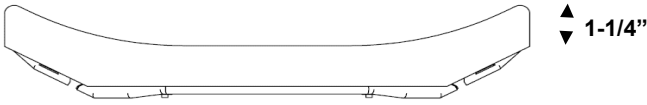
NOTES

JAY FIT - BACK

- JFITBXXYY JAY Fit Backrest All Sizes
- NOTE: Select appropriate assembly number below.
250 lbs Weight Capacity*

EACH BACK SHIPS WITH THE FOLLOWING:

- Choice of mounting hardware - TH Hardware Included with Back
- Choice of backrest cover - 3DX with Black Stretch Standard
- Colored backrest shell of your choice
- 1 Small and 1 Large Lumbar Support



BACKREST WIDTH	10"	12"	14"	16"	18"
FITS BACK CANE WIDTHS	10" - 12"	12" - 14"	14" - 16"	16" - 18"	18" - 20"
ACTUAL SHELL WIDTH	9"	11"	13"	15"	17"
DEPTH OF CONTOUR	1-1/4"	1-1/4"	1-1/4"	1-1/4"	1-1/4"

		Backrest Width				
		10	12	14	16	18
		\$ 450.00	\$ 450.00	\$ 510.00	\$ 510.00	\$ 575.00
Backrest Height	10"	<input type="checkbox"/> JFITB1010				
	12"	<input type="checkbox"/> JFITB1012	<input type="checkbox"/> JFITB1212	<input type="checkbox"/> JFITB1412		
	14"	<input type="checkbox"/> JFITB1014	<input type="checkbox"/> JFITB1214	<input type="checkbox"/> JFITB1414	<input type="checkbox"/> JFITB1614	<input type="checkbox"/> JFITB1814
	16"		<input type="checkbox"/> JFITB1216	<input type="checkbox"/> JFITB1416	<input type="checkbox"/> JFITB1616	<input type="checkbox"/> JFITB1816
	18"		<input type="checkbox"/> JFITB1218	<input type="checkbox"/> JFITB1418	<input type="checkbox"/> JFITB1618	<input type="checkbox"/> JFITB1818
	20"			<input type="checkbox"/> JFITB1420	<input type="checkbox"/> JFITB1620	<input type="checkbox"/> JFITB1820
	22"				<input type="checkbox"/> JFITB1622	<input type="checkbox"/> JFITB1822

*The JAY Fit Backrest has been dynamically tested and meets all criteria for use in motor vehicles according to Section 5.1 of ISO 16840-4 and Section 20, ANSI/RESNA WC/Volume 4.
Please visit www.sunparts.us for spare parts information.*

JAY Fit Back - Mounting Hardware			
<input type="checkbox"/> Included in Back	J3 TH Hardware		NC
<input type="checkbox"/> JYW-JFTBHDW-OPT02	Snaptite Hardware	\$68.00	<input type="checkbox"/> JYW-JFTBHDW-OPT03 Adjustable Quick Mount \$68.00
<i>Note: Includes collars to mount to 3/4", 7/8", and 1" tubes</i>		<i>Note: Includes collars to mount to 3/4", 7/8", and 1" tubes</i>	

JAY Fit Back - Back Cover			
<input type="checkbox"/> Included in Back	3DX with Black Stretch		NC
<input type="checkbox"/> JYW-JFTBCV-OPT02	Reverse Dartex	\$65.00	

JAY Fit Back - Back Cover Embroidery - Optional			
<i>Custom Embroidery - 12 Letter Limit</i>		Name:	
<input type="checkbox"/> JYW-JFTBCE-OPT01	Script/Cursive	NC	Thread Color:
<input type="checkbox"/> JYW-JFTBCE-OPT02	Block	NC	

JAY Fit Back - Backrest Spinal Fluid Pad (Sewn into cover) - Optional			
<input type="checkbox"/> JYW-JFTBSFP-OPT01	Spinal Fluid Pad		\$180.00

JAY Fit Back - Lateral/Posterior Pelvic Support Kit - Optional			
<i>Kit includes 1 Narrow & 1 wide posterior contour strip, and 1 pair of lateral pyramids</i>			
<input type="checkbox"/> JYW-JFTBPSK-OPT01	Sml Lateral/Posterior Plvc Support Kit		\$140.00
<input type="checkbox"/> JYW-JFTBPSK-OPT02	Lrg Lateral/Posterior Plvc Support Kit		\$140.00

Additional Narrow Posterior Contour Strips		
<input type="checkbox"/> JYW-JFTBAPCS-OPT01	1 Narrow (1-3/4" Wide)	\$30.00
<input type="checkbox"/> JYW-JFTBAPCS-OPT02	2 Narrow (1-3/4" Wide)	\$60.00
<input type="checkbox"/> JYW-JFTBAPCS-OPT03	3 Narrow (1-3/4" Wide)	\$90.00

Additional Wide Posterior Contour Strips		
<input type="checkbox"/> JYW-JFTBAPCS-OPT04	1 Wide (2-1/4" Wide)	\$30.00
<input type="checkbox"/> JYW-JFTBAPCS-OPT05	2 Wide (2-1/4" Wide)	\$60.00
<input type="checkbox"/> JYW-JFTBAPCS-OPT06	3 Wide (2-1/4" Wide)	\$90.00

JAY Fit - Painted Back Shell (Shell to come black if not otherwise specified) - Required

<input type="checkbox"/>	JYW-JFTBPBS-OPT01	Black	Standard	<input type="checkbox"/>	JYW-JFTBPBS-OPT13	Hot Sparkle Pink	NC
<input type="checkbox"/>	JYW-JFTBPBS-OPT02	Aztec Gold	NC	<input type="checkbox"/>	JYW-JFTBPBS-OPT14	Mauve Pink	NC
<input type="checkbox"/>	JYW-JFTBPBS-OPT03	Black Cherry	NC	<input type="checkbox"/>	JYW-JFTBPBS-OPT15	Root beer	NC
<input type="checkbox"/>	JYW-JFTBPBS-OPT04	Black Opal	NC	<input type="checkbox"/>	JYW-JFTBPBS-OPT16	Sparkle Silver	NC
<input type="checkbox"/>	JYW-JFTBPBS-OPT05	Blue Opal	NC	<input type="checkbox"/>	JYW-JFTBPBS-OPT17	Sunrise Orange	NC
<input type="checkbox"/>	JYW-JFTBPBS-OPT06	Candy Blue	NC	<input type="checkbox"/>	JYW-JFTBPBS-OPT18	Titanium Color Paint	NC
<input type="checkbox"/>	JYW-JFTBPBS-OPT07	Candy Purple	NC	<input type="checkbox"/>	JYW-JFTBPBS-OPT19	Yellow	NC
<input type="checkbox"/>	JYW-JFTBPBS-OPT08	Candy Red	NC	<input type="checkbox"/>	JYW-JFTBPBS-OPT20	Matte Black	NC
<input type="checkbox"/>	JYW-JFTBPBS-OPT09	Electric Blue	NC	<input type="checkbox"/>	JYW-JFTBPBS-OPT21	Matte Black Cherry	NC
<input type="checkbox"/>	JYW-JFTBPBS-OPT10	Evergreen	NC	<input type="checkbox"/>	JYW-JFTBPBS-OPT22	Matte Electric Blue	NC
<input type="checkbox"/>	JYW-JFTBPBS-OPT11	Glow	NC	<input type="checkbox"/>	JYW-JFTBPBS-OPT23	Matte Evergreen	NC
<input type="checkbox"/>	JYW-JFTBPBS-OPT12	Green Apple	NC	<input type="checkbox"/>	JYW-JFTBPBS-OPT24	Matte Purple	NC

WHITMYER HEADRESTS

STEP 1 - Select your WHITMYER HEADREST POST

Please select one box from the below **WHITMYER Headrest Mount & Bracket** choices. Note: Headrest post includes post, removable mount, and mounting hardware.

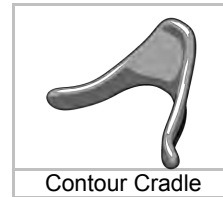
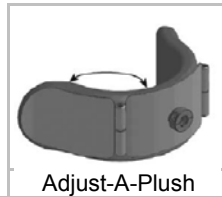
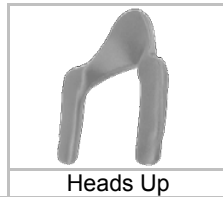

<input type="checkbox"/>	JAXYS	WHITMYER - Axyx Mount & Bracket	\$315.00	<input type="checkbox"/>	JCOBRA	WHITMYER - Cobra Mount & Bracket	\$578.00
<input type="checkbox"/>	JONYX	WHITMYER - Onyx Mount & Bracket	\$368.00	<input type="checkbox"/>	JCOBRA	WHITMYER - Cobra FB Mount & Bracket	\$630.00
<input type="checkbox"/>	JLINX	WHITMYER - Linx Mount & Bracket	\$420.00				



STEP 2 - Select your WHITMYER HEADREST PAD

Please select one box from the below **WHITMYER Headrest Pad** choices.

<input type="checkbox"/>	14	JPLSH14 - 14" Plush Pad	\$184.00	<input type="checkbox"/>	AAPS	JAAPS - Adjust-A-Plush Standard	\$315.00
<input type="checkbox"/>	10	JPLSH10 - 10" Plush Pad	\$184.00	<input type="checkbox"/>	AAPN	JAAPN - Adjust-A-Plush Narrow	\$315.00
<input type="checkbox"/>	8	JPLSH8 - 8" Plush Pad	\$184.00	<input type="checkbox"/>	CL	JCRDLLG - Lrg Contour Cradle Pad	\$263.00
<input type="checkbox"/>	HUPL	JHUPL - HeadsUp Lrg: 5.3" Lng Arms	\$315.00	<input type="checkbox"/>	CM	JCRDLMD - Med Contour Cradle Pad	\$263.00
<input type="checkbox"/>	HUPM	JHUPM - HeadsUp Med: 4.1" Sht Arms	\$315.00				
<input type="checkbox"/>	HUPS	JHUPS - HeadsUp Sml: 3.5" Sht Arms	\$315.00				



STEP 1 - Headrest Post Example = JAXYS	+	STEP 2 - Headrest Pad # Example = 14	=	Completed JAY Fit Headrest # Example = JAXYS14
--	---	--	---	--

HEADREST OPTIONS

<input type="checkbox"/>	JUHM	Universal Headrest Mounting Plate Only	\$59.00
<input type="checkbox"/>	JSAHP	Swing Away Headrest Plate	\$65.00
<input type="checkbox"/>	JDFSA	Dynamic Forehead Strap Adult	\$225.00
<input type="checkbox"/>	JDFSP	Dynamic Forehead Strap Peds	\$225.00

Note: Universal Headrest Mounting Plate utilized for mounting non Whitmyer Headrest.

JAY Fit Laterals

FIXED LATERAL THORACIC SUPPORT

Includes fixed mounting hardware. Left and Right lateral are independent and different types and sizes can be selected for each side.

Left Side			
<input type="checkbox"/>	JFTLAT4X4FL	Left - LATERAL FIXED 4L X 4H	\$150.00
<input type="checkbox"/>	JFTLAT4X5FL	Left - LATERAL FIXED 4L X 5H	\$150.00
<input type="checkbox"/>	JFTLAT4X6FL	Left - LATERAL FIXED 4L X 6H	\$150.00
<input type="checkbox"/>	JFTLAT6X4FL	Left - LATERAL FIXED 6L X 4H	\$150.00
<input type="checkbox"/>	JFTLAT6X5FL	Left - LATERAL FIXED 6L X 5H	\$150.00
<input type="checkbox"/>	JFTLAT6X6FL	Left - LATERAL FIXED 6L X 6H	\$150.00

Right Side			
<input type="checkbox"/>	JFTLAT4X4FR	Right - LATERAL FIXED 4L X 4H	\$150.00
<input type="checkbox"/>	JFTLAT4X5FR	Right - LATERAL FIXED 4L X 5H	\$150.00
<input type="checkbox"/>	JFTLAT4X6FR	Right - LATERAL FIXED 4L X 6H	\$150.00
<input type="checkbox"/>	JFTLAT6X4FR	Right - LATERAL FIXED 6L X 4H	\$150.00
<input type="checkbox"/>	JFTLAT6X5FR	Right - LATERAL FIXED 6L X 5H	\$150.00
<input type="checkbox"/>	JFTLAT6X6FR	Right - LATERAL FIXED 6L X 6H	\$150.00

FIXED LATERAL THORACIC SUPPORT with 1" INSET

Includes fixed mounting hardware. Left and Right lateral are independent and different types and sizes can be selected for each side.

Left Side			
<input type="checkbox"/>	JFTLAT4X4FL1	Left-LATERAL FIXED 1" Inset 4LX4H	\$150.00
<input type="checkbox"/>	JFTLAT4X5FL1	Left-LATERAL FIXED 1" Inset 4LX5H	\$150.00
<input type="checkbox"/>	JFTLAT4X6FL1	Left-LATERAL FIXED 1" Inset 4LX6H	\$150.00
<input type="checkbox"/>	JFTLAT6X4FL1	Left-LATERAL FIXED 1" Inset 6LX4H	\$150.00
<input type="checkbox"/>	JFTLAT6X5FL1	Left-LATERAL FIXED 1" Inset 6LX5H	\$150.00
<input type="checkbox"/>	JFTLAT6X6FL1	Left-LATERAL FIXED 1" Inset 6LX6H	\$150.00

Right Side			
<input type="checkbox"/>	JFTLAT4X4FR1	Right-LATERAL FIX 1" Inset 4LX4H	\$150.00
<input type="checkbox"/>	JFTLAT4X5FR1	Right-LATERAL FIX 1" Inset 4LX5H	\$150.00
<input type="checkbox"/>	JFTLAT4X6FR1	Right-LATERAL FIX 1" Inset 4LX6H	\$150.00
<input type="checkbox"/>	JFTLAT6X4FR1	Right-LATERAL FIX 1" Inset 6LX4H	\$150.00
<input type="checkbox"/>	JFTLAT6X5FR1	Right-LATERAL FIX 1" Inset 6LX5H	\$150.00
<input type="checkbox"/>	JFTLAT6X6FR1	Right-LATERAL FIX 1" Inset 6LX6H	\$150.00

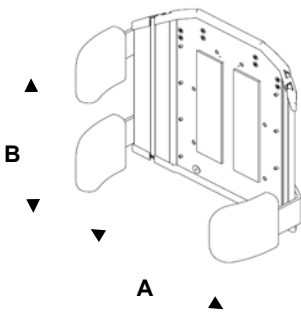
SWING-AWAY LATERAL THORACIC SUPPORT

Includes swing away mounting hardware. Left and Right lateral are independent and different types and sizes can be selected for each side.

Left Side			
<input type="checkbox"/>	JFTLAT4X4SAL	LAT 4L X 4H W/ S/A MOUNT	\$294.00
	JFTLAT4X4	LATERAL 4L X 4H	
	JFTSAMNT	LATERAL SWING AWAY MOUNT	
<input type="checkbox"/>	JFTLAT4X5SAL	LAT 4L X 5H W/ S/A MOUNT	\$294.00
	JFTLAT4X5	LATERAL 4L X 5H	
	JFTSAMNT	LATERAL SWING AWAY MOUNT	
<input type="checkbox"/>	JFTLAT4X6SAL	LAT 4L X 6H W/ S/A MOUNT	\$294.00
	JFTLAT4X6	LATERAL 4L X 6H	
	JFTSAMNT	LATERAL SWING AWAY MOUNT	
<input type="checkbox"/>	JFTLAT6X4SAL	LAT 6L X 4H W/ S/A MOUNT	\$294.00
	JFTLAT6X4	LATERAL 6L X 4H	
	JFTSAMNT	LATERAL SWING AWAY MOUNT	
<input type="checkbox"/>	JFTLAT6X5SAL	LAT 6L X 5H W/ S/A MOUNT	\$294.00
	JFTLAT6X5	LATERAL 6L X 5H	
	JFTSAMNT	LATERAL SWING AWAY MOUNT	
<input type="checkbox"/>	JFTLAT6X6SAL	LAT 6L X 6H W/ S/A MOUNT	\$294.00
	JFTLAT6X6	LATERAL 6L X 6H	
	JFTSAMNT	LATERAL SWING AWAY MOUNT	

Right Side			
<input type="checkbox"/>	JFTLAT4X4SAR	LAT 4L X 4H W/ S/A MOUNT	\$294.00
	JFTLAT4X4	LATERAL 4L X 4H	
	JFTSAMNT	LATERAL SWING AWAY MOUNT	
<input type="checkbox"/>	JFTLAT4X5SAR	LAT 4L X 5H W/ S/A MOUNT	\$294.00
	JFTLAT4X5	LATERAL 4L X 5H	
	JFTSAMNT	LATERAL SWING AWAY MOUNT	
<input type="checkbox"/>	JFTLAT4X6SAR	LAT 4L X 6H W/ S/A MOUNT	\$294.00
	JFTLAT4X6	LATERAL 4L X 6H	
	JFTSAMNT	LATERAL SWING AWAY MOUNT	
<input type="checkbox"/>	JFTLAT6X4SAR	LAT 6L X 4H W/ S/A MOUNT	\$294.00
	JFTLAT6X4	LATERAL 6L X 4H	
	JFTSAMNT	LATERAL SWING AWAY MOUNT	
<input type="checkbox"/>	JFTLAT6X5SAR	LAT 6L X 5H W/ S/A MOUNT	\$294.00
	JFTLAT6X5	LATERAL 6L X 5H	
	JFTSAMNT	LATERAL SWING AWAY MOUNT	
<input type="checkbox"/>	JFTLAT6X6SAR	LAT 6L X 6H W/ S/A MOUNT	\$294.00
	JFTLAT6X6	LATERAL 6L X 6H	
	JFTSAMNT	LATERAL SWING AWAY MOUNT	

LATERAL MEASURING GUIDE (Fixed and Swing Away)



DIM	Description	Back Width					
		10" Wide	12" Wide	14" Wide	16" Wide	18" Wide	
A	Lateral Range (Min Spacing - Max Spacing)	Fixed Lateral	7.2" - 9"	9.2" - 11"	11.2" - 13"	13.2" - 15"	15.2" - 17"
		Fixed Lat w/ 1" Inset	5.2" - 7"	7.2" - 9"	9.2" - 11"	11.2" - 13"	13.2" - 15"
		Swing Away Lateral	5.2" - 11"	7.2" - 13"	9.2" - 15"	11.2" - 17"	13.2" - 19"
B	Lateral Height Range (Measured from bottom edge of shell to top of lateral)	10" Tall Back	7.2"				
		12" Tall Back	9.2"				
		14" Tall Back	11.2"				
		16" Tall Back	13.2"				
		18" Tall Back	15.2"				
		20" Tall Back	17.2"				
	22" Tall Back	19.2"					

ORDERING INFORMATION: PHONE: (800) 263-3390 FAX: (800) 561-5834 WEBSITE: www.sunrisemedical.ca

Specifications are subject to change without notice. Copyright © 2016 Sunrise Medical Canada Inc. JAY FIT August 2016, MK-100385 REV. A

SPINE ALIGN POSITIONING COMPONENTS

(JAY Fit Backs come standard with a 1 Small and 1 Large lumbar.)

SPINE-ALIGN MINI FIT KIT 1

Includes: 3 wedges, 2 lateral shims, and 2 posterior/lateral pelvic positioning pads.

<input type="checkbox"/>	J3SPNK112	SPINE-ALIGN MINI FIT KIT 1 (12")	\$128.00
<input type="checkbox"/>	J3SPNK114	SPINE-ALIGN MINI FIT KIT 1 (14")	\$128.00
<input type="checkbox"/>	J3SPNK116	SPINE-ALIGN MINI FIT KIT 1 (16")	\$128.00
<input type="checkbox"/>	J3SPNK118	SPINE-ALIGN MINI FIT KIT 1 (18")	\$128.00

WEDGES (Back Width) (W" x H" x D")

<input type="checkbox"/>	J3SPNWE12	WEDGES (12") (3.5" x 6.5" x 1.6")	\$42.00
<input type="checkbox"/>	J3SPNWE14	WEDGES (14") (3.5" x 6.5" x 1.6")	\$42.00
<input type="checkbox"/>	J3SPNWE16	WEDGES (16") (5.5" x 6.5" x 1.6")	\$42.00
<input type="checkbox"/>	J3SPNWE18	WEDGES (18") (7.5" x 6.5" x 1.6")	\$42.00










SPINE-ALIGN MINI FIT KIT 2

Includes: 5 wedges, 2 lat shims, 2 post/lat pelvic, 1 lg lumbar, 1 flat shim, and 1 curved

<input type="checkbox"/>	J3SPNK212	SPINE-ALIGN MINI FIT KIT 2 (12")	\$190.00
<input type="checkbox"/>	J3SPNK214	SPINE-ALIGN MINI FIT KIT 2 (14")	\$190.00
<input type="checkbox"/>	J3SPNK216	SPINE-ALIGN MINI FIT KIT 2 (16")	\$190.00
<input type="checkbox"/>	J3SPNK218	SPINE-ALIGN MINI FIT KIT 2 (18")	\$190.00

OTHER INDIVIDUAL SPINE-ALIGN COMPONENTS

<input type="checkbox"/>	J3SPNCR	Curved Shim	\$32.00
<input type="checkbox"/>	J3SPNBS	Small Bean Bag	\$37.00
<input type="checkbox"/>	J3SPNFL	Flat Shim	\$32.00
<input type="checkbox"/>	J3SPNBL	Large Bean Bag	\$37.00
<input type="checkbox"/>	J3SPNLS	Lateral Shim	\$58.00
<input type="checkbox"/>	J3SPNLP	Posterior/Lateral Pelvic	\$58.00

									
	Sm Lumbar	Lg Lumbar	Wedge	Curved Slim	Flat Shim	Lateral Shim	Sm Bean Bag	Lg Bean Bag	Post/Lat Pelvic
W	1.8" - 9.5"	3.5" - 9.5"	3.5" - 9.5"	10"	10"	2.4"	6"	10"	5.3"
H	3.2" - 4.3"	7"	6.5"	4"	4"	4.3"	4.5"	3.2"	3.6"
D	0.8" - 1"	1.6"	1.6"	0.5"	0.3"	0.5"	0.75"	0.75"	0.75"

CHEST STRAPS, HARNESSSES, & BRACKETS

(Straps & Harnesses includes strap guides & mounting hdw.)

Classic Style

<input type="checkbox"/>	JFT8107	Classic - Dynamic Pull Down (EI)	\$210.00
<input type="checkbox"/>	JFT8100	Classic - Dynamic Pull Down (XS)	\$210.00
<input type="checkbox"/>	JFT8101	Classic-Dynamic Pull Down (Sml)	\$210.00
<input type="checkbox"/>	JFT8102	Classic-Dynamic Pull Down (Med)	\$210.00
<input type="checkbox"/>	JFT8103	Classic-Dynamic Pull Down (Lrg)	\$210.00
<input type="checkbox"/>	JFT8104	Classic-Dynamic Pull Down (X-Lrg)	\$210.00
<input type="checkbox"/>	JFT8300	Classic - Structured Pull Down (XS)	\$210.00
<input type="checkbox"/>	JFT8301	Classic-Structured Pull Down (Sml)	\$210.00
<input type="checkbox"/>	JFT8302	Classic-Structured Pull Down (Med)	\$210.00
<input type="checkbox"/>	JFT8303	Classic-Structured Pull Down (Lrg)	\$210.00
<input type="checkbox"/>	JFT8304	Classic-Structured Pull Down (X-Lrg)	\$210.00

Contoured Style

<input type="checkbox"/>	JFT9107	Contoured - Dynamic Pull Down (EI)	\$210.00
<input type="checkbox"/>	JFT9100	Contoured - Dynamic Pull Down (XS)	\$210.00
<input type="checkbox"/>	JFT9101	Contoured-Dynamic Pull Down (Sml)	\$210.00
<input type="checkbox"/>	JFT9102	Contoured-Dynamic Pull Down (Med)	\$210.00
<input type="checkbox"/>	JFT9103	Contoured-Dynamic Pull Down (Lrg)	\$210.00
<input type="checkbox"/>	JFT9104	Contoured-Dynamic Pull Down (X-Lrg)	\$210.00
<input type="checkbox"/>	JFT9300	Contoured-Structured Pull Down (XS)	\$210.00
<input type="checkbox"/>	JFT9301	Contoured-Structured Pull Down (Sml)	\$210.00
<input type="checkbox"/>	JFT9302	Contoured-Structured Pull Down (Med)	\$210.00
<input type="checkbox"/>	JFT9303	Contoured-Structured Pull Down (Lrg)	\$210.00
<input type="checkbox"/>	JFT9304	Contoured-Structured Pull Down (X-Lrg)	\$210.00

Center Opening w/ Buckle Style

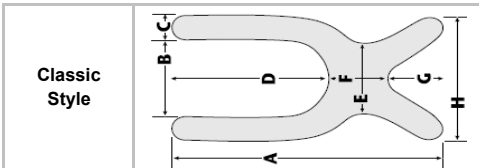
<input type="checkbox"/>	JFT9407	Center Opening w/ Buckle (EI)	\$210.00
<input type="checkbox"/>	JFT9400	Center Opening w/ Buckle (XS)	\$210.00
<input type="checkbox"/>	JFT9401	Center Opening w/ Buckle (Sml)	\$210.00
<input type="checkbox"/>	JFT9402	Center Opening w/ Buckle (Med)	\$210.00
<input type="checkbox"/>	JFT9403	Center Opening w/ Buckle (Lrg)	\$210.00
<input type="checkbox"/>	JFT9404	Center Opening w/ Buckle (X-Lrg)	\$210.00

Padded Trunk Strap

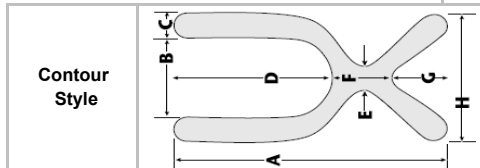
<input type="checkbox"/>	JFT4050	Padded Anterior Trunk Straps (XS)	\$210.00
<input type="checkbox"/>	JFT4000	Padded Anterior Trunk Straps (Sml)	\$210.00
<input type="checkbox"/>	JFT4100	Padded Anterior Trunk Straps (Med)	\$210.00
<input type="checkbox"/>	JFT4200	Padded Anterior Trunk Straps (Lrg)	\$210.00
<input type="checkbox"/>	JFT4300	Padded Anterior Trunk Straps (X-Lrg)	\$210.00

Back Pack Style

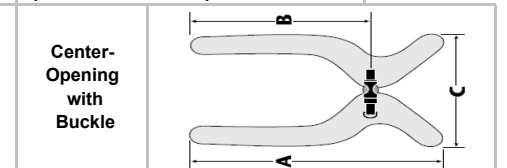
<input type="checkbox"/>	JFT9701	Classic-Back Pack Style 12"	\$190.00
<input type="checkbox"/>	JFT9703	Classic-Back Pack Style 18"	\$190.00
<input type="checkbox"/>	JFT9601	Dynamic-Back Pack Style 12"	\$190.00
<input type="checkbox"/>	JFT9603	Dynamic-Back Pack Style 18"	\$190.00



	A	B	C	D	E	F	G	H
EI	9.8"	3"	2"	5.3"	3"	3"	1"	6.5"
XS	12.5"	3.5"	2"	7.5"	3.5"	3"	2"	7.5"
S	15"	4.5"	2"	9"	4"	4"	2"	8.5"
M	19"	5.5"	2"	11"	5"	5"	3"	9.5"
L	22.5"	6.5"	2"	13"	6"	6"	3.5"	10.5"
XL	25.5"	6.5"	2.5"	14"	7"	7"	4.5"	11.5"



	A	B	C	D	E	F	G	H
EI	9.8"	3"	1.8"	5.3"	1"	3.5"	1.5"	6.5"
XS	12.5"	3.5"	2"	7.5"	1"	3.5"	1.5"	7.5"
S	15"	4.5"	2"	9"	1"	4"	2"	8.5"
M	18.5"	5.5"	2"	11"	1"	5"	2.5"	9.5"
L	22.5"	6.5"	2"	13"	1.5"	6"	3.5"	10.5"
XL	25.5"	6.5"	2.5"	14"	1.5"	7"	4.5"	11.5"



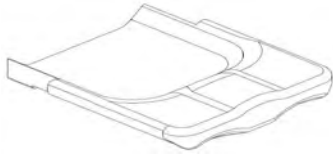
	A	B	C
EI	9.8"	7"	5"
XS	11"	8"	5.8"
S	12.3"	9"	6.5"
M	14.3"	11"	9.8"
L	15.5"	11.5"	9.8"
XL	17.5"	12.8"	10"

GUIDE BRACKETS & HARDWARE ONLY

<input type="checkbox"/>	JGSPG	Guide Brackets Only - Pair	\$41.00
--------------------------	-------	----------------------------	---------

JAY FIT - SEAT

- JFITSXXYY JAY Fit Seat All Sizes
 NOTE: Select appropriate assembly number below.
 250 lbs Weight Capacity



SHELL/FOAM WIDTH

- EACH BACK SHIPS WITH THE FOLLOWING:**
 Quick Mount Hardware
 3DX with Black Stretch Cover and Inner Cover
 Choice of Variety of Foam Options or Fluid bladders
 Lateral Well Reducers (1 Left & 1 Right)
 2 Anterior Well Reducers
 Plus other positioning components are available.

SEAT WIDTH	10"	12"	14"	16"	18"
FITS CHAIR WIDTHS	10" - 11"	12" - 13"	14" - 15"	16" - 17"	18" - 19"
ACTUAL SHELL/FOAM WIDTH	9"	11"	13"	15"	17"

		Seat Width				
		10	12	14	16	18
		\$ 475.00	\$ 475.00	\$ 535.00	\$ 535.00	\$ 595.00
Frame Depth	12" (8" - 12" Range)	<input type="checkbox"/> JFITS1012	<input type="checkbox"/> JFITS1212			
	14" (9" - 14" Range)	<input type="checkbox"/> JFITS1014	<input type="checkbox"/> JFITS1214	<input type="checkbox"/> JFITS1414		
	16" (11" - 16" Range)		<input type="checkbox"/> JFITS1216	<input type="checkbox"/> JFITS1416	<input type="checkbox"/> JFITS1616	<input type="checkbox"/> JFITS1816
	18" (13" - 18" Range)			<input type="checkbox"/> JFITS1418	<input type="checkbox"/> JFITS1618	<input type="checkbox"/> JFITS1818
	20" (15" - 20" Range)				<input type="checkbox"/> JFITS1620	<input type="checkbox"/> JFITS1820

The JAY ZIP Backrest has been dynamically tested and meets all criteria for use in motor vehicles according to Section 5.1 of ISO 16840-4 and Section 20, ANSI/RESNA WC/Volume 4.
 Please visit www.sunparts.us for spare parts information.

JAY Fit Seat - Seat Mounting Hardware

- | | | | | | |
|--|-------------------------------|----------|--|-------------------|---------|
| <input type="checkbox"/> Included in Seat | Standard Quick Mount | NC | <input type="checkbox"/> JYW-JFTSHDW-OPT02 | SnapTite Hardware | \$65.00 |
| <input type="checkbox"/> JYW-JFTSHDW-OPT01 | Height Adjustable Quick Mount | \$225.00 | | | |

JAY Fit Seat - Seat Cover

Oversized covers are required when Lateral Pelvic and/or Lateral Thigh Positioning Supports are selected below.

- | | | | | | |
|---|------------------------|---------|---|------------------------------------|---------|
| <input type="checkbox"/> JYW-JFTSCV-OPT01 | 3DX with Black Stretch | NC | <input type="checkbox"/> JYW-JFTSCV-OPT03 | Oversized - 3DX with Black Stretch | NC |
| <input type="checkbox"/> JYW-JFTSCV-OPT02 | Reverse Dartex | \$65.00 | <input type="checkbox"/> JYW-JFTSCV-OPT04 | Oversized - Reverse Dartex | \$65.00 |

JAY Fit Seat - Well Inserts

Top Layer				Bottom Layer			
<input type="checkbox"/> JYW-JFTSTF-OPT01	1/2" Soft Poly Foam	\$25.00	<input type="checkbox"/> JYW-JFTSBF-OPT01	1/2" Soft Poly	\$25.00		
<input type="checkbox"/> JYW-JFTSTF-OPT02	1/2" Med/Soft Poly Foam	\$25.00	<input type="checkbox"/> JYW-JFTSBF-OPT02	1/2" Med/Soft Poly	\$25.00		
<input type="checkbox"/> JYW-JFTSTF-OPT03	1/2" Medium Poly Foam	\$25.00	<input type="checkbox"/> JYW-JFTSBF-OPT03	1/2" Medium Poly	\$25.00		
<input type="checkbox"/> JYW-JFTSTF-OPT04	1/2" Firm Poly Foam	\$25.00	<input type="checkbox"/> JYW-JFTSBF-OPT04	1/2" Firm Poly	\$25.00		
<input type="checkbox"/> JYW-JFTSTF-OPT05	1/2" Soft Conform Foam	\$45.00	<input type="checkbox"/> JYW-JFTSBF-OPT05	1/2" Soft Conform	\$45.00		
<input type="checkbox"/> JYW-JFTSTF-OPT06	1/2" Med/Soft Conform Foam	\$45.00	<input type="checkbox"/> JYW-JFTSBF-OPT06	1/2" Med/Soft Conform	\$45.00		
<input type="checkbox"/> JYW-JFTSTF-OPT07	1/2" Medium Conform Foam	\$45.00	<input type="checkbox"/> JYW-JFTSBF-OPT07	1/2" Medium Conform	\$45.00		
<input type="checkbox"/> JYW-JFTSTF-OPT08	1/2" Firm Conform Foam	\$45.00	<input type="checkbox"/> JYW-JFTSBF-OPT08	1/2" Firm Conform	\$45.00		
<input type="checkbox"/> JYW-JFTSTF-OPT09	JAY Fluid Insert - Well Only	\$330.00	<input type="checkbox"/> JYW-JFTSBF-OPT09	Omit Bottom Layer Foam	NC		
<input type="checkbox"/> JYW-JFTSTF-OPT10	JAY Fluid Insert - Entire Seat	\$390.00					

Omit Bottom Layer Foam must and can only be selected when JAY Fluid insert is selected.

Middle Layer

- | | | |
|---|------------------------|---------|
| <input type="checkbox"/> JYW-JFTSMF-OPT01 | 1/2" Soft Poly | \$25.00 |
| <input type="checkbox"/> JYW-JFTSMF-OPT02 | 1/2" Med/Soft Poly | \$25.00 |
| <input type="checkbox"/> JYW-JFTSMF-OPT03 | 1/2" Medium Poly | \$25.00 |
| <input type="checkbox"/> JYW-JFTSMF-OPT04 | 1/2" Firm Poly | \$25.00 |
| <input type="checkbox"/> JYW-JFTSMF-OPT05 | 1/2" Soft Conform | \$45.00 |
| <input type="checkbox"/> JYW-JFTSMF-OPT06 | 1/2" Med/Soft Conform | \$45.00 |
| <input type="checkbox"/> JYW-JFTSMF-OPT07 | 1/2" Medium Conform | \$45.00 |
| <input type="checkbox"/> JYW-JFTSMF-OPT08 | 1/2" Firm Conform | \$45.00 |
| <input type="checkbox"/> JYW-JFTSMF-OPT09 | Omit Middle Layer Foam | NC |

Omit Middle Layer Foam must and can only be selected when JAY Fluid insert is selected.

JAY Fit Seat - Lateral Well Reducers

Comes Standard with 1 Right and 1 Left Well Reducer

- | | | | | | |
|---|----------------------|----------|---|---------------------|----------|
| <input type="checkbox"/> JYW-JFTSWR-OPT01 | 1 Left Well Reducer | \$55.00 | <input type="checkbox"/> JYW-JFTSWR-OPT07 | 1 Pair Well Reducer | \$110.00 |
| <input type="checkbox"/> JYW-JFTSWR-OPT02 | 2 Left Well Reducer | \$110.00 | <input type="checkbox"/> JYW-JFTSWR-OPT08 | 2 Pair Well Reducer | \$215.00 |
| <input type="checkbox"/> JYW-JFTSWR-OPT03 | 3 Left Well Reducer | \$165.00 | <input type="checkbox"/> JYW-JFTSWR-OPT09 | 3 Pair Well Reducer | \$325.00 |
| <input type="checkbox"/> JYW-JFTSWR-OPT04 | 1 Right Well Reducer | \$55.00 | | | |
| <input type="checkbox"/> JYW-JFTSWR-OPT05 | 2 Right Well Reducer | \$110.00 | | | |

ORDERING INFORMATION: PHONE: (800) 263-3390 FAX: (800) 561-5834 WEBSITE: www.sunrisemedical.ca

Specifications are subject to change without notice. Copyright © 2016 Sunrise Medical Canada Inc. JAY FIT August 2016, MK-100385 REV. A

<input type="checkbox"/>	JYW-JFTSWR-OPT06	3 Right Well Reducer	\$165.00
--------------------------	------------------	----------------------	----------

JAY Fit Seat - Anterior Well Reducers

Comes Standard with 2 Well Reducers on 12" Seat depths, 3 on 14 & 16, and 4 on 18 and 20.

<input type="checkbox"/>	JYW-JFTSAR-OPT01	1 Anterior Well Reducer	\$55.00
<input type="checkbox"/>	JYW-JFTSAR-OPT02	2 Anterior Well Reducer	\$110.00
<input type="checkbox"/>	JYW-JFTSAR-OPT03	3 Anterior Well Reducer	\$165.00

JAY Fit Seat - Adjustable Lateral Pelvic Supports

Oversized covers are required when Lateral Pelvic Positioning Supports are selected.

<input type="checkbox"/>	JYW-JFTSPS-OPT01	0" - 1/2" Brackets with 2" Pad	\$250.00	<input type="checkbox"/>	JYW-JFTSPS-OPT05	0" - 1/2" Brackets with 2" Pad - Long	\$250.00
<input type="checkbox"/>	JYW-JFTSPS-OPT02	0" - 1/2" Brackets with 3" Pad	\$250.00	<input type="checkbox"/>	JYW-JFTSPS-OPT06	0" - 1/2" Brackets with 3" Pad - Long	\$250.00
<input type="checkbox"/>	JYW-JFTSPS-OPT03	1/2" - 1" Brackets with 2" Pad	\$250.00	<input type="checkbox"/>	JYW-JFTSPS-OPT07	1/2" - 1" Brackets with 2" Pad - Long	\$250.00
<input type="checkbox"/>	JYW-JFTSPS-OPT04	1/2" - 1" Brackets with 3" Pad	\$250.00	<input type="checkbox"/>	JYW-JFTSPS-OPT08	1/2" - 1" Brackets with 3" Pad - Long	\$250.00

JAY Fit Seat - Adjustable Lateral Thigh Supports

Oversized covers are required when Lateral Thigh Positioning Supports are selected.

<input type="checkbox"/>	JYW-JFTSLTS-OPT01	0" - 1/2" Brackets with 2" Pad	\$225.00	<input type="checkbox"/>	JYW-JFTSLTS-OPT05	0" - 1/2" Brackets with 2" Pad - Long	\$225.00
<input type="checkbox"/>	JYW-JFTSLTS-OPT02	0" - 1/2" Brackets with 3" Pad	\$225.00	<input type="checkbox"/>	JYW-JFTSLTS-OPT06	0" - 1/2" Brackets with 3" Pad - Long	\$225.00
<input type="checkbox"/>	JYW-JFTSLTS-OPT03	1/2" - 1" Brackets with 2" Pad	\$225.00	<input type="checkbox"/>	JYW-JFTSLTS-OPT07	1/2" - 1" Brackets with 2" Pad - Long	\$225.00
<input type="checkbox"/>	JYW-JFTSLTS-OPT04	1/2" - 1" Brackets with 3" Pad	\$225.00	<input type="checkbox"/>	JYW-JFTSLTS-OPT08	1/2" - 1" Brackets with 3" Pad - Long	\$225.00

JAY Fit Seat - Flip Down Medial Thigh Support

Medial Thigh Support includes flip down bracket, pads, and cover.

<input type="checkbox"/>	JYW-JFTSMTS-OPT01	3" H x 4" L Pad Size - Pair	\$380.00	<input type="checkbox"/>	JYW-JFTSMTS-OPT03	4" H x 6" L Pad Size - Pair	\$380.00
<input type="checkbox"/>	JYW-JFTSMTS-OPT02	3" H x 6" L Pad Size - Pair	\$380.00	<input type="checkbox"/>	JYW-JFTSMTS-OPT04	4" H x 8" L Pad Size - Pair	\$380.00

JAY FIT - ACCESSORIES

Anterior Pelvic Belts

Standard 2 Point Belt - Push Button 1"			
<input type="checkbox"/>	JFT5110	No Pad	\$55.00
<input type="checkbox"/>	JFT5115	4.5" Pad	\$110.00
<input type="checkbox"/>	JFT5116	5.5" Pad	\$110.00
<input type="checkbox"/>	JFT5117	7.5" Pad	\$110.00
Standard 2 Point Belt - Push Button 1 1/2"			
<input type="checkbox"/>	JFT7210	No Pad	\$55.00
<input type="checkbox"/>	JFT7212	7.5" Pad	\$105.00
<input type="checkbox"/>	JFT7213	9.5" Pad	\$105.00

Medial 4 Point Belt - Push Button 1 1/2"			
<input type="checkbox"/>	JFT7242	4.5" Pad	\$130.00
<input type="checkbox"/>	JFT7243	5.5" Pad	\$130.00

V-Contour Pelvic 4 Point Belt - Push Button Varies			
<input type="checkbox"/>	JFT3716	Small Pad - 1" Push Button	\$205.00
<input type="checkbox"/>	JFT3727	Medium Pad - 1 1/2" Push Button	\$205.00
<input type="checkbox"/>	JFT3738	Large Pad - 2" Push Button	\$205.00

Shoe Holders

Shoe Holders are sold as each, if quantity two are desired please change quantity to two when entering the order.

Padded Shoe Holders (EA)			
<input type="checkbox"/>	TST6001	Small	\$85.00
<input type="checkbox"/>	TST6101	Medium	\$85.00
<input type="checkbox"/>	TST6201	Large	\$85.00
<input type="checkbox"/>	TST6301	X-Large	\$85.00

Tendon Relief Shoe Holder (EA)			
<input type="checkbox"/>	TST6061	Small	\$85.00
<input type="checkbox"/>	TST6161	Medium	\$85.00
<input type="checkbox"/>	TST6261	Large	\$85.00
<input type="checkbox"/>	TST6361	X-Large	\$85.00

Ankle Positioners

Ankle Positioners (Foot & Ankle) (EA)			
<input type="checkbox"/>	TST6510R	Small - Right	\$85.00
<input type="checkbox"/>	TST6510L	Small - Left	\$85.00
<input type="checkbox"/>	TST6520R	Medium - Right	\$85.00
<input type="checkbox"/>	TST6520L	Medium - Left	\$85.00
<input type="checkbox"/>	TST6540R	Large - Right	\$85.00
<input type="checkbox"/>	TST6540L	Large - Left	\$85.00
<input type="checkbox"/>	TST6560R	X-Large - Right	\$85.00
<input type="checkbox"/>	TST6560L	X-Large - Left	\$85.00

Flexi Feet (PR)			
<input type="checkbox"/>	32600XS-RT	X-Small	\$195.00
<input type="checkbox"/>	32600S-RT	Small	\$195.00
<input type="checkbox"/>	32600M-RT	Medium	\$195.00
<input type="checkbox"/>	32600L-RT	Large	\$195.00

