



Quickie 7^{RS} November 2016

EIR11

Mark For:

Submitting for:

Quote Order

Date: _____
 Dealer Acct #: _____
 Dealer: _____
 Dealer Contact: _____
 Dealer Address: _____
 Dealer City: _____ PR: _____ PC: _____
 Dealer Phone: () Fax: ()
 Confirmation Email: _____
 Confirm Via: Fax Email

PO#: _____
ADDITIONAL SHIPPING INFORMATION
 Ship To: _____
 Attention: _____
 Address: _____
 Address: _____
 Ship To City: _____ PR: _____ PC: _____
 Ship To Phone: () Fax: ()

| ✓ | Option # | Definition | Price | ✓ | Option # | Definition | Price |
|---|----------|------------|-------|---|----------|------------|-------|
|---|----------|------------|-------|---|----------|------------|-------|

1. FRAME

Base Model

| | | | |
|--------------------------|---------|---|------------|
| <input type="checkbox"/> | 132WM89 | Quickie 7 ^{RS} - Welded (265 lbs) Use E1235 for sizes 14" or less | \$4,017.00 |
|--------------------------|---------|---|------------|

Performance Package (No substitutions, discount given on separate line)

| | | | |
|--------------------------|---------|----------------------------------|----------|
| <input type="checkbox"/> | 132QD01 | Single Sided Fork | \$152.00 |
| | | Ultra Lightweight Wheel | \$310.00 |
| | | Schwalbe Marathon Plus Evolution | \$137.00 |
| | | Compact Wheel Lock | \$142.00 |
| | | Retail Value | \$741.00 |
| | | Package Price | \$609.00 |

Ultra Lite Package (No substitutions, discount given on separate line)

| | | | |
|--------------------------|---------|-------------------------|----------|
| <input type="checkbox"/> | 132QD02 | Ultra Lite Seat Sling | \$137.00 |
| | | Ultra Lightweight Wheel | \$310.00 |
| | | Schwalbe Speed Run Tire | \$142.00 |
| | | Compact Wheel Lock | \$142.00 |
| | | Retail Value | \$731.00 |
| | | Package Price | \$599.00 |

Frame Angle

See **FIGURE 1**. Measure from front frame to floor.

| | | | |
|--------------------------|--------|-----|----|
| <input type="checkbox"/> | 132FA1 | 75° | NC |
| <input type="checkbox"/> | 132FA8 | 80° | NC |
| <input type="checkbox"/> | 132FA2 | 85° | NC |

Frame Inset Per Side

See **FIGURE 2**. Frame Inset is the distance from the outside of the seat tube to the outside of the footrest.

| | | | |
|--------------------------|--------|-----------------------------|----|
| <input type="checkbox"/> | 132FF1 | 0" | NC |
| <input type="checkbox"/> | 132FF2 | 1" (NA w/ 12" wide) | NC |
| <input type="checkbox"/> | 132FF3 | 2" (NA with 12" & 13" wide) | NC |

Frame Style

See **FIGURE 3**. Measurement for set up.

| | | | |
|--------------------------|---------|----------|----|
| <input type="checkbox"/> | 132FS9 | Standard | NC |
| <input type="checkbox"/> | 132FS34 | Classic | NC |

* **Standard Frame** - Seat Sling to front frame bend angle is 1.5" shorter than the classic position. **Classic Frame** - Traditional seat sling to front frame bend angle dimensions. Front of back cane post to front edge of seat sling will remain the same for both Standard and Classic.

Frame - Direct Mount Wheel Lock (Optional)

No mounting clamp hardware. Only available with Compact Wheel Lock and 0° & 3° Camber. Not available with mountain tires or rear suspension.

| | | | |
|--------------------------|---------|-------------------------|----|
| <input type="checkbox"/> | 132WH13 | Direct Mount Wheel Lock | NC |
|--------------------------|---------|-------------------------|----|

Figure 1

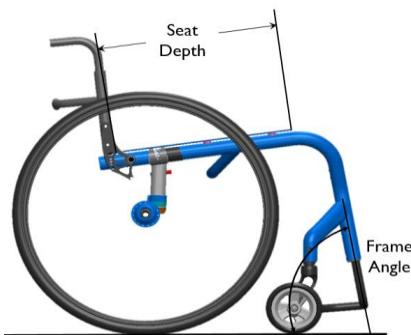


Figure 2

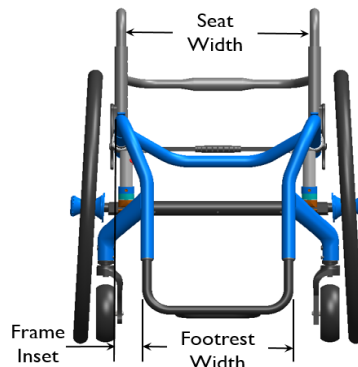


Figure 3



2. SIZE / SEATING

Seat Width

See **FIGURE 4** Measure from outside of seat tube to the outside of opposite seat tube.

| | | | | | | | |
|--------------------------|-------|-----|----|--------------------------|--------|---------|----------|
| <input type="checkbox"/> | 132S3 | 12" | NC | <input type="checkbox"/> | 132S8 | 17" | NC |
| <input type="checkbox"/> | 132S4 | 13" | NC | <input type="checkbox"/> | 132S9 | 18" | NC |
| <input type="checkbox"/> | 132S5 | 14" | NC | <input type="checkbox"/> | 132S10 | 19" | NC |
| <input type="checkbox"/> | 132S6 | 15" | NC | <input type="checkbox"/> | 132S48 | 20" | \$268.00 |
| <input type="checkbox"/> | 132S7 | 16" | NC | | | (E2201) | |

Seat Depth

See **FIGURE 5** Measure from front of back post to front edge of seat sling. Seat sling is 1" shorter than depth ordered, but actual seat depth will remain the same as ordered.

| | | | | | | | |
|--------------------------|--------|-----|----|--------------------------|---------|---------|----------|
| <input type="checkbox"/> | 132SD5 | 12" | NC | <input type="checkbox"/> | 132SD10 | 17" | NC |
| <input type="checkbox"/> | 132SD6 | 13" | NC | <input type="checkbox"/> | 132SD11 | 18" | NC |
| <input type="checkbox"/> | 132SD7 | 14" | NC | <input type="checkbox"/> | 132SD12 | 19" | \$268.00 |
| <input type="checkbox"/> | 132SD8 | 15" | NC | <input type="checkbox"/> | 132SD13 | 20" | \$268.00 |
| <input type="checkbox"/> | 132SD9 | 16" | NC | | | (E2203) | |

Seating Systems

| | | | |
|--------------------------|---------|--|----------|
| <input type="checkbox"/> | 132OP01 | Standard Seat Sling | NC |
| <input type="checkbox"/> | 132OP02 | Ultra Seat Sling Available 14" to 18" Widths and Depths. Ultra Seat Sling will be ~1/4" less than requested seat height value. | \$137.00 |
| <input type="checkbox"/> | 132OP04 | Omit Seat Sling | NC |

Cushion

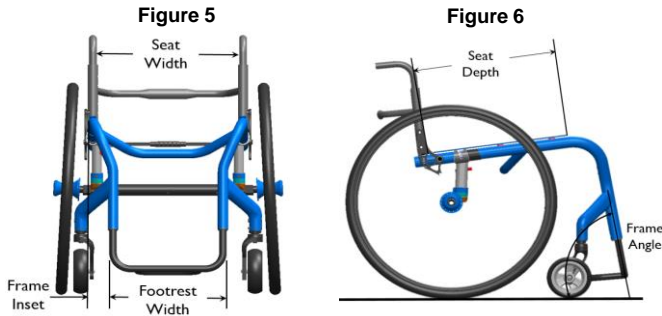
| | | | |
|--------------------------|--------|------------|----------|
| <input type="checkbox"/> | 132CU1 | 2" Cushion | \$163.00 |
|--------------------------|--------|------------|----------|

JAY Cushions (Optional)

To order any JAY cushions on-chair, please see the JAY price list.

Cushion name or part number must be filled out with desired width and depth

| | | | |
|--------------------------|---------|------------------------|--------------|
| <input type="checkbox"/> | 132JC20 | JAY Bundled Cushion | Price List |
| | | Cushion Name or Part # | |
| | | Width: _____ | Depth: _____ |

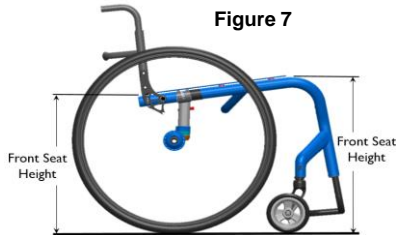


3. CASTERS / SEAT HEIGHT

Front Seat Height

See **FIGURE 6** Measure from the front of the seat rail to the floor.

| | | | | | | | |
|--------------------------|---------|-------|----|--------------------------|---------|-------|----|
| <input type="checkbox"/> | 132SH14 | 16.0" | NC | <input type="checkbox"/> | 132SH20 | 18.5" | NC |
| <input type="checkbox"/> | 132SH15 | 16.5" | NC | <input type="checkbox"/> | 132SH21 | 19.0" | NC |
| <input type="checkbox"/> | 132SH16 | 17.0" | NC | <input type="checkbox"/> | 132SH23 | 19.5" | NC |
| <input type="checkbox"/> | 132SH17 | 17.5" | NC | <input type="checkbox"/> | 132SH24 | 20.0" | NC |
| <input type="checkbox"/> | 132SH18 | 18.0" | NC | <input type="checkbox"/> | 132SH26 | 20.5" | NC |
| | | | | <input type="checkbox"/> | 132SH27 | 21.0" | NC |



Caster Wheels

| | | | |
|--------------------------|---------|-------------------------------------|----------|
| <input type="checkbox"/> | 132CW1 | 3" Micro | NC |
| <input type="checkbox"/> | 132CW3 | 4" Low Profile Polyurethane | NC |
| <input type="checkbox"/> | 132CW31 | 4" Micro Lighted | \$95.00 |
| <input type="checkbox"/> | 132CW72 | 4" x 1" Aluminum Poly | \$63.00 |
| <input type="checkbox"/> | 132CW44 | 4" x 1.25 Semi Pneumatic | NC |
| <input type="checkbox"/> | 132CW64 | 4" x 1.5" Aluminum Soft Roll | \$95.00 |
| <input type="checkbox"/> | 132CW5 | 5" Low Profile Polyurethane | NC |
| <input type="checkbox"/> | 132CW51 | 5" Micro Lighted | \$95.00 |
| <input type="checkbox"/> | 132CW6 | 5" Soft Roll (Grey) -NA w/Frog Legs | \$110.00 |
| <input type="checkbox"/> | 132CW65 | 5" x 1" Aluminum Poly | \$95.00 |
| <input type="checkbox"/> | 132CW7 | 5" x 1.5" Semi Pneumatic | \$95.00 |
| <input type="checkbox"/> | 132CW66 | 5" x 1.5" Aluminum Soft Roll | \$95.00 |
| <input type="checkbox"/> | 132CW34 | 6" Poly | NC |
| <input type="checkbox"/> | 132CW33 | 6" Pneumatic | \$95.00 |
| <input type="checkbox"/> | 132CW35 | 6" x 1.5" Semi Pneumatic | \$95.00 |
| <input type="checkbox"/> | 132CW68 | 6" x 1.5" Aluminum Soft Roll | \$95.00 |

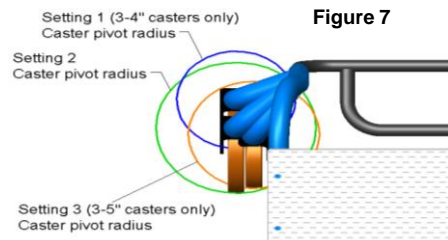
Caster Fork and Suspension

| | | | |
|--------------------------|---------|---------------------------------------|----------|
| <input type="checkbox"/> | 132CF65 | Multiple Position | NC |
| <input type="checkbox"/> | 132CF69 | Multiple Position Single Sided Fork | \$152.00 |
| <input type="checkbox"/> | 132CF53 | Frog Legs 0 weight to 100 lbs. | \$500.00 |
| <input type="checkbox"/> | 132CF54 | Frog Legs 101 lbs. weight to 190 lbs. | \$500.00 |
| <input type="checkbox"/> | 132CF55 | Frog Legs 191 lbs. weight to 265 lbs. | \$500.00 |

Caster Housing Position

See **FIGURE 7**

| | | | |
|--------------------------|---------|---|----|
| <input type="checkbox"/> | 132LH01 | Setting 1 Suggested for 3" & 4" casters. For 2" Inset NA w/ setting 1 | NC |
| <input type="checkbox"/> | 132LH02 | Setting 2 Suggested for 5" & 6" casters. | NC |
| <input type="checkbox"/> | 132LH03 | Setting 3 NA w/ 6" casters | NC |



4. REAR WHEELS / SEAT HEIGHT

Rear Seat Height

RSH 13"-15.5" only w/ 20" Rear Wheel.

RSH 15"-15.5" Only w/ 20, 22 or 24" w/HP Clincher Rear Wheel.

RSH 16"-16.5" NA w/ 24, 25 & 26" Rear Wheels and Rear Suspension

| | | | |
|--------------------------|---------|-------------------------------|----|
| <input type="checkbox"/> | 132RH11 | 13.0" (NA w/ Rear Suspension) | NC |
| <input type="checkbox"/> | 132RH12 | 13.5" (NA w/ Rear Suspension) | NC |
| <input type="checkbox"/> | 132RH13 | 14.0" | NC |
| <input type="checkbox"/> | 132RH14 | 14.5" | NC |
| <input type="checkbox"/> | 132RH15 | 15.0" | NC |
| <input type="checkbox"/> | 132RH16 | 15.5" | NC |
| <input type="checkbox"/> | 132RH17 | 16.0" | NC |
| <input type="checkbox"/> | 132RH18 | 16.5" | NC |
| <input type="checkbox"/> | 132RH19 | 17.0" | NC |
| <input type="checkbox"/> | 132RH26 | 17.5" | NC |
| <input type="checkbox"/> | 132RH20 | 18.0" | NC |
| <input type="checkbox"/> | 132RH27 | 18.5" | NC |
| <input type="checkbox"/> | 132RH21 | 19.0" | NC |
| <input type="checkbox"/> | 132RH37 | 19.5" | NC |
| <input type="checkbox"/> | 132RH22 | 20.0" (NA w/ Rear Suspension) | NC |

Front to Rear Seat Height Matrix

| | |
|---------------------|----------------------------------|
| 12" Seat Depth | 2.5" Max Front to Rear Seat Hgt. |
| 13", 14" Seat Depth | 3.0" Max Front to Rear Seat Hgt. |
| 15", 16" Seat Depth | 3.5" Max Front to Rear Seat Hgt. |
| 17", 18" Seat Depth | 4.0" Max Front to Rear Seat Hgt. |
| 19", 20" Seat Depth | 4.5" Max Front to Rear Seat Hgt. |

Camber

See **FIGURE 8**

| | | | |
|--------------------------|--------|-----------------------------|----|
| <input type="checkbox"/> | 132CI1 | 0° | NC |
| <input type="checkbox"/> | 132CI2 | 3° | NC |
| <input type="checkbox"/> | 132CI4 | 6° (NA w/ 5 spk MAG Wheels) | NC |

Rear Wheel

Ultra Lightweight only available w/ Aluminum Handrim. Contact Built 4 Me for Spinergy color options.

| | | | |
|--------------------------|----------|------------------------------------|----------|
| <input type="checkbox"/> | 132RW103 | 20" Mag Wheel 5 Spoke | NC |
| <input type="checkbox"/> | 132RW104 | 22" Mag Wheel 5 Spoke | NC |
| <input type="checkbox"/> | 132RW102 | 24" Mag Wheel 5 Spoke | NC |
| <input type="checkbox"/> | 132RW90 | 20" Lite Spoke | \$278.00 |
| <input type="checkbox"/> | 132RW91 | 22" Lite Spoke | \$278.00 |
| <input type="checkbox"/> | 132RW92 | 24" Lite Spoke | NC |
| <input type="checkbox"/> | 132RW93 | 25" Lite Spoke | NC |
| <input type="checkbox"/> | 132RW94 | 26" Lite Spoke | \$110.00 |
| <input type="checkbox"/> | 132RW06 | 22" Ultra Lightweight Spoke Wheel | \$310.00 |
| <input type="checkbox"/> | 132RW10 | 24" Ultra Lightweight Spoke Wheel | \$310.00 |
| <input type="checkbox"/> | 132RW16 | 25" Ultra Lightweight Spoke Wheel | \$310.00 |
| <input type="checkbox"/> | 132RW28 | 22" Spinergy SPOX Black Spokes | \$751.00 |
| <input type="checkbox"/> | 132RW95 | 24" Spinergy SPOX Black Spokes | \$751.00 |
| <input type="checkbox"/> | 132RW96 | 25" Spinergy SPOX Black Spokes | \$751.00 |
| <input type="checkbox"/> | 132RW97 | 26" Spinergy SPOX Black Spokes | \$751.00 |
| <input type="checkbox"/> | 132RW32 | 22" Spinergy LX Black Spokes | \$966.00 |
| <input type="checkbox"/> | 132RW98 | 24" Spinergy LX Black Spokes | \$966.00 |
| <input type="checkbox"/> | 132RW99 | 25" Spinergy LX Black Spokes | \$966.00 |
| <input type="checkbox"/> | 132RW40 | 26" Spinergy LX Black Spokes | \$966.00 |
| <input type="checkbox"/> | 132RW50 | 24" Mountain | \$342.00 |
| <input type="checkbox"/> | 132RW107 | 24" Topolino Carbon Red Nip Whl | \$966.00 |
| <input type="checkbox"/> | 132RW108 | 24" Topolino Carbon Yellow Nip Whl | \$966.00 |
| <input type="checkbox"/> | 132RW109 | 25" Topolino Carbon Red Nip Whl | \$966.00 |
| <input type="checkbox"/> | 132RW110 | 25" Topolino Carbon Yellow Nip Whl | \$966.00 |

Rear Wheel Tire

| | | | |
|--------------------------|---------|---------------------------------------|----------|
| <input type="checkbox"/> | 132RT1 | Pneumatic | NC |
| <input type="checkbox"/> | 132RT2 | Pneumatic Airless Insert | \$215.00 |
| <input type="checkbox"/> | 132RT3 | Full Poly Tire | NC |
| <input type="checkbox"/> | 132RT38 | SHOX Performance Poly | \$126.00 |
| <input type="checkbox"/> | 132RT39 | High-Pressure Clincher Black | \$90.00 |
| <input type="checkbox"/> | 132RT21 | Schwalbe Marathon Plus Evolution | \$137.00 |
| <input type="checkbox"/> | 132RT27 | Knobby V-TRAK by Kenda | \$105.00 |
| <input type="checkbox"/> | 132RT12 | Mountain <i>Only available in 24"</i> | NC |
| <input type="checkbox"/> | 132RT28 | Schwalbe Speed Run Tire | \$142.00 |

Handrim

Natural Fit Handrims only available in 22", 24", & 25"

Natural Fit w/ 5 spoke MAG only available in 24". See APPENDIX 11 for matrix

| | | | |
|--------------------------|---------|---|----------|
| <input type="checkbox"/> | 132HR1 | Aluminum Anodized | NC |
| <input type="checkbox"/> | 132HR4 | Plastic Coated <i>NA w/ 25" & 26" Lite Spoke Wheels</i> | \$126.00 |
| <input type="checkbox"/> | 132HR22 | Natural Fit - Standard Grip | \$325.00 |
| <input type="checkbox"/> | 132HR23 | Natural Fit - Super Grip | \$378.00 |
| <input type="checkbox"/> | 132HR25 | Natural Fit - No Thumb Grip | \$410.00 |
| <input type="checkbox"/> | 132HR30 | Natural Fit LT - Standard Grip | \$452.00 |
| <input type="checkbox"/> | 132HR31 | Natural Fit LT - Super Grip | \$515.00 |
| <input type="checkbox"/> | 132HR32 | Natural Fit LT - No Thumb Grip | \$410.00 |
| <input type="checkbox"/> | 132HR26 | The Surge - Oval w/Gription Strip | \$433.00 |
| <input type="checkbox"/> | 132HR27 | The Surge LT - Oval w/Gription Strip | \$474.00 |
| <input type="checkbox"/> | 132HR28 | Q-Grip Neoprene Coated | \$391.00 |
| <input type="checkbox"/> | 132HR24 | Spinergy Flex Rim <i>Only available on Spinergy LX wheels 24" & 25"</i> | \$610.00 |
| <input type="checkbox"/> | 132HR7 | Omit Handrim <i>NA w/ Ultra Lightweight Wheels</i> | -\$12.00 |

Axle

| | | | |
|--------------------------|---------|---|----------|
| <input type="checkbox"/> | 132AX1 | Quick Release Steel | NC |
| <input type="checkbox"/> | 132AX13 | Quad Quick Release Steel <i>Only available with Mountain Whls</i> | \$153.00 |

Axle Plate

| | | | |
|--------------------------|---------|---|----|
| <input type="checkbox"/> | 132AL57 | Active Rigid (.5" to 4") <i>Adjustment range 1/2" before and after in 1/4" increments except the .5" and 4" positions which are maxed</i> | NC |
|--------------------------|---------|---|----|

Center of Gravity Preset

Measure from front of back post to the center of rear axle. No additional rearward adjustment when .5" chosen. No additional forward adjustment when 4" chosen.

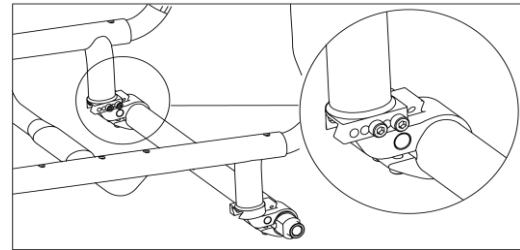
| | | | |
|--------------------------|--------|------|----|
| <input type="checkbox"/> | 132CC1 | .5" | NC |
| <input type="checkbox"/> | 132CC2 | 1.0" | NC |
| <input type="checkbox"/> | 132CC3 | 1.5" | NC |
| <input type="checkbox"/> | 132CC4 | 2.0" | NC |
| <input type="checkbox"/> | 132CC5 | 2.5" | NC |
| <input type="checkbox"/> | 132CC6 | 3.0" | NC |
| <input type="checkbox"/> | 132CC7 | 3.5" | NC |
| <input type="checkbox"/> | 132CC8 | 4.0" | NC |

4. REAR WHEELS / SEAT HEIGHT (CONT)

| Tire | Wheel | | | | |
|----------------------------|-------------|-------------|-------------------|-----------|----------|
| | 5 Spoke Mag | Lite Spoke | Ultra Lightweight | Spinergey | Topolino |
| Pneumatic | 20,22,24 | 20,22,24,26 | | 22,24,26 | |
| Pneumatic w Airless Insert | 20,22,24 | 20,22,24,26 | | 22,24,26 | |
| Full Poly | 20,22,24 | 20,22,24 | | | |
| SHOX Performance Poly | 20,22,24 | 20,22,24,25 | | 24,25 | |
| High-Pressure Clinch Blk | | 22,24,26 | 22,24 | 22,24,26 | 24 |
| Schwalbe Marathon | | 24,25,26 | 22,24,25 | 24,25,26 | 24,25 |
| Knobby V Trak by Kenda | | 24 | | 24 | |
| Schwalbe Speed Run | | 24,25 | 24,25 | 24,25 | |

20" = 451 mm 22" = 501 mm 24" = 540 mm 25" = 559 26" = 590

Figure 8



5. WHEEL LOCKS

Wheel Lock

Not all wheel locks available in all seat depths, wheel size, or COG

| | | | |
|--------------------------|---------|-----------------|----------|
| <input type="checkbox"/> | 132WL1 | High Mount Push | NC |
| <input type="checkbox"/> | 132WL2 | High Mount Pull | NC |
| <input type="checkbox"/> | 132WL45 | Ergo Scissor | NC |
| <input type="checkbox"/> | 132WL30 | Compact | \$142.00 |
| <input type="checkbox"/> | 132WL10 | Omit Wheel Lock | NC |

Wheel Lock Options

| | | | |
|--------------------------|---------|--------------|----|
| <input type="checkbox"/> | 132WL12 | Do Not Mount | NC |
|--------------------------|---------|--------------|----|

Extension Handle

Ext. handles only available with high mount push or pull wheel locks

| | | | |
|--------------------------|--------|-------------------------|---------|
| <input type="checkbox"/> | 132EH7 | Extension Handle (Pair) | \$63.00 |
|--------------------------|--------|-------------------------|---------|

6. FOOTREST OPTIONS

Footrest

Angle Adjustable Flip Back NA w/ 19-20 wide w/ 0" inset. Some Flip back configurations won't allow 2" ground clearance and will need to raise up.

Flip back not available Caster setting 1 & 2" inset.

| | | | |
|--------------------------|---------|---|----------|
| <input type="checkbox"/> | 132F229 | Aluminum Tubular | NC |
| <input type="checkbox"/> | 132F274 | Aluminum Tubular w/ Snap On Cover | \$37.00 |
| <input type="checkbox"/> | 132F276 | Angle Adjustable Flip Back | \$215.00 |
| <input type="checkbox"/> | 132F325 | Angle Adjustable FB Carbon Fiber | \$232.00 |
| <input type="checkbox"/> | 132F51 | Platform Footrest | \$95.00 |
| <input type="checkbox"/> | 132F111 | Ultra Lite Platform Footrest NA w/ 14" wide and 2" inset, NA w/ 19-20 wide w/ 0" inset | \$142.00 |
| <input type="checkbox"/> | 132F323 | Platform Carbon Fiber footrest Not available on 19"-20" W | \$180.00 |

Adaptive Platform Spacer

NA with Aluminum Tubular or Ultra Lite Platform.

| | | | |
|--------------------------|--------|-----------------------------|----------|
| <input type="checkbox"/> | 132AD1 | Adaptive Platform 2" Spacer | \$158.00 |
| <input type="checkbox"/> | 132AD2 | Adaptive Platform 4" Spacer | \$158.00 |
| <input type="checkbox"/> | 132AD3 | Adaptive Platform 6" Spacer | \$158.00 |

Footrest Options

| | | | |
|--------------------------|---------|---|----------|
| <input type="checkbox"/> | 132DI08 | High Mount Ext Tubes (NA w/ Tubular footrest) | \$79.00 |
| <input type="checkbox"/> | 132DI03 | Leg Strap | \$53.00 |
| <input type="checkbox"/> | 132DI04 | Extra Leg Strap | \$73.00 |
| <input type="checkbox"/> | 132DI05 | Gel Hanger Cover | \$108.00 |
| <input type="checkbox"/> | 132DI07 | Neoprene Impact Guards | \$53.00 |
| <input type="checkbox"/> | 132DI02 | Wear Pads | \$42.00 |
| <input type="checkbox"/> | 132DI06 | Position Plates NA for Tubular Footrest | \$68.00 |

7. BACKREST

Back Type

See **FIGURE 9** Choose backrest position. 0° Equal is perpendicular to floor, + means forward

| | | | |
|--------------------------|---------|--|----|
| <input type="checkbox"/> | 132BT97 | Active Fixed Backrest | NC |
| | | Setting <input type="checkbox"/> -4 <input type="checkbox"/> -2 <input type="checkbox"/> 0 <input type="checkbox"/> +2 <input type="checkbox"/> +4 | |

Ultra Lightweight Aluminum Fixed Backrest

Select back height. 8", 9", or 10" only available with omit push handles.

17", 18", or 19" only available with fold down push handles

| | | | | | | | |
|--------------------------|---------|-----|----|--------------------------|---------|-----|---------|
| <input type="checkbox"/> | 132BB21 | 8" | NC | <input type="checkbox"/> | 132BB17 | 14" | NC |
| <input type="checkbox"/> | 132BB20 | 9" | NC | <input type="checkbox"/> | 132BB18 | 15" | NC |
| <input type="checkbox"/> | 132BB13 | 10" | NC | <input type="checkbox"/> | 132BB19 | 16" | NC |
| <input type="checkbox"/> | 132BB14 | 11" | NC | <input type="checkbox"/> | 132BB10 | 17" | \$95.00 |
| <input type="checkbox"/> | 132BB15 | 12" | NC | <input type="checkbox"/> | 132BB11 | 18" | \$95.00 |
| <input type="checkbox"/> | 132BB16 | 13" | NC | <input type="checkbox"/> | 132BB12 | 19" | \$95.00 |

Towel Bar

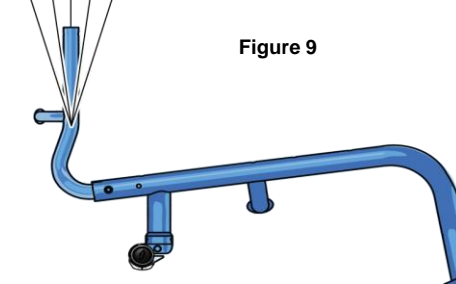
| | | | |
|--------------------------|---------|--|---------|
| <input type="checkbox"/> | 132QT01 | Standard Style - 4" Offset | NC |
| <input type="checkbox"/> | 132QT02 | Low Profile - 2" Offset Limited w/Solid Backs, Not suggested with 19" & 20" wide | \$58.00 |

Push Handles

| | | | |
|--------------------------|--------|--|----------|
| <input type="checkbox"/> | 132PH5 | Fold Down Push Handles NA w/ 8"-10" fixed height NA w/ standard upholstery | \$147.00 |
| <input type="checkbox"/> | 132PH2 | Omit Push Handles | NC |

-4° -2° 0° +2° +4°

Figure 9



7. BACKREST (CONT)

| Backrest Upholstery | | | |
|----------------------------|---------|---|----------|
| <input type="checkbox"/> | 132BU1 | Standard Upholstery | NC |
| <input type="checkbox"/> | 132BU88 | Standard Upholstery EXO | \$65.00 |
| <input type="checkbox"/> | 132BU70 | Backrest Tension Adj Ballistic Nylon <i>*Reference 186BU70 for billing</i> | \$315.00 |
| <input type="checkbox"/> | 132BU71 | Backrest Tension Adj 3DX Vented <i>*Reference 186BU71 for billing</i> | \$368.00 |
| <input type="checkbox"/> | 132BU89 | Backrest Tension Adj EXO <i>*Reference XXXBU89 for billing</i> | \$390.00 |
| <input type="checkbox"/> | 132BU14 | Omit Back Upholstery | -\$19.00 |

NEW!

| JAY J3 Back | | | |
|--------------------------|---------|--|------------|
| <input type="checkbox"/> | 132JB01 | J3 Back <i>To order a J3 Back please select Omit Back Upholstery. See J3 Back Order Form for Part #'s.</i> | Price List |

| Military Service Patches | | | |
|---------------------------------|---------|-------------------------------------|----|
| <input type="checkbox"/> | 132VU1 | US Marines Patch | NC |
| <input type="checkbox"/> | 132VU2 | US Army Patch | NC |
| <input type="checkbox"/> | 132VU3 | US Navy Patch | NC |
| <input type="checkbox"/> | 132VU4 | US Air Force Patch | NC |
| <input type="checkbox"/> | 132VU12 | Coast Guard Patch | NC |
| <input type="checkbox"/> | 132VU5 | Purple Heart Patch | NC |
| <input type="checkbox"/> | 132VU8 | Purple Heart with Marines Patch | NC |
| <input type="checkbox"/> | 132VU9 | Purple Heart with Army Patch | NC |
| <input type="checkbox"/> | 132VU10 | Purple Heart with Navy Patch | NC |
| <input type="checkbox"/> | 132VU11 | Purple Heart with Air Force Patch | NC |
| <input type="checkbox"/> | 132VU13 | Purple Heart with Coast Guard Patch | NC |

8. ARMREST / SIDEGUARDS

| Armrest - Height Adjustable | | | |
|------------------------------------|---------|---|----------|
| <input type="checkbox"/> | 132AA11 | Single Post Height Adjustable - Std <i>Range 8" - 13". Adjust in 1" increments</i> | \$295.00 |
| <input type="checkbox"/> | 132AA29 | Single Post Height Adjustable - Low <i>Range 6.5" - 10.5". Adjust in 1" increments</i> | \$295.00 |

| Armpad - For Height Adjustable | | | |
|---------------------------------------|---------|----------------------------------|----|
| <input type="checkbox"/> | 132AM23 | Desk Length (10") <i>Classic</i> | NC |
| <input type="checkbox"/> | 132AM21 | Desk Length (10") <i>Contour</i> | NC |
| <input type="checkbox"/> | 132AM24 | Full Length (14") <i>Classic</i> | NC |
| <input type="checkbox"/> | 132AM22 | Full Length (14") <i>Contour</i> | NC |

| Side Guards | | | |
|--|---------|--|----------|
| <i>Increases overall width of chair. Some interference may exist w/ padded SA arms at lowest settings Not available w/Height Adjustable Arms</i> | | | |
| <input type="checkbox"/> | 132SG33 | Plastic Standard | \$163.00 |
| <input type="checkbox"/> | 132SG29 | Plastic Low | \$163.00 |
| <input type="checkbox"/> | 132SG35 | Aluminum NA w/High Push or Pull <i>Wheel Locks</i> | \$368.00 |
| <input type="checkbox"/> | 132SG36 | Aluminum w/ Fender NA w/ High Push <i>or Pull Wheel Locks</i> | \$431.00 |
| <input type="checkbox"/> | 132SG12 | Carbon Fiber NA w/ High Push or Pull <i>Wheel Locks</i> | \$447.00 |
| <input type="checkbox"/> | 132SG41 | Carbon Fiber Long w/LG Fender <i>NA w/High Push or Pull Wheel Locks</i> | \$582.00 |

| Side Guard - Color Option | | | |
|--|---------|---------------------------------|---------|
| <i>Available with Aluminum or Aluminum with Fender. Not applicable to carbon fiber options</i> | | | |
| <input type="checkbox"/> | 132GE01 | Black | NC |
| <input type="checkbox"/> | 132GE02 | Matching Frame- Standard Colors | NC |
| <input type="checkbox"/> | 132GE03 | Matching Frame- Custom Color | \$63.00 |

9. KEY OPTIONS AND ACCESSORIES

| Anti Tips | | | |
|---|---------|--------------------------------|----------|
| <i>Anti Tip Single Side NA 12W-14W range. NA w/Xtender</i> | | | |
| <input type="checkbox"/> | 132AT37 | Anti Tips (Pair) | \$105.00 |
| <input type="checkbox"/> | 132AT14 | Anti Tip Single Side - Flip Up | \$225.00 |
| <input type="checkbox"/> Left <input type="checkbox"/> Right (Facing from rear) | | | |

NEW!

| Additional Pack Accessories | | | |
|------------------------------------|---------|------------------|---------|
| <input type="checkbox"/> | 132A1 | Backpack - Adult | \$97.00 |
| <input type="checkbox"/> | 132A2 | Backpack - Kids | \$90.00 |
| <input type="checkbox"/> | 1321A01 | Seat Pouch Black | \$73.00 |

| Positioning Belt | | | |
|--------------------------|---------|---------------------------------|----------|
| <input type="checkbox"/> | 132A824 | Belt 2" Aircraft Buckle | \$121.00 |
| <input type="checkbox"/> | 132A825 | Belt 2" Aircraft Buckle Padded | \$178.00 |
| <input type="checkbox"/> | 132A826 | Belt 1.5" Auto Buckle Universal | \$79.00 |
| <input type="checkbox"/> | 132A804 | Positioning Belt Clamps Only | \$67.00 |

| Spoke Guards | | | |
|---------------------------------------|---------|---------------------------|----------|
| <i>Only available with Lite spoke</i> | | | |
| <input type="checkbox"/> | 1324A01 | Quickie Black Spoke Guard | \$137.00 |
| <input type="checkbox"/> | 1324A02 | Quickie Clear Spoke Guard | \$137.00 |

| Miscellaneous | | | |
|--------------------------|----------|---------------|----------|
| <input type="checkbox"/> | 132A2100 | Crutch Holder | \$100.00 |
| <input type="checkbox"/> | 1328A21 | Tool Kit | \$37.00 |


10. COLOR

| Standard Frame Color | | | |
|--------------------------|---------|-----------------------------------|----|
| <input type="checkbox"/> | 132C140 | Aztec Gold | NC |
| <input type="checkbox"/> | 132C118 | Bead Blast | NC |
| <input type="checkbox"/> | 132C2 | Black (Not avail as base w/Zebra) | NC |
| <input type="checkbox"/> | 132C141 | Black Cherry | NC |
| <input type="checkbox"/> | 132C10 | Black Opal | NC |
| <input type="checkbox"/> | 132C38 | Blue Opal | NC |
| <input type="checkbox"/> | 132C36 | Candy Blue | NC |
| <input type="checkbox"/> | 132C14 | Candy Purple | NC |
| <input type="checkbox"/> | 132C35 | Candy Red | NC |
| <input type="checkbox"/> | 132C142 | Electric Blue | NC |
| <input type="checkbox"/> | 132C143 | Evergreen | NC |
| <input type="checkbox"/> | 132C44 | Glossy White - Limited Edition | NC |
| <input type="checkbox"/> | 132C126 | Glow | NC |
| <input type="checkbox"/> | 132C144 | Green Apple | NC |
| <input type="checkbox"/> | 132C147 | Hot Sparkle Pink | NC |
| <input type="checkbox"/> | 132C148 | Mauve Pink | NC |
| <input type="checkbox"/> | 132C103 | Rootbeer | NC |
| <input type="checkbox"/> | 132C114 | Sparkle Silver | NC |
| <input type="checkbox"/> | 132C145 | Sunrise Orange | NC |
| <input type="checkbox"/> | 132C113 | Titanium Color Paint | NC |
| <input type="checkbox"/> | 132C8 | Yellow | NC |

| Matte Frame Colors | | | |
|--------------------------|---------|---------------------|----|
| <input type="checkbox"/> | 132C116 | Matte Black | NC |
| <input type="checkbox"/> | 132C151 | Matte Black Cherry | NC |
| <input type="checkbox"/> | 132C150 | Matte Electric Blue | NC |
| <input type="checkbox"/> | 132C149 | Matte Evergreen | NC |
| <input type="checkbox"/> | 132C152 | Matte Purple | NC |

| Frame Graphics | | | |
|--------------------------|---------|---------------|----------|
| <input type="checkbox"/> | 1328A24 | Bloom | \$361.00 |
| <input type="checkbox"/> | 1328A25 | Dragon | \$361.00 |
| <input type="checkbox"/> | 1328A26 | Ghost Flames | \$361.00 |
| <input type="checkbox"/> | 1328A27 | Retro Squares | \$361.00 |
| <input type="checkbox"/> | 1328A28 | Tribal | \$361.00 |

Bloom design



Dragon design



Ghost Flames design



Retro Squares design



Tribal design



| Custom Frame Color | | | |
|--------------------------|---------|--|----------|
| <input type="checkbox"/> | 132C112 | Desert Camouflage | \$320.00 |
| <input type="checkbox"/> | 132C43 | Mossy Oak Camouflage | \$320.00 |
| <input type="checkbox"/> | 132C42 | Stars & Stripes | \$320.00 |
| <input type="checkbox"/> | 132C108 | Zebra (Choose above base color) Std with White unless above base paint is chosen NA w/ Blk, Matte Black, Blk Opal, Titanium or Bead Blast) | \$320.00 |

| Anodized Color Package | | | |
|--|---------|------------|----------|
| <i>Forks, Backcane Bracket, Rear Axle Clamp. NA w/ Frog Legs and</i> | | | |
| <input type="checkbox"/> | 132EB07 | Black | NC |
| <input type="checkbox"/> | 132EB08 | Blue | \$184.00 |
| <input type="checkbox"/> | 132EB09 | Lime Green | \$184.00 |
| <input type="checkbox"/> | 132EB10 | Purple | \$184.00 |
| <input type="checkbox"/> | 132EB11 | Red | \$184.00 |
| <input type="checkbox"/> | 132EB12 | Ti Grey | \$184.00 |
| <input type="checkbox"/> | 132EB13 | Gold | \$184.00 |

Built For Me

To inquire about any unique customization for Quickie products, contact:
Phone: (800) 333 - 4000, Option #3, Fax: (800) 333 9011



Commonly Requested Options Include:

- Swing Away Knee Adductors for Oval Tubing
- One Arm Drive
- Unilateral Wheel Locks
- Seat Pan
- Caster Pin Lock
- Grade Aids
- Active Rigid w/Folding Back
- Spinergy Color Spokes
- Custom color casters (Alum soffroll only)
- 24",25" Glance wheels
- Lifestyle custom paint package (see website)



12. BUNDLING



*Save time! Wheelchair and seating will be delivered together.
Hardware pre-installed.*

Cushions

Jay Cushion: _____

Width: _____ Depth: _____

Notes: _____

Backs

Jay Back: _____

Width: _____ Height: _____

Notes: _____

Headrest

System: _____

Pads: _____

Notes: _____

Hardware: _____

Notes: _____

Jay Positioning Components

Anterior Trunk Supports: _____

Size: _____

Hand and Arm Supports: _____

Size: _____

Pelvic Positioning: _____

Size: _____

Foot Positioning: _____

Size: _____

Notes: _____

11. APPENDIX

Handrim & Wheel Matrix

| Handrims | Wheels | | | | | |
|----------------------------------|-------------|-------------|-------------------|-------------|----------|----------|
| | 5 Spoke Mag | Lite Spoke | Ultra Lightweight | Spinergy | Mountain | Topolino |
| Aluminum Anodized | 20,22,24 | 20,22,24,26 | 22,24,25 | 22,24,25,26 | 24 | 24,25 |
| Plastic Coat | 20,22,24 | 22,24 | N/A | 22,24,25,26 | 24 | 24,25 |
| Natural Fit - Standard Grip | 24 | 22,24,25,26 | N/A | 22,24,25,26 | N/A | 24,25 |
| Natural Fit - No Thumb Grip | 24 | 22,24,25,26 | N/A | 22,24,25,26 | N/A | 24,25 |
| Natural Fit - Super Grip | 24 | 22,24,25,26 | N/A | 22,24,25,26 | N/A | 24,25 |
| Natural Fit LT - Std Grip | 24 | 22,24,25,26 | N/A | 22,24,25,26 | N/A | 24,25 |
| Natural Fit LT - Super Grip | 24 | 22,24,25,26 | N/A | 22,24,25,26 | N/A | 24,25 |
| Natural Fit LT - No Thumb Grip | 24 | 22,24,25,26 | N/A | 22,24,25,26 | N/A | 24,25 |
| Surge - Oval w/Gription Strip | N/A | 22,24,25,26 | N/A | 22,24,25,26 | N/A | 24,25 |
| Surge LT - Oval w/Gription Strip | N/A | 22,24,25,26 | N/A | 22,24,25,26 | N/A | 24,25 |
| Q Grip Neoprene Coated | N/A | 24,25 | N/A | 24,25 | N/A | 24,25 |
| Spinergy Flex Rim | N/A | N/A | N/A | 24,25 | N/A | N/A |
| Omit Handrim | 20,22,24 | N/A | N/A | 22,24,25,26 | 24 | 24,25 |

