



Zippie Voyage
 July 2017
 EIZ16



Date: _____

Dealer Acct #: _____

Dealer: _____

Dealer Contact: _____

Dealer Address: _____

Dealer City: _____ PV: _____ PC: _____

Dealer Phone: () _____ Fax: () _____

Confirm Via: Email Fax

Mark For: _____

Quote Order

SHIPPING INFORMATION

PO#: _____

Ship To: _____

Attention: _____

Address: _____

Address: _____

Ship To City: _____ PV: _____ PC: _____

Ship To Phone: () _____ Fax: () _____

Confirmation Email: _____

DOB (Date of Birth): mn/dd/yr ____/____/____

Designed in conjunction with Baby Jogger allowing their patented quick fold technology which allows one to fold a base unit after removing the seat in one simple step and with a secure fold latch for easy storage. Each unit includes:

- Hand operated Wheel Lock
- 12" rear tires & lt. weight front wheels
- Front caster suspension & swivel locks
- Quick release Front and rear wheels
- Telescoping stroller handle
- Adjustable seating Shell
- Canopy w/ breathable window/mesh pockets
- 45 Tilt
- Fwd & Rwd facing seating capability
- Under carriage storage
- (may be limited when some options chosen)

✓	Option #	Definition	Price	✓	Option #	Definition	Price
---	----------	------------	-------	---	----------	------------	-------

Voyage (Weight Capacity 75lbs)

1. FRAME STYLE

UPDATED			
Frame Style			
<input type="checkbox"/>	199BS7	Voyage with Tilt (Advanced Seating) Includes Solid Seat and Back	\$3,239.00
<input type="checkbox"/>	199BS8	Voyage with Tilt (Advanced Seating) Seat and Back not included	\$3,023.00
<input type="checkbox"/>	199BS9	Voyage with Tilt (Moderate Seating) Includes Moderate Seating	\$3,239.00
<input type="checkbox"/>	199BS14	Voyage with Tilt (Moderate Seating) Seat and Back not included	\$3,023.00

NEW!			
Booster Base Options with seating			
<input type="checkbox"/>	199BS10	Voyage Booster Base w/ tilt and seating (Advanced Seating)	\$3,409.00
<input type="checkbox"/>	199BS11	Voyage Booster Base w/tilt and seating (Moderate Seating)	\$3,409.00
<input type="checkbox"/>	199BS12	JCM Booster Base w/tilt and seating (Advanced Seating)	\$4,429.00
<input type="checkbox"/>	199BS13	JCM Booster Base w/tilt and seating (Moderate Seating)	\$4,429.00

Transit			
<input type="checkbox"/>	199KJ11	Transit Option	NC

NEW!



For Moderate Seating
See page 2



For Advanced Seating
See pages 3 and 4

Option #	Definition	Price	Option #	Definition	Price
----------	------------	-------	----------	------------	-------



2. SIZE/SEATING (Moderate Seating)

Choose section A (when ordering base with seat/back) or B (when ordering base without seat/back)
Moderate Seating is set up in the medium configuration listed in the matrix on page 7.

Section A.			
<input type="checkbox"/>	199KM01	Moderate Seating	NC
<input type="checkbox"/>	199KM02	Recline Feature (required)	\$335.00
Choose Upholstery Color (includes inner covers and crossover canopy)			
<input type="checkbox"/>	199KN01	Blue	NC
<input type="checkbox"/>	199KN02	Red	NC
<input type="checkbox"/>	199KN03	Beige	NC
<input type="checkbox"/>	199KN04	Grey	NC
Positioning - Laterals (Optional)			
<input type="checkbox"/>	199KO01	Laterals (PR) Small	\$155.00
<input type="checkbox"/>	199KO02	Laterals (PR) Large	\$155.00
Positioning - Hip Guides (Optional)			
<input type="checkbox"/>	199KP01	Hip Guides (PR)	\$155.00
<input type="checkbox"/>	199KP03	Infant Insert (PR) Hip Guides Required	\$155.00
Head Supports (Optional)			
<input type="checkbox"/>	199VJ01	Head Supports (PR) Small (Recommended)	\$155.00
<input type="checkbox"/>	199VJ02	Head Supports (PR) Large	\$155.00
Positioning - Medial Support (Optional)			
<input type="checkbox"/>	199KQ01	Medial Support - tall	\$196.00
<input type="checkbox"/>	199KQ02	Medial Support - contour	\$211.00
Grab Bar (Optional)			
<input type="checkbox"/>	199KR01	Grab Bar	\$134.00

OR

Section B.			
<input type="checkbox"/>	199KM03	Moderate Seating	\$278.00
<input type="checkbox"/>	199KM04	Recline Feature (required)	\$335.00
Choose Upholstery Color (includes inner covers and crossover canopy)			
<input type="checkbox"/>	199KN05	Blue	NC
<input type="checkbox"/>	199KN06	Red	NC
<input type="checkbox"/>	199KN07	Beige	NC
<input type="checkbox"/>	199KN08	Grey	NC
Positioning - Laterals (Optional)			
<input type="checkbox"/>	199KO03	Laterals (PR) Small	\$216.00
<input type="checkbox"/>	199KO04	Laterals (PR) Large	\$216.00
Positioning - Hip Guides (Optional)			
<input type="checkbox"/>	199KP02	Hip Guides (PR)	\$216.00
<input type="checkbox"/>	199KP04	Infant Insert (PR) Hip Guides Required	\$216.00
Head Supports (Optional)			
<input type="checkbox"/>	199VJ03	Head Supports (PR) Small (Recommended)	\$165.00
<input type="checkbox"/>	199VJ04	Head Supports (PR) Large	\$165.00
Positioning - Medial Support (Optional)			
<input type="checkbox"/>	199KQ03	Medial Support - tall	\$191.00
<input type="checkbox"/>	199KQ04	Medial Support - contour	\$191.00
Grab Bar (Optional)			
<input type="checkbox"/>	199KR02	Grab Bar	\$149.00

3. WHEELS AND CASTERS

Standard with Quick release rear and front wheels, and front wheel suspension with caster swivel locks

<input type="checkbox"/>	199WQ07	12" Pnuematic w/ Airless Inserts with 7" casters	STD
--------------------------	---------	--	-----

4. FOOTREST

<input type="checkbox"/>	199F329	Angle Adj. Footrest (Required)	\$216.00
--------------------------	---------	--------------------------------	----------

5. POSITIONING AND TRUNK SUPPORTS

JAY Anterior Pelvic Belts - E0978

Standard 2 Point Belt - Push Button 1"			
<input type="checkbox"/>	199ZZ10	No Pad (APB5110)	\$46.00
<input type="checkbox"/>	199ZZ11	4.5" Pad (APB5115)	\$113.00
<input type="checkbox"/>	199ZZ12	5.5" Pad (APB5116)	\$113.00
Standard 2 Point Belt - Push Button 1 1/2"			
<input type="checkbox"/>	199ZZ14	No Pad (APB7210)	\$46.00
<input type="checkbox"/>	199ZZ15	7.5" Pad (APB7212)	\$108.00
V-Contour Pelvic 4 Point Belt - Push Button Varies			
<input type="checkbox"/>	199ZZ23	SM Pad - 1" Push Button (APB3716)	\$211.00
<input type="checkbox"/>	199ZZ24	Med Pad - 1 1/2" Push Button (APB3727)	\$211.00

JAY Anterior Trunk Supports - E0960

<i>Structure Classic not available with Early Intervention Size</i>			
Anterior Trunk Support - Style			
<input type="checkbox"/>	199JY01	Classic Dynamic (ATS8100 Series)	\$221.00
<input type="checkbox"/>	199JY02	Classic Structure (ATS8300 Series)	\$221.00
<input type="checkbox"/>	199JY06	Center Opening Dynamic (ATS8800 Series)	\$221.00
<input type="checkbox"/>	199JY05	Center Opening Structure (ATS9400 Series)	\$221.00
Anterior Trunk Support - Size			
<input type="checkbox"/>	199JZ05	Early Intervention	NC
<input type="checkbox"/>	199JZ06	Xtra-Small	NC
<input type="checkbox"/>	199JZ01	Small	NC

✓	Option #	Definition	Price	✓	Option #	Definition	Price
---	----------	------------	-------	---	----------	------------	-------

2. SIZE/SEATING (Advanced Seating)

Choose section A (when ordering base with seat/back) or B (when ordering base without seat/back)

Section A. (seat options when base with seat/back is ordered) (Advanced Seating)

Cushion includes:			
<input type="checkbox"/>	199CU28	Planar Seat w/o Hip Blocks	NC
<input type="checkbox"/>	199CU41	Planar Seat w/ Hip Block (Pr)	\$244.00
<input type="checkbox"/>	199CU42	Contoured Wedge Seat	\$244.00
<input type="checkbox"/>	199CU43	Contoured Anti Thrust (Ledge) Seat	\$244.00

OR

ADJUSTABLE CONTOUR SEAT includes:			
<input type="checkbox"/>	199ST65	Adjustable Contour Seat	\$276.00
Choose Foam			
<input type="checkbox"/>	199FM1	Soft Foam	NC
<input type="checkbox"/>	199FM2	Medium/Soft Foam	NC
<input type="checkbox"/>	199FM3	Medium Foam	NC

Choose Depth (Based on 1" T Back)			
<input type="checkbox"/>	199SD78	Short 5" - 8" Depth	NC
<input type="checkbox"/>	199SD79	Medium 7" through 10" Depth	NC
<input type="checkbox"/>	199SD80	Long 9" through 13" Depth	NC

Choose Depth (Based on 1" T Back)			
<input type="checkbox"/>	199SD78	Short 5" - 8"	NC
<input type="checkbox"/>	199SD79	Medium 7" through 10"	NC
<input type="checkbox"/>	199SD80	Long 9" through 13" (4" growth)	NC

Section B. (seat options when base ordered without standard seat/back) (Advanced Seating)

Cushion includes:			
<input type="checkbox"/>	199CU39	Planar Seat w/o Hip Blocks	\$244.00
<input type="checkbox"/>	199CU44	Planar Seat w/ Hip Blocks(Pr)	\$363.00
<input type="checkbox"/>	199CU37	Contoured Wedge Seat	\$363.00
<input type="checkbox"/>	199CU38	Contoured Anti Thrust (Ledge) Seat	\$363.00

OR

ADJUSTABLE CONTOUR SEAT includes:			
<input type="checkbox"/>	199ST60	Adjustable Contour Seat	\$379.00
Choose Foam			
<input type="checkbox"/>	199FM1	Soft Foam	NC
<input type="checkbox"/>	199FM2	Medium/Soft Foam	NC
<input type="checkbox"/>	199FM3	Medium Foam	NC

Choose Depth (Based on 1" T Back)			
<input type="checkbox"/>	199SD78	Short 5" - 8" Depth	NC
<input type="checkbox"/>	199SD79	Medium 7" through 10" Depth	NC
<input type="checkbox"/>	199SD80	Long 9" through 13" Depth	NC

Choose Depth (Based on 1" T Back)			
<input type="checkbox"/>	199SD78	Short 5" - 8"	NC
<input type="checkbox"/>	199SD79	Medium 7" through 10"	NC
<input type="checkbox"/>	199SD80	Long 9" through 13"	NC

LOWER BODY SUPPORTS (Advanced Seating)

** Priced as each, selecting these options indicates Qty 2. Hardware Bracket must be chosen with Medial Support.*

Lateral Hip Support (Adjusts from 7.5" to 11" width)

Only available with Planar seat without Hip Blocks and Adj. Contour seat.

<input type="checkbox"/>	199KC4/6	SM (4" x 4", 3/8" thick)*	\$124.00
<input type="checkbox"/>	199KC3/5	LG (5.38" x 4 3/4", 1/2" thick)*	\$124.00

Medial Support

<input type="checkbox"/>	199KH12	SM (3"H x 2.5"W x 4.5"L)	\$155.00
<input type="checkbox"/>	199KH13	LG (3 3/4"H x 4"W x 6"L)	\$155.00
<input type="checkbox"/>	199HE77	Hardware Medial Support Brkt	\$278.00

Lateral Thigh Support (Adjusts from 3.5" to 11" width)

Only available with Planar seat without Hip Blocks and Adj. Contour seat.

<input type="checkbox"/>	199KF4/6	SM (4" x 4", 3/8" thick)*	\$124.00
<input type="checkbox"/>	199KF3/5	LG (5.38" x 4 3/4", 1/2" thick)*	\$124.00

3. WHEELS AND CASTERS

Standard with Quick release rear and front wheels, and front wheel suspension with caster swivel locks

<input type="checkbox"/>	199WQ07	12" Pnuematic w/ Airless Inserts with 7" casters	STD
--------------------------	---------	--	-----

4. FOOTREST

<input type="checkbox"/>	199F312	Angle Adj. Footrest (Required)	\$216.00
--------------------------	---------	--------------------------------	----------

Footrest adjustment range 1.5" - 12". Short Range, the footplate will be inverted. Choose desired setting, if not chosen Long range is default.

<input type="checkbox"/>	199F313	Preset in short range 1.5"-4"	NC	<input type="checkbox"/>	199F314	Preset in long range 4.5" - 12"	NC
--------------------------	---------	-------------------------------	----	--------------------------	---------	---------------------------------	----

✓	Option #	Definition	Price	✓	Option #	Definition	Price
---	----------	------------	-------	---	----------	------------	-------

5. BACKREST (Advanced Seating Only)

BACKREST SHELL			
<input type="checkbox"/>	199BT111	Short 7" to 13" Height	NC
Desired Backrest Height Setting (Bold indicates default, when not picked)			
<input type="checkbox"/>	7"	<input type="checkbox"/>	8"
<input type="checkbox"/>	9"	<input type="checkbox"/>	10"
<input type="checkbox"/>	11"	<input type="checkbox"/>	12"
<input type="checkbox"/>	13"		
<input type="checkbox"/>	199BT112	Tall 10" to 17" Height	NC
Desired Backrest Height Setting (Bold indicates default, when not picked)			
<input type="checkbox"/>	10"	<input type="checkbox"/>	11"
<input type="checkbox"/>	12"	<input type="checkbox"/>	13"
<input type="checkbox"/>	14"	<input type="checkbox"/>	15"
<input type="checkbox"/>	16"	<input type="checkbox"/>	17"

BACKREST OPTION			
<input type="checkbox"/>	199KJ9	Recline Feature (90 - 135 range)	\$402.00

BACK/SEATING OPTIONS
Choose section A. (when ordering base with seat/back) or B. (when ordering base without seat/back)

Section A. (Backrest options when base with seat/back is ordered) (Advanced Seating)			
" T " Back 1" Thick		" T " Back 2.5" Thick	
<input type="checkbox"/>	199BT35	Short 8" to 10"	NC
<input type="checkbox"/>	199BT28	Medium 10" to 12"	NC
<input type="checkbox"/>	199BT29	Tall 12" to 14"	NC
<input type="checkbox"/>	199BT56	Extra Tall 14" to 16" (n/a w Short Backrest Shell)	NC
OR			
2.5" "T" Back is used for seat depths as small as 3.5", backrest has removable foam for additional depth growth without adjusting seat pan.			
<input type="checkbox"/>	199BT115	Short 8" to 10"	\$88.00
<input type="checkbox"/>	199BT116	Medium 10" to 12"	\$88.00
<input type="checkbox"/>	199BT117	Tall 12" to 14"	\$88.00
<input type="checkbox"/>	199BT118	Extra Tall 14" to 16" (n/a w Short Backrest Shell)	\$88.00

Section B. (Backrest options when base ordered without standard seat/back) (Advanced Seating)			
" T " Back 1" Thick		" T " Back 2.5" Thick	
<input type="checkbox"/>	199BT103	Short 8" to 10"	\$361.00
<input type="checkbox"/>	199BT104	Medium 10" to 12"	\$361.00
<input type="checkbox"/>	199BT105	Tall 12" to 14"	\$361.00
<input type="checkbox"/>	199BT106	Extra Tall 14" to 16" (n/a w Short Backrest Shell)	\$361.00
OR			
2.5" "T" Back is used for seat depths as small as 3.5", backrest has removable foam for additional depth growth without adjusting seat pan.			
<input type="checkbox"/>	199BT107	Short 8" to 10"	\$464.00
<input type="checkbox"/>	199BT108	Medium 10" to 12"	\$464.00
<input type="checkbox"/>	199BT109	Tall 12" to 14"	\$464.00
<input type="checkbox"/>	199BT110	Extra Tall 14" to 16" (n/a w Short Backrest Shell)	\$464.00

Head Supports (Advanced Seating only)			
Hardware allows the headrest to be flushmounted to backrest when above shell. When choosing a Headrest option, Hardware Bracket must be chosen, Hardware avail individually as well. Headrest Ht. Adj. Range based on Backrest shell hgt chosen in Sec. 5. i.e. Short Height adj.9" - 19.5" & Tall Height Adj.13"-23.5" from seat pan.			
<input type="checkbox"/>	199HE40	Whitmyer 8" Plush	\$330.00
<input type="checkbox"/>	199HE41	Whitmyer 10" Plush	\$330.00
<input type="checkbox"/>	199HE42	Whitmyer SM Contour Cradle	\$330.00
<input type="checkbox"/>	199HE43	Whitmyer Med Contour Cradle	\$330.00
<input type="checkbox"/>	199HE29	Whitmyer Sm Adjust-a-Plush	\$374.00
<input type="checkbox"/>	199HQ6	Whitmyer DFS(Forehead Strap) Squared for Single pad, must order Whitmyer headrest	\$170.00
<input type="checkbox"/>	199HE31	Hardware Bracket Only (can be chosen w/o headrest)	\$129.00

POSITIONING AND TRUNK SUPPORTS (Advanced Seating only)
For the supports, Voyage will be set up at factory, insert dimensions on last page spec drawing. Not required, will default to std. settings

Lateral Trunk Support (Adjustment listed below)			
Laterals Height Adjustment Range based on Backrest shell height chosen in Sec. 5. i.e. Short Height Lats adj. 3" - 12", Tall Height Lats Adj. 3" - 17"			
*Priced as each, selecting these options indicates Qty 2.			
<input type="checkbox"/>	199KE25/24	Fixed Angle Adjustable*	NC
<input type="checkbox"/>	199KD15/19	<input type="checkbox"/> Large Straight Pad 3" x 6"	\$103.00
<input type="checkbox"/>	199KD13/17	<input type="checkbox"/> Small Straight Pad 2" x 6"	\$103.00
*Fixed adj. 1"-10" widths			
<input type="checkbox"/>	199KE42/41	Swing Away*	\$276.00
<input type="checkbox"/>	199KD15/19	<input type="checkbox"/> Large Straight Pad 3" x 6"	\$103.00
<input type="checkbox"/>	199KD16/20	<input type="checkbox"/> Large Curved Pad 3" x 6"	\$103.00
<input type="checkbox"/>	199KD13/17	<input type="checkbox"/> Small Straight Pad 2" x 6"	\$103.00
<input type="checkbox"/>	199KD14/18	<input type="checkbox"/> Small Curved Pad 2" x 6"	\$103.00
*S/A Std. adj. 1"-8" widths			

Anterior Trunk H Strap Support			
<input type="checkbox"/>	199SS2	XX Small H Strap 5 Point	\$170.00

Anterior Trunk Butterfly Support (Adj listed below)			
Dimensions are seat to shoulder height.			
<input type="checkbox"/>	199K11	XX Small Butterfly Pad (< 10")	\$134.00
<input type="checkbox"/>	199K12	X Small Butterfly Pad (10" - 12")	\$134.00
<input type="checkbox"/>	199K13	Small Butterfly Pad (12" - 14")	\$134.00
<input type="checkbox"/>	199K14	Medium Butterfly Pad (14" - 16")	\$134.00
<input type="checkbox"/>	199K15	Large Butterfly Pad (>16")	\$134.00

Trunk Support Options			
Only available with Butterfly Support			
<input type="checkbox"/>	199SS1	Shoulder Strap Pads	\$31.00

JAY Anterior Trunk Support			
<input type="checkbox"/>	199A827	JAY Contour Dynamic EI Pad	\$185.00
<input type="checkbox"/>	199A828	JAY Contour Dynamic XS Pad	\$185.00
<input type="checkbox"/>	199A829	JAY Contour Dynamic Sml Pad	\$185.00

✓	Option #	Definition	Price	✓	Option #	Definition	Price
---	----------	------------	-------	---	----------	------------	-------

6. KEY OPTIONS

Shoe Holders			
<input type="checkbox"/>	199A68	6" Long Shoe Holders	\$149.00
<input type="checkbox"/>	199A69	8" Long Shoe Holders	\$149.00

Foot Straps			
<input type="checkbox"/>	199A79	16" Foot Straps with Covers	\$57.00
<input type="checkbox"/>	199A80	18" Foot straps with Covers	\$57.00

Upper Extremity Support Tray (Angle Adjustable Hardware Incl)			
<i>Tray Mount adjusts from 4.5"-7.5" with 1" tall cushion</i>			
<input type="checkbox"/>	199A91	Light Grey	\$206.00
<input type="checkbox"/>	199A92	Clear Poly	\$221.00

Pelvic Positioning Belt (Advanced Seating only)			
<i>Must use when ordering Anterior Trunk Supports.</i>			
<input type="checkbox"/>	199A14	1" Padded	\$57.00
<input type="checkbox"/>	199A15	1.5" Padded	\$57.00
<input type="checkbox"/>	199A263	1" Padded Auto Style (Dual Pull)	\$67.00
<input type="checkbox"/>	199A256	1.5" Padded Auto Style	\$67.00
<input type="checkbox"/>	199A830	JAY Medial 4 Point Belt XS Pad	\$118.00
<input type="checkbox"/>	199A831	JAY Medial 4 Point Belt Sml Pad	\$118.00

✓ Option #	Definition	Price	✓ Option #	Definition	Price
------------	------------	-------	------------	------------	-------

6. KEY OPTIONS Cont.

Below accessories not available with Booster Base

Accessories			
<input type="checkbox"/>	199LF1	Dovetail Vertical Frame Mounted Hardware for LTV ventilators (limit 15#) includes 1 Utility hook	\$474.00
<input type="checkbox"/>	199LF11	Dovetail Vertical Frame Mounted Hardware for Trilogy ventilators (limit 15#) includes 1 Utility hook	\$474.00
<input type="checkbox"/>	199LF2	Battery and Vent/Utility Underframe Tray (limit 50#, ideal for U1 or Grp 22 Batteries) includes 1 Utility hook	\$536.00
<input type="checkbox"/>	199LF3	Front Mount Utility platform (limit 50#)	\$474.00
<input type="checkbox"/>	199LF4	Rear Add on Accessory platform (limit 45# or one Grp 24 battery) includes 1 Utility hook. Must be removed or folded before folding base	\$170.00

Accessories Cont.			
<input type="checkbox"/>	199A74	IV Support Pole	\$221.00
<input type="checkbox"/>	199A713	O2 Tank Holder	\$268.00
<input type="checkbox"/>	199A714	IV/O2 Combination	\$397.00
<input type="checkbox"/>	199LF5	Cup Holder/ Bottle/Feeding	\$52.00
<input type="checkbox"/>	199LF7	Utility Hook (i.e.suction canister)	\$26.00
<input type="checkbox"/>	199A462	Rain Cape	\$232.00

NEW!

Floor Sitter/ Feeder Base			
<input type="checkbox"/>	199A083	Folding Booster Base (Ht. Adj.)	\$1,854.00
<input type="checkbox"/>	199A082	JCM Folding Booster Base (Ht. Adj.)	\$3,208.00



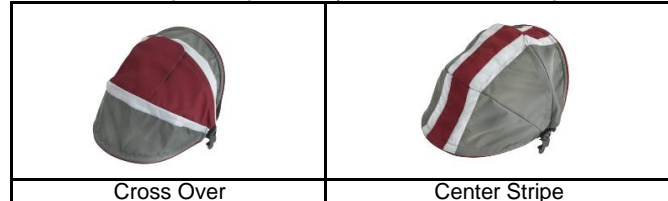
7. COLORS (Advanced Seating Only)

Color Options - Solid			
Solid Colors			
<input type="checkbox"/>	199CL9	Purple	NC
<input type="checkbox"/>	199CL20	Pink Sorbet	NC
<input type="checkbox"/>	199CL11	Green	NC
<input type="checkbox"/>	199CL12	Navy Blue	NC
<input type="checkbox"/>	199CL13	Orange	NC
<input type="checkbox"/>	199CL17	Turquoise	NC
<input type="checkbox"/>	199CL16	Black	NC
<input type="checkbox"/>	199CL18	Burgundy	NC

Color Options - Print (Std. Trim listed behind each print)			
<input type="checkbox"/>	199CL19	Leopard (Std w/ Black Trim)	NC
<input type="checkbox"/>	199CL14	Butterflies (Std w/Purple Trim)	NC
<input type="checkbox"/>	199CL15	Red Race Flags (Std w/ Red Trim)	NC

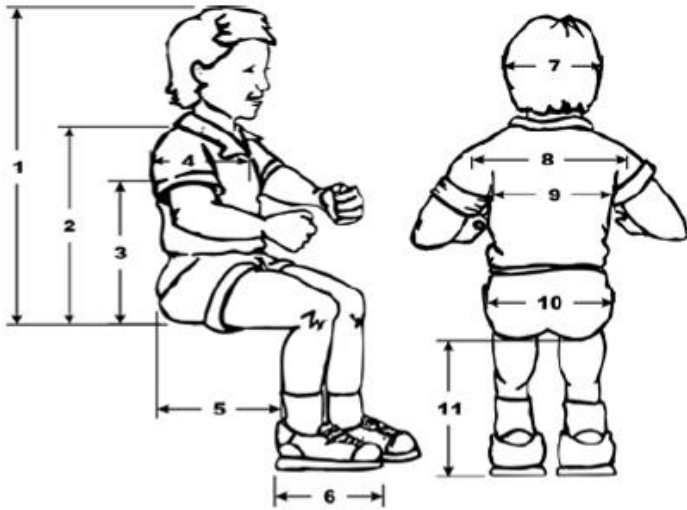
Custom Option (Only available with Prints)			
<input type="checkbox"/>	199C001	Custom Color Selection: Choose & Enter from Solid Color Options:	\$103.00

Canopy Pattern			
<input type="checkbox"/>	199UF01	Cross Over	NC
<input type="checkbox"/>	199UF02	Center Stripe	NC



✓	Option #	Definition	Price	✓	Option #	Definition	Price
---	----------	------------	-------	---	----------	------------	-------

Desired Set Up Specifications (Not Required)



Child's Name _____

Age: _____

Diagnosis: _____

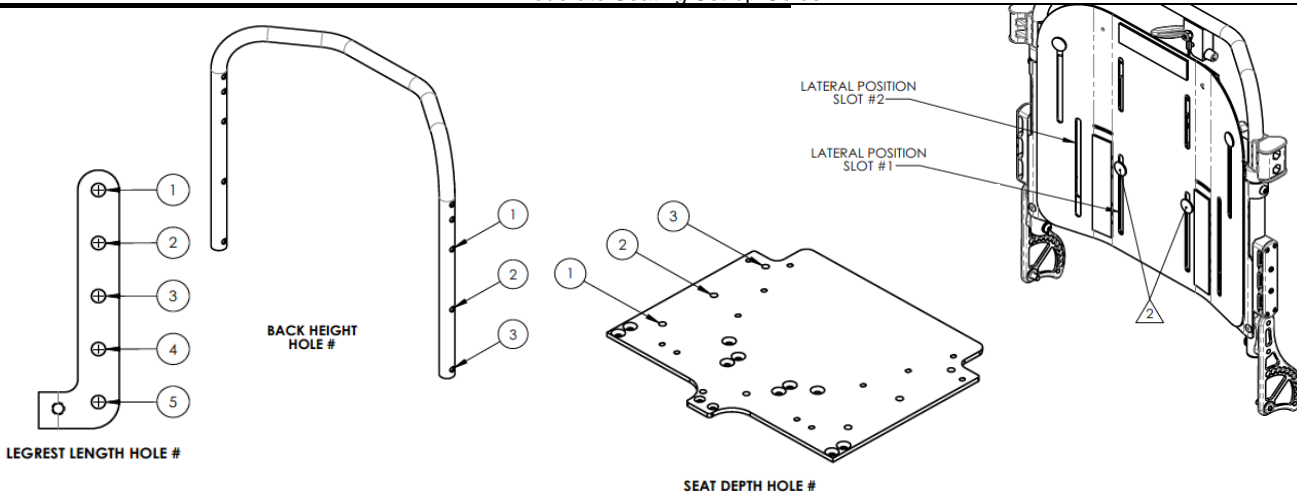
Height: _____

Weight: _____

- | | |
|------------------------------------|------------------------------------|
| 1. Top of Head to Seat: _____ | 7. Width of Head: _____ |
| 2. Top of Shoulder to Seat*: _____ | 8. Shoulder Width: _____ |
| 3. Under Arm to Seat: _____ | 9. Chest Width: _____ |
| 4. Trunk Depth: _____ | 10. Hip Width: _____ |
| 5. Actual Sitting Depth*: _____ | 11. Left Lower Leg Length*: _____ |
| 6. Foot Length: _____ | 12. Right Lower Leg Length*: _____ |

* Critical Dimensions

Moderate Seating Set-up Guide



	BACK HEIGHT		LATERAL POSITION		SEAT DEPTH		SEAT WIDTH		LEGREST LENGTH	
	HOLE #	RANGE (IN)	SLOT	RANGE (IN)	HOLE #	RANGE (IN)	SLOT	RANGE (IN)	HOLE #	RANGE (IN)
SM	1	16.25-20	1IN	5-7.5	1&2	8	IN	9.5	1&2	6.0-9.0
MED	2	19.25-23.25	1OUT	5-7.5	2&3	10.5	MIDDLE	10.5	3&4	7.75-11
LG	3	22.5-24	2MED	8-11.5	2&3	13	OUT	12	4&5	9-12.25