



# Quickie Pulse 6™ Quickship

July 2018



Account: \_\_\_\_\_  
 Date: \_\_\_\_\_  
 PO#: \_\_\_\_\_  
 Buyer: \_\_\_\_\_  
 Marked For: \_\_\_\_\_

Ship To: \_\_\_\_\_  
 Name: \_\_\_\_\_  
 Address: \_\_\_\_\_  
 City, Province, Postal Code: \_\_\_\_\_  
 Phone: \_\_\_\_\_

QUICKIE PULSE 6™		
<input type="checkbox"/>	195PC74 Quickie Pulse 6™ Base Package 300 lbs. 6 mph 4-pole Motor Package 13" Drive Wheels (Flat Free Insert N/C)	\$6,680.00

Shroud Color		
<input type="checkbox"/>	195EZ02 High Gloss Black	NC

User Weight		
<input type="checkbox"/>	195WG03 <b>WEPF</b> 251-300 lbs.	NC

Transit Option		
<input type="checkbox"/>	195TO25 ISO Transit Package (N/A with Vent or Captain Seat)	NC

Batteries		
<input type="checkbox"/>	195AG01 22NF STD Post Batteries (Pair) w/ Straps	\$658.00

Drive Control Options		
<input type="checkbox"/>	195ER01 R-Net Non-expandable Controller and Joystick	NC

Joystick Mount		
<input type="checkbox"/>	195JM11 Swing Away Mount	\$412.00

### Notes

---



---



---



---

Seat Type		
<input type="checkbox"/>	195ST56 Quickie ASAP II	NC

ASAP II FRAME SIZE RANGE		
<input type="checkbox"/>	195FU18 Adjustable 16" x 12" to 20" x 20"	NC

Backrest Frame Type		
<input type="checkbox"/>	195BT8 Angle Adjustable	NC

Angle Adjustable Backrest Options		
<input type="checkbox"/>	195OD8 Non-Folding Backrest	NC

Cane Angle		
<input type="checkbox"/>	195BP40 Straight Back Post	NC

Cane Adjustable Height <i>(Upholstery Height Measured pan to top of upholstery)</i>		
<input type="checkbox"/>	195B5 Fixed Med (17.5")	NC

Towel Bar Depth		
<input type="checkbox"/>	195QT04 Deep (Extends 4" from back canes for deep backs)	NC

Armrests & Armpads		
<input type="checkbox"/>	195EG22 Long Dual Post Flip Back HT Adj 10"-15"	\$401.00
<input type="checkbox"/>	195AE02 Full Length Waterfall (14") - Left Arm Pad	NC
<input type="checkbox"/>	195AB02 Full Length Waterfall (14") - Right Arm Pad	NC

Non-Powered Swing Away Legrests		
<input type="checkbox"/>	195H2 70° Swing Away	NC
<input type="checkbox"/>	195F282 Adult Angle Adjustable Footplate	\$217.00
<input type="checkbox"/>	195HL10 Heel Loop	NC

Fixed Center Mount Legrests (Includes Footplate)		
<input type="checkbox"/>	195H134 Fixed Center Mount Short	NC


Hanger Extensions		
<input type="checkbox"/>	195E2 Medium	NC

Positioning Belt - Select for any style seat		
<input type="checkbox"/>	195EJ01 Auto Style Buckle	NC




# JAY® Bundling Quickship

## HEADREST


14" Plush Pad	
	P1400L <input type="checkbox"/> \$239.00

OR

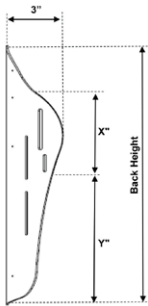
Adjust-A-Plush Standard	
	P8088L <input type="checkbox"/> \$387.00


Lin X Core Mount & Hardware	
	LX7000Q <input type="checkbox"/> \$158.00  <b>*No tools required</b>

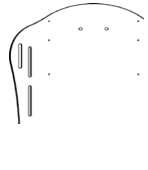
AND

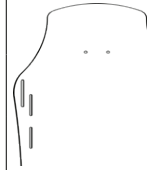
Detachable Mounting Bracket	
	M2300 <input type="checkbox"/> \$139.00

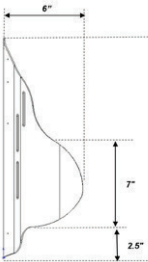
## BACK




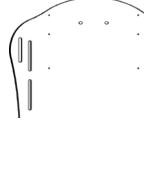
Mid Thoracic (MT)	Width	15.0" (Height)
	16"	J3PLMTT16SH <input type="checkbox"/> \$842.00
	18"	J3PLMTT18SH <input type="checkbox"/> \$842.00
	20"	J3PLMTT20SH <input type="checkbox"/> \$842.00


Upper Thoracic (UT)	Width	18.0" (Height)
	16"	J3PLUTM16SH <input type="checkbox"/> \$920.00
	18"	J3PLUTM18SH <input type="checkbox"/> \$920.00
	20"	J3PLUTM20SH <input type="checkbox"/> \$920.00

Shoulder Height (SH)	Width	21.0" (Height)
	16"	J3PLSHS16SH <input type="checkbox"/> \$948.00
	18"	J3PLSHS18SH <input type="checkbox"/> \$948.00
	20"	J3PLSHS20SH <input type="checkbox"/> \$948.00





Mid Thoracic (MT)	Width	15.0" (Height)
	16"	J3PDMTT16SH <input type="checkbox"/> \$902.00
	18"	J3PDMTT18SH <input type="checkbox"/> \$902.00
	20"	J3PDMTT20SH <input type="checkbox"/> \$902.00

Upper Thoracic (UT)	Width	18.0" (Height)
	16"	J3PDUTM16SH <input type="checkbox"/> \$1,011.00
	18"	J3PDUTM18SH <input type="checkbox"/> \$1,011.00
	20"	J3PDUTM20SH <input type="checkbox"/> \$1,011.00

Shoulder Height (SH)	Width	21.0" (Height)
	16"	J3PDSHS16SH <input type="checkbox"/> \$1,083.00
	18"	J3PDSHS18SH <input type="checkbox"/> \$1,083.00
	20"	J3PDSHS20SH <input type="checkbox"/> \$1,083.00

## CUSHION

JAY Fusion Cushion		
	JFUSIONXXYY Note: XX= Width and YY = Depth	<input type="checkbox"/> Fluid <b>OR</b> <input type="checkbox"/> Air single valve <input type="checkbox"/> Reduced profile
	XX: _____ YY: _____	
Extra Cover	CJFUSIONXXYY XX: _____ YY: _____	\$145.00

JAY Union Cushion		
	JUXXYY Note: XX= Width and YY = Depth	<input type="checkbox"/> Reduced profile
	XX: _____ YY: _____	

## POSITIONING

<input type="checkbox"/>	JARM18F	Arm Trough 18" Long w/Fx Mnt Hdw	\$339.00
<input type="checkbox"/>	JARM22F	Arm Trough 22" Long w/Fx Mnt Hdw	\$339.00
<input type="checkbox"/>	JARM18SA	Arm Trough 18" Long w/ SA Hdw	\$339.00
<input type="checkbox"/>	JARM22SA	Arm Trough 22" Long w/ SA Hdw	\$339.00
<input type="checkbox"/>	JFOOTSS	Footbox Single Std Ht	\$361.00
<input type="checkbox"/>	JFOOTST	Footbox Single Tall Ht	\$361.00
<input type="checkbox"/>	JFOOT16S	Full Foot Box 16w Std Ht.	\$492.00
<input type="checkbox"/>	JFOOT18S	Full Foot Box 18w Std Ht.	\$492.00
<input type="checkbox"/>	JFOOT20S	Full Foot Box 20w Std Ht.	\$519.00

<input type="checkbox"/>	JFOOT16T	Full Foot Box 16w Tall Ht.	\$557.00
<input type="checkbox"/>	JFOOT18T	Full Foot Box 18w Tall Ht.	\$557.00
<input type="checkbox"/>	JFOOT20T	Full Foot Box 20w Tall Ht.	\$640.00
<input type="checkbox"/>	PLS3010	Padded Calf Panel - Small (14 W)	\$95.00
<input type="checkbox"/>	PLS3020	Padded Calf Panel - Medium (16 W)	\$95.00
<input type="checkbox"/>	PLS3030	Padded Calf Panel - Large (18 W)	\$95.00
<input type="checkbox"/>	APB7242	1.5' Belt - Small	\$95.00
<input type="checkbox"/>	APB7243	1.5' Belt - Medium	\$95.00
<input type="checkbox"/>	APB7244	1.5' Belt - Large	\$95.00