

Account: _____	Ship To: _____
Date: _____	Name: _____
PO#: _____	Address: _____
Buyer: _____	City, Province, Postal Code: _____
Marked For: _____	Phone: _____

✓ Option #	Definition	Price	✓ Option #	Definition	Price
------------	------------	-------	------------	------------	-------

1. * QUICKIE Pulse™ 6 (Select One)

QUICKIE Pulse™ 6 BC			
<input type="checkbox"/>	Quickie Pulse™ 6 BC w/ASAPII Seat (Fig 1.1)		\$6,680.00
195PC74	Base Package		\$6,680.00

QUICKIE Pulse™ 6 CC			
<input type="checkbox"/>	Quickie Pulse™ 6 CC w/Capt Seat and Cushion (Fig 1.3)		\$7,081.00
195PC75	Base Package		\$6,680.00
195EG24	Flip Back ht adj removable armrest CC		\$401.00

QUICKIE Pulse™ 6 BC			
<input type="checkbox"/>	Quickie Pulse™ 6 BC w/Capt Back/Sld Seat Pan (Fig 1.2)		\$7,081.00
195PC77	Base Package		\$6,680.00
195EG25	Flip Back ht adj removable armrest BC		\$401.00

BC Seating Specifications				
Typical Chair Weight	W/battery	235 lbs	W/O Battery	157 lbs
Transit	ISO occupied approved / WC19 with Capt Seat			
Seat Type	ASAP II / Optional Capt Back w/ seat pan.			
Seat size range	Width	12"-22"	Depth	12"-22"
STFH range	ASAP II	16.2" - 20.2"	Capt	16.2" - 19.4"
Power Seating	9" Seat elevator			

CC Seating Specifications				
Typical Chair Weight	W/battery	250 lbs	W/O Battery	172 lbs
Transit	WC-19 with optional Lap Belt.			
Seat Type	Captain Seat w/ removable seat cushion			
Seat size range	Width	16" - 20"	Depth	15" - 22"
STFH range	16.2" - 19.4"			
Power Seating	9" Seat elevator			



Fig 1.1 Pulse™ 6 BC



Fig 1.2 Pulse™ 6 BC
Capt Back and Solid Seat Pan



Fig 1.3 Pulse™ 6 CC

QUICKIE Pulse™ 6 Base Specifications

Drive Wheel Position	Midwheel Drive			
User weight Cap	300 lbs.			
Base size	Width	24"	Length	34"
			Turn Radius	18"
Drive Control	VR-2 90A (non-expand)		R-net EL90 (Expandable)	
Driving Range	Up to 13.5 miles			
Drive Motors	4-pole 6 mph			

Drive Wheels	13" Drive Wheels w/ flat free insert (Black)			
Tires/Casters	7" Front / 6" rear (Black)			
Charger	8A Dual Mode Charger (Compact) CTE			
Battery Size	Group 22			
Shroud Colors	12 standard colors, 3 upgrade prints.			
Ground Clearance	3"			

2. BASE CHAIR OPTIONS

* Shroud Color			
<input type="checkbox"/>	195EZ01	Candy Apple Red	NC
<input type="checkbox"/>	195EZ02	High Gloss Black	NC
<input type="checkbox"/>	195EZ03	Candy Blue	NC
<input type="checkbox"/>	195EZ04	Silver	NC
<input type="checkbox"/>	195EZ05	Copper	NC
<input type="checkbox"/>	195EZ08	Green Apple	NC
<input type="checkbox"/>	195EZ09	Yellow	NC
<input type="checkbox"/>	195EZ10	Pearl Pink	NC
<input type="checkbox"/>	195EZ11	Candy Purple	NC
<input type="checkbox"/>	195EZ12	Matte Black	NC
<input type="checkbox"/>	195EZ13	Midnight Blue	NC
<input type="checkbox"/>	195EZ15	Pearl White	NC
<input type="checkbox"/>	195EZ06	Digital Camo	\$557.00
<input type="checkbox"/>	195EZ07	Woodland Camo	\$557.00
<input type="checkbox"/>	195EZ14	Carbon Fiber Print	\$557.00
<input type="checkbox"/>	195EZ17	Pink Camo	\$557.00
<input type="checkbox"/>	195EZ18	Grunge Skulls	\$557.00
<input type="checkbox"/>	195EZ16	American Flag	\$557.00

Drive wheel/tire package			
<input type="checkbox"/>	195DW60	Cast Wheel Solid Dual Density Inserts Black Knobby Tires and Black Casters	Std

* User weight			
<input type="checkbox"/>	195WG06	< 150 lbs.	NC
<input type="checkbox"/>	195WG13	151-200 lbs.	NC
<input type="checkbox"/>	195WG14	201-250 lbs.	NC
<input type="checkbox"/>	195WG03	251-300 lbs.	NC

Ventilator Options			
<i>Not available w/ Transit, Power Legs or Capt seat.</i>			
<input type="checkbox"/>	195VT4	Fixed Vent Tray (Pulmonetic LTV Models)	\$562.00

* Motor Package			
<input type="checkbox"/>	195PF88	300 lbs 6 mph 4-Pole	Std

* Transit Option			
<input type="checkbox"/>	195TO40	Omit Transit	NC
<input type="checkbox"/>	195TO25	ISO Transit Package for use with ASAP II seating.	NC
<input type="checkbox"/>	195WN01	WC-19 Transit Package for use with Captain Seating. (Optional Transit Belt Below)	NC

WC-19 Transit Lap Belt			
<input type="checkbox"/>	195WN02	WC-19 Transit Lap Belt	\$222.00

Pre-Set Seat Frame Angle			
<input type="checkbox"/>	195FA10	0°	NC
<input type="checkbox"/>	195FA3	3° NA with +3" or +4" STFH or lift	NC
<input type="checkbox"/>	195FA4	6° NA with +3" or +4" STFH or Lift	NC

Seat Height			
<i>(Measured in the front) - Obtain Quote to verify est. STFH</i>			
<input type="checkbox"/>	195HT44	Position "0"	NC
<input type="checkbox"/>	195HT45	+1" Seat to Floor Height	NC
<input type="checkbox"/>	195HT46	+2" Seat to Floor Height	NC
<input type="checkbox"/>	195HT47	+3" Seat to Floor Height	NC
<input type="checkbox"/>	195HT48	+4" Seat to Floor Height	NC

STFH Matrix					
Seating Type and Power Option Combinations	Seat-to-Floor Height at 0 Pre-tilt				
	Low	+1"	+2"	+3"	+4"
ASAP II No power seating	16"	17"	18"	19"	20"
ASAP II Lift only	18.4"	19.4"			
Captain Seat (From Pan)	16"	17"	18"		
Captain Seat with Lift (From Pan)	18.2"	19.2"			
Adding seat angle will increase STFH by 1" for each incremental change.					

3. BATTERIES and CHARGERS

Batteries			
<input type="checkbox"/>	195AG21	GP22 Flat Top Batteries Pair w/strap	\$626.00
<input type="checkbox"/>	195AG05	Omit batteries (Includes harness)	NC

Battery Charger			
<input type="checkbox"/>	195BJ19	8A Dual Mode Charger (Compact) CTE	NC

* Required Selection for all models

4. ELECTRONICS

Drive Control Options

Non-Expandable Controllers		
<input type="checkbox"/>	195ER01 Non-expandable VR2-90 controller (NA with High Speed Motor package)	NC

Expandable Controllers		
<input type="checkbox"/>	195ER02 R-net Expandable Drive Control Upgrade (90A)	NC
<input type="checkbox"/>	195EX01 Expandable Controller - R-net	\$562.00
<input type="checkbox"/>	195EX02 Harnessing for Expandable Controller	NC

VR2 Joystick (non-expandable)		
<input type="checkbox"/>	195J94 Non Expandable VR2 Joystick	NC

R-net Joystick		
<input type="checkbox"/>	195J70 Std LED Joystick for R-net Ctrl's	NC
<input type="checkbox"/>	195J108 CJSM1: Joystick Standard: w/Stereo Jacks & Color Display	\$168.00
<input type="checkbox"/>	195J114 CJSM2: Joystick Advanced: 3.5" Color Display, Paddle Switches, Shortcut Keys, IR, BT, and Stereo Jack.	\$1,202.00
<input type="checkbox"/>	195J95 Omit JS. For use with OMNI	NC

Joystick Mount (Fixed, Swing Away, Retractable, Mid)		
<input type="checkbox"/>	195JM10 Fixed Mount	NC
<input type="checkbox"/>	195JM11 Swing Away Mount	\$412.00
<input type="checkbox"/>	195JM15 Retractable Joystick mount w/45° stops	\$765.00
<input type="checkbox"/>	195JM14 Mid Line Mount	\$412.00

Joystick Mount (Location)		
<i>Height Adjustable.</i>		
<input type="checkbox"/>	195HM1 Right Side Mount	NC
<input type="checkbox"/>	195HM2 Left Side Mount	NC

Joystick Handle (Optional)		
<input type="checkbox"/>	195JH1 Ball Handle	\$101.00
<input type="checkbox"/>	195JH2 Foam Ball Handle	\$101.00
<input type="checkbox"/>	195JH4 T-Handle	\$101.00
<input type="checkbox"/>	195JH6 Goalpost	\$101.00

Attendant Control		
<input type="checkbox"/>	1950A01 Attendant Control for VR-2	\$1,131.00
<input type="checkbox"/>	1950A02 Attendant Control for R-net	\$1,131.00

Attendant Mounting location		
<input type="checkbox"/>	195DN1 Mounting location: Right Back Cane	NC
<input type="checkbox"/>	195DN2 Mounting Location: Left Back Cane	NC

R-net OMNI and Output Options

(For expandable controls, choose all that apply)		
<input type="checkbox"/>	195ON1 R-net OMNI Input Control Module and display with built-in Infrared and armrest mount. Choose mount below. (required for Specialty Input Devices.)	\$2,201.00
<input type="checkbox"/>	195ON2 R-net Output Module (ECM)	\$1,131.00

OMNI Mount

(If used with Joystick must be mounted opposite side)		
<input type="checkbox"/>	195DS04 Swing Away Left Side OMNI Mount	NC
<input type="checkbox"/>	195DS03 Swing Away Right Side OMNI Mount	NC

Switch inputs for R-net Joysticks or OMNI

Drive or Mode / Profile Control		
<input type="checkbox"/>	195SW22 Stereo to 2 Mono Splitter	\$79.00
<input type="checkbox"/>	195SW1 Buddy Button Switch	\$101.00
<input type="checkbox"/>	195SW4 Micro Light Switch	\$101.00
<input type="checkbox"/>	195SW24 Egg Switch-Black	\$127.00
<input type="checkbox"/>	195SW21 Dual toggle switch and bracket	\$227.00
<input type="checkbox"/>	195SW35 Switch-It Mini 1 button on Mono plug	\$284.00
<input type="checkbox"/>	195SW36 Switch-It Mini 2 button on 2 Mono plugs	\$284.00
<input type="checkbox"/>	195SW37 Switch-It Mini 2 button on 1 Stereo plug	\$284.00
<input type="checkbox"/>	195SW38 Switch-It Mini 4 button on DB9 connector	\$284.00

Single Switch Mount Bracket

<input type="checkbox"/>	195EM01 Single Switch Mount Bracket	\$262.00
--------------------------	-------------------------------------	----------

Electronic Programmers

<input type="checkbox"/>	195PR2 VR-2 Hand Held Programmer	\$562.00
<input type="checkbox"/>	195PR5 R-net PC Programmer with Dongle	\$652.00

5. Specialty Driver Control Options

Requires expandable R-net controls and OMNI unless otherwise noted. Not available with Upholstered backs.

5a. Proportional Control Packages

Head Control Proportional Packages				Chin Control Proportional Joystick Packages			
<input type="checkbox"/> Switch-It Dual Pro Proportional Head Control with Whitmyer and Facial Pads (Adult) \$6,939.00				<input type="checkbox"/> Switch-It Versa-Guide Chin Control Compact Joystick and Egg Switch Package \$2,857.00			
195ID72		Switch-It Dual Pro Head Control w/facial pad (Adult)	\$6,513.00	195ID71		Switch-It Versa-Guide Compact Proportional Joystick	\$2,163.00
195IJ09		S/A Boom Mount with Egg Switch Control	\$426.00	195IM07		S/A Mount off backrest	\$268.00
<input type="checkbox"/> Switch-It Dual Pro Proportional Head Control with Spot Pads Package \$6,939.00				<input type="checkbox"/> Switch-It Versa-Guide Chin Control Compact Joystick and Proximity Flex Switches Package \$3,119.00			
195ID70		Switch-It Dual Pro Head Control w/Spot pads	\$6,513.00	195ID71		Switch-It Versa-Guide Compact Proportional Joystick	\$2,163.00
195IJ09		S/A Boom Mount with Egg Switch Control	\$426.00	195IM08		Dual Flex Proximity Switches (requires no force)	\$688.00
				195IM07		S/A Mount off backrest	\$268.00
Hand Control Proportional Joystick Packages				<input type="checkbox"/> Switch-It Versa-Guide Bib Chin Control Compact Joystick with Proximity Flex switches Package Std 6" \$3,654.00			
<input type="checkbox"/> Switch-It Versa-Guide Compact Joystick Midline with Gatlin Package \$2,513.00				<input type="checkbox"/> Switch-It Versa-Guide Compact Joystick with Proximity Flex switches Package Large 8" \$3,725.00			
195ID71		Switch-It Versa-Guide Compact Proportional Joystick	\$2,163.00	195ID71		Switch-It Versa-Guide Compact Proportional Joystick	\$2,163.00
195IJ07		S/A Gatlin Mount	\$350.00	195IM08		Dual Flex Proximity Switches (requires no force)	\$688.00
<input type="checkbox"/> Switch-It Versa-Guide Compact Joystick Midline and prox flex switches with Gatlin Package \$3,201.00				<input type="checkbox"/> Switch-It Versa-Guide Bib Chin Control Compact Joystick with Proximity Flex Switches Package Large 8" \$3,392.00			
195ID71		Switch-It Versa-Guide Compact Proportional Joystick	\$2,163.00	195IM05		Bib mount Small	\$803.00
195IM08		Dual Flex Proximity Switches (requires no force)	\$688.00	195ID71		Switch-It Versa-Guide Compact Proportional Joystick	\$2,163.00
195IJ07		S/A Gatlin Mount	\$350.00	195IM08		Dual Flex Proximity Switches (requires no force)	\$688.00
<input type="checkbox"/> Switch-It Micro-Pilot Joystick with SpaceDisc Package \$4,251.00				<input type="checkbox"/> Switch-It Versa-Guide Bib Chin Control Compact Joystick with Egg Switch Package Std 6" \$3,392.00			
195ID62		Micro-Pilot Proportional Joystick	\$3,749.00	195IM06		Bib mount Large	\$874.00
195IJ08		S/A SpaceDisc mount	\$502.00	195IJ04		SA Boom Mount with egg switch	\$426.00
<input type="checkbox"/> Switch-It Micro-Guide Joystick with SpaceDisc Package \$5,126.00				<input type="checkbox"/> Switch-It Versa-Guide Bib Chin Control Compact Joystick with Egg Switch Package Large 8" \$3,463.00			
195ID63		Micro-Guide Proportional Joystick	\$4,624.00	195ID71		Switch-It Versa-Guide Compact Proportional Joystick	\$2,163.00
195IJ08		S/A SpaceDisc mount	\$502.00	195IM06		Bib mount Large	\$874.00
				195IJ04		S/A Boom Mount with egg switch	\$426.00
				<input type="checkbox"/> Switch-It Micro-Pilot Bib Chin Control with Egg Switch Package Std 6" \$4,978.00			
				195ID62		Micro-Pilot Proportional Joystick	\$3,749.00
				195IM05		Bib mount Small	\$803.00
				195IJ04		S/A Boom Mount with egg switch	\$426.00
				<input type="checkbox"/> Switch-It Micro-Pilot Bib Chin Control with Egg Switch Package Large 8" \$5,049.00			
				195ID62		Micro-Pilot Proportional Joystick	\$3,749.00
				195IM06		Bib mount Large	\$874.00
				195IJ04		S/A Boom Mount with egg switch	\$426.00
				<input type="checkbox"/> Switch-It Micro-Guide Bib Chin Control with Egg Switch Package Std 6" \$5,853.00			
				195ID63		Micro-Guide Proportional Joystick	\$4,624.00
				195IM05		Bib mount Small	\$803.00
				195IJ04		S/A Boom Mount with egg switch	\$426.00
				<input type="checkbox"/> Switch-It Micro-Guide Bib Chin Control with Egg Switch Package Large 8" \$5,924.00			
				195ID63		Micro-Guide Proportional Joystick	\$4,624.00
				195IM06		Bib mount Large	\$874.00
				195IJ04		S/A Boom Mount with egg switch	\$426.00

5. Specialty Driver Control Options (cont.)

5b. Switch Control

Requires Headrest and/or Headrest Mount

3 Switch Proximity Head Arrays Choose headrest mount below

<input type="checkbox"/>	Switch-It Head Array Package 3 Switch Curved (Long)		\$5,679.00
	195II13	Switch-It Proximity Head Array Long	\$5,253.00
	195IJ09	S/A Boom Mount with Egg Switch Control	\$426.00
<input type="checkbox"/>	Switch-It Head Array Package 3 switch curved (Stubby)		\$6,037.00
	195II14	Switch-It Proximity Head Array Stubby	\$5,611.00
	195IJ09	S/A Boom Mount with Egg Switch Control	\$426.00

Sip n' Puff Package Choose headrest and HR mount below

<input type="checkbox"/>	Quickie Sip n' Puff System		\$3,100.00
	195ID34	Sip n' Puff Kit	\$2,189.00
	195IH1	Sip n' Puff Tubing and SA Hardware	\$485.00
	195IJ10	S/A Boom Mount with egg switch	\$426.00

Headrest Mount for Specialty Controls

<input type="checkbox"/>	195MH12	Axys Mount & Bracket for Specialty Controls	\$328.00
<input type="checkbox"/>	195MH13	Cobra Mount & Bracket for Specialty Controls	\$410.00
<input type="checkbox"/>	195MH14	Linx Mount & Bracket for Specialty Controls	\$328.00

Headrest Pad for Specialty controls

<input type="checkbox"/>	195HE79	Plush Pad 8" for Specialty controls	\$328.00
<input type="checkbox"/>	195HE80	Plush Pad 10" for Specialty controls	\$328.00
<input type="checkbox"/>	195HE81	Plush Pad 14" for Specialty controls	\$328.00

5 Switch Proximity Head Array (No Egg Switch Needed) Choose "Headrest Mount for Special Controls"

<input type="checkbox"/>	195II04	Switch-It Head Array 5 switch flat	\$5,679.00
--------------------------	---------	------------------------------------	------------

Multiple Switches.

<input type="checkbox"/>	195SW31	Switch-It 3 Naked proximity switches on DB9 connector. (requires OMNI)	\$3,224.00
<input type="checkbox"/>	195SW32	Switch-It 4 Naked proximity switches on DB9 connector. (requires OMNI)	\$3,945.00
<input type="checkbox"/>	195SW33	Switch-It 5 Naked proximity switches on DB9 connector. (requires OMNI)	\$4,398.00
<input type="checkbox"/>	195SW23	4-way toggle switch button DB9 Connector. Includes bracket	\$711.00

Extra Swing Away Head Boom Egg Switch and Mount

	195IJ05	Extra SA Boom Mount with egg switch #1	\$122.00
	195IJ06	Extra SA Boom Mount with egg switch #2	\$122.00

Single Switches

<input type="checkbox"/>	195IB01	Ribbon Switch	\$127.00
<input type="checkbox"/>	195IB02	Buddy Button Switch	\$114.00
<input type="checkbox"/>	195IB03	Disc Switch	\$214.00
<input type="checkbox"/>	195IB04	Wobble Switch	\$668.00
<input type="checkbox"/>	195IB05	Micro Light Switch	\$101.00
<input type="checkbox"/>	195IB06	Egg Switch-Black	\$142.00
<input type="checkbox"/>	195IB07	Switch-It Mini 1 button on Mono plug	\$284.00

** Required Selection for all models*

6. * SEAT TYPE

<input type="checkbox"/>	195ST56	** Quickie ASAP II (Adjustable Seating and Positioning) Choose Seat Frame Size Platform.	NC
** ASAP II Frame size <i>(each frame is width and depth adjustable within given range.)</i>			
<input type="checkbox"/>	195FU17	Adjustable 12x12 to 16X19 (A)	NC
<input type="checkbox"/>	195FU18	Adjustable 16x12 to 20x20 (B)	NC
<input type="checkbox"/>	195FU19	Adjustable 18x16 to 22x22 (C)	NC

OR

<input type="checkbox"/>	195ST58	*** Captain Seat w/Semi-Recline Back - Standard with integrated seat pan. (K0849 cushion available in section 7.) Choose Seat depth / width in section 6. (D,E,F)	\$881.00
--------------------------	---------	---	----------

7. * SEAT SIZE

Seat Size Matrix. Seat type is chosen in section 5.

A = ASAP II Seat Frame Adjustable from 12x12 to 16X19
 B = ASAP II Seat Frame Adjustable from 16X12 to 20X20
 C = ASAP II Seat Frame Adjustable from 18X16 to 22X22

D = Captain Seat, Adjustable 16x15 to 16x18.
 E = Captain Seat, Adjustable 18x16 to 18x20.
 F = Captain Seat, Adjustable 20x18 to 20x22

		ASAPII Seat Width									
		12"	13"	14"	15"	16"	17"	18"	19"	20"	22"
Seat Depth	12"	A	A	A	A	A,B	B	B	B	B	
	13"	A	A	A	A	A,B	B	B	B	B	
	14"	A	A	A	A	A,B	B	B	B	B	
	15"	A	A	A	A	A,B	B	B	B	B	
	16"	A	A	A	A	A,B	B	B,C	B,C	B,C	C
	17"	A	A	A	A	A,B	B	B,C	B,C	B,C	C
	18"	A	A	A	A	A,B	B	B,C	B,C	B,C	C
	19"	A	A	A	A	A,B	B	B,C	B,C	B,C	C
	20"					B	B	B,C	B,C	B,C	C
	21"							C	C	C	C
22"							C	C	C	C	

		Capt Seat Width		
		16"	18"	20"
Seat Depth	15"	D		
	16"	D	E	
	17"	D	E	
	18"	D	E	F
	19"		E	F
	20"		E	F
	21"			F
22"			F	

Capt seat depth is adjustable,
 Capt seat width is fixed.

* Seat Width			
<input type="checkbox"/>	195R21	12" Seat width	NC
<input type="checkbox"/>	195R22	13" Seat width	NC
<input type="checkbox"/>	195R23	14" Seat width	NC
<input type="checkbox"/>	195R24	15" Seat width	NC
<input type="checkbox"/>	195R5	16" Seat width	NC
<input type="checkbox"/>	195R6	17" Seat width	NC
<input type="checkbox"/>	195R7	18" Seat width	NC
<input type="checkbox"/>	195R8	19" Seat width	NC
<input type="checkbox"/>	195R9	20" Seat width	NC
<input type="checkbox"/>	195R25	22" Seat width	NC

* Seat Depth			
<input type="checkbox"/>	195RF20	12" Seat depth	NC
<input type="checkbox"/>	195RF21	13" Seat depth	NC
<input type="checkbox"/>	195RF22	14" Seat depth	NC
<input type="checkbox"/>	195RF23	15" Seat depth	NC
<input type="checkbox"/>	195RF5	16" Seat depth	NC
<input type="checkbox"/>	195RF6	17" Seat depth	NC
<input type="checkbox"/>	195RF7	18" Seat depth	NC
<input type="checkbox"/>	195RF8	19" Seat depth	NC
<input type="checkbox"/>	195RF24	20" Seat depth	NC
<input type="checkbox"/>	195RF25	21" Seat depth	NC
<input type="checkbox"/>	195RF26	22" Seat depth	NC

8. SEAT CUSHIONS

JAY Cushion Bundling			
<input type="checkbox"/>	195JC14	JAY Cushion On Chair Order Choose Cushion in section 17c.	NC
<input type="checkbox"/>	195CU34	Capt seat Cushion. (Avail on CC only)	NC

* Required Selection for all models

** Required Selection with ASAP II Seating

*** Required Selection with Captain Seating

9. *POWERED SEATING

Powered Seat Elevator- 9" Travel			
<input type="checkbox"/>	195PA8	Power Seat Elevate (adds 3" to STFH)	\$3,621.00

Power Seating Control

Powered Seating <u>Switch</u> Control Method			
<i>(For use with power seating actuators. Switch activation is stand-alone and does not require expandable or thru-drive electronics.)</i>			

Single Actuator Switch Control (Lift)			
<input type="checkbox"/>	195EO10	Switch Control 1 actuator with <u>Dual Toggle</u>	NC
<input type="checkbox"/>	195EO11	Switch Control 1 actuator with <u>Buddy Button</u>	NC
<input type="checkbox"/>	195EO19	Switch Control 1 actuator with Switch-It Mini 1 button	NC
<input type="checkbox"/>	195EO20	Switch Control 1 actuator with Switch-It Mini 2 button	NC

2-3 Actuator Switch Control (Legs only)			
<input type="checkbox"/>	195EO21	Switch Control 2-3 actuator with <u>Dual Toggle</u>	\$796.00
<input type="checkbox"/>	195EO12	Switch Control 2-3 actuator with <u>4-way toggle</u>	\$796.00
<input type="checkbox"/>	195EO23	Switch Control 2-3 actuator with Switch-It Mini 2 button	\$796.00
<input type="checkbox"/>	195EO22	Switch Control 2-3 actuator with Switch-It Mini 4 button	\$796.00

Switch Mount			
<i>(for use with switch control powered seating)</i>			
<input type="checkbox"/>	195EY01	Switch Mount Right	NC
<input type="checkbox"/>	195EY02	Switch Mount Left	NC

Powered Seating <u>Thru-drive</u> Control Method.			
Thru-Drive 1 Actuator			
<input type="checkbox"/>	195EO28	Thru Drive 1 Actuator (For operating Lift thru Joystick.) Includes Ctrl+5 when ordered with R-net.	\$1,858.00
Thru-Drive 2+ Actuator (Requires Rnet)			
<input type="checkbox"/>	195EO29	Thru Drive 2+ Actuators: (For operating power legs) Includes Ctrl+5	\$3,809.00

Powered Seating Thru-drive Control Options			
Assignable Buttons (Requires Rnet)			
<i>"Assignable Button" feature allows for customization of joystick buttons and/or Ctrl+5 Switches allowing access to various wheelchair and seating functions. When enabled, chair will be pre-programmed with seating functions assigned to buttons on the joystick. Assignments can be changed via PC Dongle.</i>			
<input type="checkbox"/>	195PM01	Enable Assignable buttons	\$656.00

Ctrl+5 Switchbox Options (Requires Rnet)			
Ctrl+5 allows direct control to 5 power seating functions (10 total switches). Switches can also be used with assignable buttons for greater flexibility. Box includes 3-Amp USB port for charging portable devices			
<input type="checkbox"/>	195QG01	Ctrl+5 Switchbox mounted behind joystick	\$656.00
<input type="checkbox"/>	195QG02	Ctrl+5 Switchbox mounted opposite joystick	\$656.00
<input type="checkbox"/>	195QG03	Ctrl+5 Switchbox mounted on back cane	\$656.00
<input type="checkbox"/>	195QG05	Omit Ctrl+5	(\$656.00)

Ctrl+5 Switch Type			
<input type="checkbox"/>	195EY03	Push buttons	NC
<input type="checkbox"/>	195EY04	Toggle switches	\$328.00

10. ** BACKREST AND BACK OPTIONS FOR ASAP II SEAT

Not available with Captain Seat

** Backrest Frame Type			
<input type="checkbox"/>	195BT8	Angle Adjustable	NC
<input type="checkbox"/>	195BT98	Manual Recline 40° (<i>not width adjust.</i>)	\$569.00

Manual Recline Adjustment Method Option			
<i>Back Height 23". Fits all seat types. NA with Cantilever Arms</i>			
<input type="checkbox"/>	195MN01	Tool	NC
<input type="checkbox"/>	195MN02	Knob (NA with dual post arms.)	NC

** Angle Adjustable Backrest Options			
<i>(NA with Manual recline)</i>			
<input type="checkbox"/>	195OD8	Non-Folding Backrest	NC
<input type="checkbox"/>	195OD9	Folding Backrest	\$145.00

** Back Cane Angle			
<input type="checkbox"/>	195BP40	Straight Back Post	NC
<input type="checkbox"/>	195BP41	8° Bend Back Post (<i>Avail. only w/ Uph or J3 Back</i>) NA with Manual recline	\$134.00

** Cane Adjustable height			
<i>(Upholstery Height Measured pan to top of upholstery.)</i>			
<input type="checkbox"/>	195B1	Fixed Low (15.5")	NC
<input type="checkbox"/>	195B5	Fixed Med (17.5")	NC
<input type="checkbox"/>	195B9	Fixed Tall (19.5")	NC
<input type="checkbox"/>	195B243	Adjustable Low 14" - 18"	NC
<input type="checkbox"/>	195B244	Adjustable High 20" - 26"	NC

** Towel Bar Depth			
<input type="checkbox"/>	195QT03	Shallow (NA with Upholstery backs.)	NC
<input type="checkbox"/>	195QT04	Deep (Ext. 4" from back canes for deep backs)	NC

** Back Type (Upholstery or Solid)			
<input type="checkbox"/>	195BU1	Upholstery (<i>Not avail Adj cane</i>)	NC
<input type="checkbox"/>	195BU70	Tension adj Upholstery Ballistic Nylon. w/1" width adjustment.	\$170.00
<input type="checkbox"/>	195BU71	Tension adj Upholstery 3DX Vented. w/1" width adjustment.	\$440.00
<input type="checkbox"/>	195BU76	S.P.O.T. Curved	NC
<input type="checkbox"/>	195BU77	JAY SPO Posterior	\$634.00
<input type="checkbox"/>	195BU14	Omit Upholstery	(\$15.00)

JAY J3 Option (select Omit above)			
<input type="checkbox"/>	195JB08	JAY J3 On Chair Order Choose back, headrest, laterals in section 17a,b,c	NC

Back Height - Required for SPOT Curved and SPO Backs.			
<i>(Limited combinations of widths) Measured from pan to top of solid back.</i>			
<input type="checkbox"/>	195B132	14"	NC
<input type="checkbox"/>	195B36	16"	NC
<input type="checkbox"/>	195B38	18"	NC
<input type="checkbox"/>	195B40	20"	NC
<input type="checkbox"/>	195B42	22"	NC
<input type="checkbox"/>	195B44	24"	NC
<input type="checkbox"/>	195B140	26"	NC

* Required Selection for all models

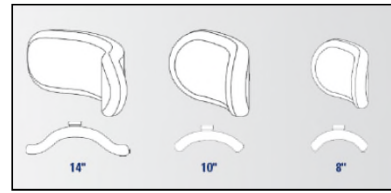
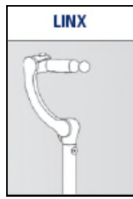
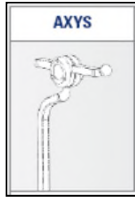
** Required Selection with ASAP II Seating

11. HEADREST OPTIONS

Choose One Each.

Whitmyer Headrest Mount			
<input type="checkbox"/>	195MH10	Axys Mount & Bracket	\$334.00
<input type="checkbox"/>	195MH11	Cobra Mount and Bracket	\$613.00
<input type="checkbox"/>	195MH1	Linx Mount and Bracket	\$251.00

Whitmyer Headrest Pad			
<input type="checkbox"/>	195HE65	Plush Head Support Pad 8"	\$251.00
<input type="checkbox"/>	195HE66	Plush Head Support Pad 10"	\$251.00
<input type="checkbox"/>	195HE78	Plush Head Support Pad 14"	\$251.00
<input type="checkbox"/>	195HE82	Adjust-A-Plush Head Support Pad Narrow	\$387.00
<input type="checkbox"/>	195HE83	Adjust-A-Plush Head Support Pad std	\$387.00



12. POSTURAL SUPPORTS

LATERAL THORACIC SUPPORT (Swing Away)			
<i>Available on all Solid Backs.</i>			
<input type="checkbox"/>	LAT 4X4 S/A MOUNTS W/ 1" OFFSET - PR		\$434.00
	195ZV14	LATERAL 4X4 W/ 1" OFFSET - PAIR	\$134.00
	195ZS07	LATERAL SWING AWAY MOUNT - PAIR	\$300.00
<input type="checkbox"/>	LAT 4X5 S/A MOUNTS W/ 1" OFFSET - PR		\$434.00
	195ZV15	LATERAL 4X5 W/ 1" OFFSET - PAIR	\$134.00
	195ZS07	LATERAL SWING AWAY MOUNT - PAIR	\$300.00
<input type="checkbox"/>	LAT 4X6 S/A MOUNTS W/ 1" OFFSET - PR		\$434.00
	195ZV16	LATERAL 4X6 W/ 1" OFFSET - PAIR	\$134.00
	195ZS07	LATERAL SWING AWAY MOUNT - PAIR	\$300.00
<input type="checkbox"/>	LAT 6X4 S/A MOUNTS W/ 1" OFFSET - PR		\$434.00
	195ZV17	LATERAL 6X4 W/ 1" OFFSET - PAIR	\$134.00
	195ZS07	LATERAL SWING AWAY MOUNT - PAIR	\$300.00
<input type="checkbox"/>	LAT 6X5 S/A MOUNTS W/ 1" OFFSET - PR		\$434.00
	195ZV18	LATERAL 6X5 W/ 1" OFFSET - PAIR	\$134.00
	195ZS07	LATERAL SWING AWAY MOUNT - PAIR	\$300.00
<input type="checkbox"/>	LAT 6X6 S/A MOUNTS W/ 1" OFFSET - PR		\$434.00
	195ZV19	LATERAL 6X6 W/ 1" OFFSET - PAIR	\$134.00
	195ZS07	LATERAL SWING AWAY MOUNT - PAIR	\$300.00

Swing Away Knee Adductor Supports			
<i>Available only with Fixed and Power Center Mount Legrests.</i>			
<i>Not available with Dual Post Arm Rests or 2-point Locking Cantilever Arms</i>			
Knee Adductor Supports - LEFT (choose Pad and Arm)			\$528.00
Pad Size			
<input type="checkbox"/>	195KB5	Knee Adductor Pad SM- Left	\$228.00
<input type="checkbox"/>	195KB7	Knee Adductor Pad LG- Left	\$228.00
S/A Arm Size			
<input type="checkbox"/>	195XX04	Swing Away Short - Left	\$300.00
<input type="checkbox"/>	195XX06	Swing Away Long - Left	\$300.00
Knee Adductor Supports - RIGHT (choose Pad and Arm)			\$528.00
Pad Size			
<input type="checkbox"/>	195KB6	Knee Adductor Pad SM- Right	\$228.00
<input type="checkbox"/>	195KB8	Knee Adductor Pad LG- Right	
S/A Arm Size			
<input type="checkbox"/>	195XX05	Swing Away Short - Right	\$300.00
<input type="checkbox"/>	195XX07	Swing Away Long - Right	\$300.00

CHEST STRAP			
<input type="checkbox"/>	195ZR03	Padded Chest Strap	\$300.00

Long Thigh Support w/ Removable Mount			
<i>Available with Cantilever Arms, NA with Manual Recline Back, Dual Post, Single Post or Cantilever w/ 2 pt Locking arms.</i>			
<input type="checkbox"/>	SPOT Long Thigh Support - Left		\$434.00
	195TV2	Long Thigh Support - Left	\$134.00
	195TX1	Removable Mount - Left	\$300.00
<input type="checkbox"/>	SPOT Long Thigh Support - Right		\$434.00
	195TV1	Long Thigh Support - Right	\$134.00
	195TX2	Removable Mount - Right	\$300.00

13. ** ARMREST AND ARMPAD OPTIONS for ASAP II

** Armrest Mounting with ASAP II			
Dual Post Armrests			
<input type="checkbox"/>	195EG01	Short Dual Post Flip Back 10" Height.	NC
<input type="checkbox"/>	195EG21	Long Dual Post Flip Back 10" Height.	NC
<input type="checkbox"/>	195EG02	Shrt Dual Post Flip Back HT Adj 10"-15"	\$401.00
<input type="checkbox"/>	195EG22	Lng Dual Post Flip Back HT Adj 10"-15"	\$401.00
Cantilever Armrests			
<i>(Adjustable length arm pad included (choose Pad setting below, except for Low Arm Option) NA with Manual Recline Back</i>			
<input type="checkbox"/>	195EG03	Standard Cantilever Arm w/ 2 Point Locking Post. (9"-10" Ht Range.) NA w/ seat depths below 16"	\$307.00
<input type="checkbox"/>	195EG04	Standard Cantilever Arm w/ 2 Point Locking Post. (11"-12" Ht Range.) NA w/ seat depths below 16"	\$307.00
<input type="checkbox"/>	195EG05	STD Cantilever Arm 9"-12" Ht Range	\$307.00
<input type="checkbox"/>	195EG06	Low Cantilever Arm 7"-10" Ht Range (Choose ASAPII pad type and size below)	\$307.00
Single Post Armrests			
<input type="checkbox"/>	195EG07	Single Post Height Adjustable - Std.	\$307.00
<input type="checkbox"/>	195EG08	Single Post Height Adjustable - Low	\$307.00

** Arm Pad Options for ASAP II				
Pad Type / Size Options for Dual Post / Single Post / Low Cantilever				
Left Arm Pad (NC)		Right Arm Pad (NC)		
<input type="checkbox"/>	195AE01	Desk Length Waterfall (10")	<input type="checkbox"/>	195AB01
<input type="checkbox"/>	195AE02	Full Waterfall (14") NA w/Low Cant	<input type="checkbox"/>	195AB02
<input type="checkbox"/>	195AE03	Desk Length Standard (10")	<input type="checkbox"/>	195AB03
<input type="checkbox"/>	195AE04	Full Standard (14") NA w/Low Cant	<input type="checkbox"/>	195AB04
Pad Setting Options for Standard Cantilever Arm				
Left Arm Pad (NC)		Right Arm Pad (NC)		
<input type="checkbox"/>	195AE11	Full Length Cantilever (14")	<input type="checkbox"/>	195AB11
<input type="checkbox"/>	195AE10	Desk Length Cantilever (10")	<input type="checkbox"/>	195AB10

** Required Selection with ASAP II seating

14. HANGERS AND FOOTRESTS

Swing-away Hangers			
Non-Powered Swing Away Legrests			
<i>Sold as Pairs</i>			
<input type="checkbox"/>	195H2	70° Swing Away (B)	NC
<input type="checkbox"/>	195H6	90° Swing Away (B) (5.5-9")	NC
<input type="checkbox"/>	195H138	Manual ELR S/A (B) (Avail. with Fixed Centermount, choose below)	\$374.00

Power Elevating Legrests (2 Actuators)			
<input type="checkbox"/>	195H126	Swing Away Power ELR w/ Articulation Pair (B footplates) (N/A for 12" or 13" wide)	\$3,177.00

Swing Away Footplates			
<input type="checkbox"/>	B - Adult Angle Adjust w/Heel Loop for use with 70° hanger and ELR (Pair)		\$217.00
	195F282	Adult Angle Adjustable Footplate	\$217.00
	195HL10	Heel Loop	NC
<input type="checkbox"/>	B - Adult Angle Adjust w/Heel Loop for use with 90° hanger (Pair)		\$217.00
	195F285	Adult Angle Adjustable Footplate	\$217.00
	195HL10	Heel Loop	NC
<input type="checkbox"/>	C - Kids Angle Adjust w/Leg Strap for use with 70° hanger (Pair)		\$274.00
	195F283	Kids Angle Adjustable Footplate	\$217.00
	195LS13	Leg Strap	\$57.00
<input type="checkbox"/>	C - Kids Angle Adjust w/Leg Strap for use with 80° and 90° hanger (Pair)		\$274.00
	195F286	Kids Angle Adjustable Footplate	\$217.00
	195LS13	Leg Strap	\$57.00
<input type="checkbox"/>	195F279	Omit Footplate and extension tube	NC

Omit Hangers			
<input type="checkbox"/>	195H144	Omit Hangers	(\$15.00)

Hanger Extensions. (See range listed in matrix below)			
NOTE: Not all extension tubes will be available; depending on the seat height, some extension tube options may not offer enough ground clearance.			
<input type="checkbox"/>	195E16	High Mount Hanger	\$90.00
<input type="checkbox"/>	195E1	Short	NC
<input type="checkbox"/>	195E2	Medium	NC
<input type="checkbox"/>	195E5	Long	NC

Footrest Accessories			
<input type="checkbox"/>	1955A01	Toe Loop (Pair) Only avail on (opt B).	\$49.00
<input type="checkbox"/>	195LS14	Extra Leg Strap	\$57.00

Lower Leg Length Matrix (measured seat pan to the top of the footplate surface)						Footplate Matrix		
Hanger Type	Standard	High Mount	Short	Medium	Long	B	F	I
70° Swing Away		7"-14"	13.5"-16"	16"-18.5"	18"-20.5"	X		
90° Swing Away		5.5-9" Footplate mounts to front of hanger.					X	
Manual ELR S/A			12.5"-17"	14.5"-19"	17"-21"	X		
Power ELR S/A			12"-14"	14"-17"	16.5"-19"	X		
Fixed Cntrmnt ASAP			12.5"-15.5"		14.5"-19.5"			Single Footplate
Angle Adj Cntrmnt				3"-13"	3"-15"			X
Power Cntrmnt	3"-19"						X	

Centermount Legrests			
Non-Powered Centermount Legrests			
Fixed Centermount Legrests (includes footplate) Plus options below			
<input type="checkbox"/>	195H134	Fixed Center Capt / ASAP II Mount Short	NC
<input type="checkbox"/>	195H135	Fixed Center Capt / ASAP II Mount Long	NC

Angle Adjustable Centermount Legrests for ASAP II			
<input type="checkbox"/>	195H104	Angle adjustable Centermount Medium 3" - 11.25" Choose Footplate (I or J) infinite and Independent leg length and angle adjustable	\$404.00
<input type="checkbox"/>	195H108	Angle adjustable Centermount Long 3" - 13.25" Choose Footplate (I or J) infinite and Independent leg length and angle adjustable	\$404.00

Power Centermount (2 Actuators)			
<input type="checkbox"/>	195H127	Power Centermount ELR w/7.5" Power Articulation (F) Centermount footplates plus Custom Options Below	\$3,169.00

Power Centermount Footplate Extension Option (For Thru-Drive Operation)			
<input type="checkbox"/>	195IE01	Enable 7.5" Powered footplate extension for transfer assist. (Electronics programmed to allow footplates to be extended with or without legrest being raised)	\$1,639.00
<input type="checkbox"/>	195IE02	Disable Footplate extension for transfers. (Electronics programmed to ONLY extend footplates when legs are raised.)	NC

Centermount Footplates			
<input type="checkbox"/>	F - Centermount Dual Footplate (Pair) (Individually Height (3"-19") and Angle Adjustable)		\$262.00
	195F315	CMT Angle Adjustable Footplates	\$262.00
	195HL14	Padded and Adjustable Heel Block	NC
<input type="checkbox"/>	I - Angle adj Centermount Footplate pair Small		\$218.00
	195F125	Small Angle Adjustable Footplates 5.75" x 6"	\$218.00
<input type="checkbox"/>	J - Angle adj Centermount Footplate pair Large		\$241.00
	195F126	Large Angle Adjustable Footplates 5.75" x 10"	\$241.00

15. ACCESSORIES

Wheelchair Tray Table			
<input type="checkbox"/>	1957A01	Tray Table SM Tuffak 12"-14" Pwr	\$351.00
<input type="checkbox"/>	1957A02	Tray Table MED Tuffak 15"-17" Pwr	\$351.00
<input type="checkbox"/>	1957A03	Tray Table LRG Tuffak 18"-20" Pwr	\$351.00

Backpack			
<input type="checkbox"/>	195A1	Black Utility	\$103.00

Accessories			
<input type="checkbox"/>	1958A09	Ram Phone Mount on Round JS tube	\$71.00
<input type="checkbox"/>	1958A10	Ram Tablet Mount on Round JS tube	\$284.00
<input type="checkbox"/>	1958A11	Ram Cup holder	\$71.00
<input type="checkbox"/>	1958A12	Switch-It Remote Stop Switch	\$1,273.00

Positioning Belt - Select for any style seat			
<input type="checkbox"/>	195EJ01	Auto Style Buckle	NC
<input type="checkbox"/>	195EJ02	Belt 2" Aircraft Buckle	\$173.00
<input type="checkbox"/>	195EJ03	Belt 2" Aircraft Buckle Padded	\$188.00

Mounting Accessories (available with All Seats)			
Only one accessory can be mounted at a time.			
<input type="checkbox"/>	195A603	Cane/Crutch Holder	\$106.00
<input type="checkbox"/>	195A604	O2 holder	\$106.00
<input type="checkbox"/>	195A605	Walker holder	\$106.00



JAY[®] Signature Series Backrest and Accessories

Note: Not all sizes and configurations shown below, for full offering visit www.sunrisemedical.ca

16a. JAY BACKREST

Seat width must can be equal to or 2" less than selection in section 7.

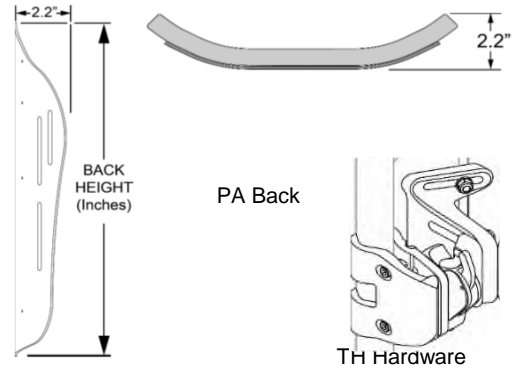
JAY J3 Back PA (2.2" Contour Depth)

UT Shells- Heavy Duty TH 2 Point Hardware

<input type="checkbox"/>	195JT01	J3PAUTS16TH	16" Wide J3 Back w/ 16.5" Shell Height	\$924.00
<input type="checkbox"/>	195JT02	J3PAUTS18TH	18" Wide J3 Back w/ 16.5" Shell Height	\$924.00
<input type="checkbox"/>	195JT03	J3PAUTS20TH	20" Wide J3 Back w/ 16.5" Shell Height	\$924.00
<input type="checkbox"/>	195JT04	J3PAUTM16TH	16" Wide J3 Back w/ 18" Shell Height	\$924.00
<input type="checkbox"/>	195JT05	J3PAUTM18TH	18" Wide J3 Back w/ 18" Shell Height	\$924.00
<input type="checkbox"/>	195JT06	J3PAUTM20TH	20" Wide J3 Back w/ 18" Shell Height	\$924.00
<input type="checkbox"/>	195JT07	J3PAUTM22TH	22" Wide J3 Back w/ 18" Shell Height	\$1,812.00
<input type="checkbox"/>	195JT08	J3PAUTT16TH	16" Wide J3 Back w/ 19.5" Shell Height	\$924.00
<input type="checkbox"/>	195JT09	J3PAUTT18TH	18" Wide J3 Back w/ 19.5" Shell Height	\$924.00
<input type="checkbox"/>	195JT10	J3PAUTT20TH	20" Wide J3 Back w/ 19.5" Shell Height	\$924.00

SH Shells- TH 2 Point Hardware

<input type="checkbox"/>	195JT11	J3PASHS18TH	18" Wide J3 Back w/ 21" Shell Height	\$953.00
<input type="checkbox"/>	195JT12	J3PASHS20TH	20" Wide J3 Back w/ 21" Shell Height	\$953.00
<input type="checkbox"/>	195JT13	J3PASHS22TH	22" Wide J3 Back w/ 21" Shell Height	\$1,972.00



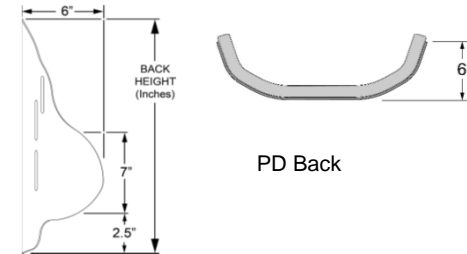
JAY J3 Back PD (6" Contour Depth)

UT Shells- Heavy Duty TH 2 Point Hardware

<input type="checkbox"/>	195JT14	J3PDUTM16TH	16" Wide J3 Back w/ 18" Shell Height	\$1,052.00
<input type="checkbox"/>	195JT15	J3PDUTM18TH	18" Wide J3 Back w/ 18" Shell Height	\$1,052.00
<input type="checkbox"/>	195JT16	J3PDUTM20TH	20" Wide J3 Back w/ 18" Shell Height	\$1,052.00

SH Shells- Heavy Duty TH 2 Point Hardware

<input type="checkbox"/>	195JT17	J3PDSHS16TH	16" Wide J3 Back w/ 21" Shell Height	\$1,137.00
<input type="checkbox"/>	195JT18	J3PDSHS18TH	18" Wide J3 Back w/ 21" Shell Height	\$1,137.00
<input type="checkbox"/>	195JT19	J3PDSHS20TH	20" Wide J3 Back w/ 21" Shell Height	\$1,137.00



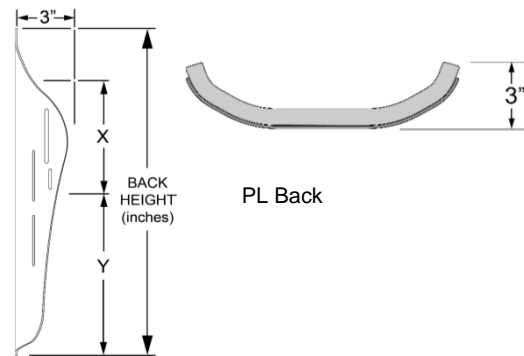
JAY J3 Back PL (3" Contour Depth)

UT Shells- Heavy Duty TH 2 Point Hardware

<input type="checkbox"/>	195JT20	J3PLUTS16TH	16" Wide J3 Back w/ 16.5" Shell Height	\$992.00
<input type="checkbox"/>	195JT21	J3PLUTS18TH	18" Wide J3 Back w/ 16.5" Shell Height	\$992.00
<input type="checkbox"/>	195JT22	J3PLUTS20TH	20" Wide J3 Back w/ 16.5" Shell Height	\$992.00
<input type="checkbox"/>	195JT23	J3PLUTM16TH	16" Wide J3 Back w/ 18" Shell Height	\$992.00
<input type="checkbox"/>	195JT24	J3PLUTM18TH	18" Wide J3 Back w/ 18" Shell Height	\$992.00
<input type="checkbox"/>	195JT25	J3PLUTM20TH	20" Wide J3 Back w/ 18" Shell Height	\$992.00
<input type="checkbox"/>	195JT26	J3PLUTT16TH	16" Wide J3 Back w/ 19.5" Shell Height	\$992.00
<input type="checkbox"/>	195JT27	J3PLUTT18TH	18" Wide J3 Back w/ 19.5" Shell Height	\$992.00
<input type="checkbox"/>	195JT28	J3PLUTT20TH	20" Wide J3 Back w/ 19.5" Shell Height	\$992.00

SH Shells- TH 2 Point Hardware

<input type="checkbox"/>	195JT29	J3PLSHS18TH	18" Wide J3 Back w/ 21" Shell Height	\$1,020.00
<input type="checkbox"/>	195JT30	J3PLSHS20TH	20" Wide J3 Back w/ 21" Shell Height	\$1,020.00



JAY Custom Back

To order any **JAY Back not listed above**, please see the JAY price list. Cushion name or part number must be filled out w/ desired width and depth

<input type="checkbox"/>	195JB01	JAY Bundled Back	Back Name or Part #	Width:	Height:	Price List
--------------------------	---------	------------------	---------------------	--------	---------	------------

16b. JAY BACKREST ACCESSORIES

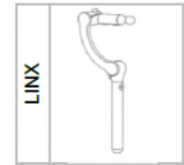
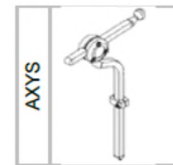
JAY J3 Back Headrest

AXYS Mount and Pad (includes removable mount)

<input type="checkbox"/>	195HD01	J3HEDX10	AXYS Headrest with 10" Plush Pad	\$529.00
<input type="checkbox"/>	195HD02	J3HEDX14	AXYS Headrest with 14" Plush Pad	\$529.00
<input type="checkbox"/>	195HD05	J3HEDXAAPS	AXYS Headrest with Narrow Adjust-a-Plush	\$667.00
<input type="checkbox"/>	195HD06	J3HEDXAAPN	AXYS Headrest with Standard Adjust-a-Plush	\$667.00

LINX Mount and Pad (includes removable mount)

<input type="checkbox"/>	195HD03	J3HEDL10	LINX Headrest with 10" Plush Pad	\$642.00
<input type="checkbox"/>	195HD04	J3HEDL14	LINX Headrest with 14" Plush Pad	\$642.00
<input type="checkbox"/>	195HD07	J3HEDLAAPS	LINX Headrest with Narrow Adjust-a-Plush	\$780.00
<input type="checkbox"/>	195HD08	J3HEDLAAPN	LINX Headrest with Standard Adjust-a-Plush	\$780.00



JAY J3 Back Laterals

Swing Away Laterals With Pad - Pair

<input type="checkbox"/>	195JW02	J3LAT4X4SA	SwingAway Lat with 4"x4" Pad (PR)	\$624.00
<input type="checkbox"/>	195JW03	J3LAT4X5SA	SwingAway Lat with 4"x5" Pad (PR)	\$624.00
<input type="checkbox"/>	195JW04	J3LAT4X6SA	SwingAway Lat with 4"x6" Pad (PR)	\$624.00

16c. JAY CUSHIONS

Seat width must match selection in section 7. Seat depth can be +/- 2" of selection in section 7

JAY Fusion Cushion

<input type="checkbox"/>	195JU01	JFUSION1616	JAY Fusion 16" x 16"	\$976.00
<input type="checkbox"/>	195JU02	JFUSION1618	JAY Fusion 16" x 18"	\$976.00
<input type="checkbox"/>	195JU03	JFUSION1816	JAY Fusion 18" x 16"	\$976.00
<input type="checkbox"/>	195JU04	JFUSION1818	JAY Fusion 18" x 18"	\$976.00
<input type="checkbox"/>	195JU05	JFUSION1820	JAY Fusion 18" x 20"	\$976.00
<input type="checkbox"/>	195JU06	JFUSION2018	JAY Fusion 20" x 18"	\$976.00
<input type="checkbox"/>	195JU07	JFUSION2020	JAY Fusion 20" x 20"	\$976.00

JAY X2 Cushion

<input type="checkbox"/>	195JU22	JX21616	JAY X2 16" x 16"	\$881.00
<input type="checkbox"/>	195JU23	JX21618	JAY X2 16" x 18"	\$881.00
<input type="checkbox"/>	195JU24	JX21816	JAY X2 18" x 16"	\$881.00
<input type="checkbox"/>	195JU25	JX21818	JAY X2 18" x 18"	\$881.00
<input type="checkbox"/>	195JU26	JX21820	JAY X2 18" x 20"	\$881.00
<input type="checkbox"/>	195JU27	JX22020	JAY X2 20" x 20"	\$881.00

JAY Union Cushion

<input type="checkbox"/>	195JU15	JU1616	JAY UNION 16" x 16"	\$714.00
<input type="checkbox"/>	195JU16	JU1618	JAY UNION 16" x 18"	\$714.00
<input type="checkbox"/>	195JU17	JU1816	JAY UNION 18" x 16"	\$714.00
<input type="checkbox"/>	195JU18	JU1818	JAY UNION 18" x 18"	\$714.00
<input type="checkbox"/>	195JU19	JU1820	JAY UNION 18" x 20"	\$753.00
<input type="checkbox"/>	195JU20	JU2018	JAY UNION 20" x 18"	\$753.00
<input type="checkbox"/>	195JU21	JU2020	JAY UNION 20" x 20"	\$753.00

JAY Ion Cushion

<input type="checkbox"/>	195JU08	JION1616	JAY ION 16" x 16"	\$613.00
<input type="checkbox"/>	195JU09	JION1618	JAY ION 16" x 18"	\$613.00
<input type="checkbox"/>	195JU10	JION1816	JAY ION 18" x 16"	\$613.00
<input type="checkbox"/>	195JU11	JION1818	JAY ION 18" x 18"	\$613.00
<input type="checkbox"/>	195JU12	JION1820	JAY ION 18" x 20"	\$613.00
<input type="checkbox"/>	195JU13	JION2018	JAY ION 20" x 18"	\$652.00
<input type="checkbox"/>	195JU14	JION2020	JAY ION 20" x 20"	\$652.00

JAY Custom Cushion

*To order any **JAY cushions not listed above**, please see the JAY price list. Cushion name or part number must be filled out w/ desired width and depth*

<input type="checkbox"/>	195JC20	JAY Bundled Cushion	Cushion Name or Part #	<input style="width: 100px;" type="text"/>	Width:	<input style="width: 50px;" type="text"/>	Depth:	<input style="width: 50px;" type="text"/>	Price List
--------------------------	---------	---------------------	------------------------	--	--------	---	--------	---	------------

17. CUSTOM OPTIONS

Looking for more options? Contact our custom "built 4 me" department.

Below are common upgrades that utilize **Ready Made Quotes**. These options can be quickly quoted to add a custom touch to your Pulse power chair.

<input type="checkbox"/>	Lights and Indicators	Call for quote
<input type="checkbox"/>	Powered Center Mount w/Captain Seat	Call for quote

Some Restrictions Apply

