



Quickie Pulse™ 6 Power Recline Seating

EIPW22, July 2016

Account: _____
 Date: _____
 PO#: _____
 Buyer: _____
 Marked For: _____

Ship To: _____
 Name: _____
 Address: _____
 City,Prov,PC: _____
 Phone: _____

✓ Option # Definition Price ✓ Option # Definition Price

1. QUICKIE Pulse™ 6 GROUP 3 CATEGORY (Select One)

Tilt AND Recline QUICKIE Pulse™ 6 MPC

<input type="checkbox"/>	Quickie Pulse™ 6 MPC for Tilt and Recline	\$6,298.00
195PC105	Base Package	\$6,298.00

Recline ONLY QUICKIE Pulse™ 6 SC

<input type="checkbox"/>	Quickie Pulse™ 6 SC for Recline Only	\$6,298.00
195PC76	Base Package	\$6,298.00

MPC Seating Specifications

Typical Chair Weight	W/battery	310lbs	W/O Battery	232lbs
Transit	WC19			
Seat Type	3.7 Power Recline.			
Seat size range	Width	14"-22"	Depth	16"-20"
STFH range	16.5" to 18.5"			
Power Seating	50° CG tilt / Power recline w/ power sheer reduction			
Armrest	Reclining Cantilever, locking, Comfort, Trough, OttoBock			
Manual Legrest	70°, 90°, Manual ELR, Centermount			
Power Legrest	Swing away ELR/ALR, Power Centermount.			
Backrest	Standard Curve and Jay 3.			
Back structure	3.7 Power Recline.			
Headrest	Axy's, Linx, Cobra, 8", 10" 14", Adjust-a-Plush			
Positioning	Laterals, Hip/Knee guides, Belts/Harness.			



1.2 Pulse™ MPC

Actuators Required by Power Seating Function

Power Recline with Power Sheer Reduction:	2 actuators
Combination : Recline, Tilt:	3 actuators
Combination : Recline, Power Legrests:	4 actuators
Combination : Recline, Tilt, Power Legrests:	5 actuators

QUICKIE Pulse™ 6 Base Specifications

Drive Wheel Position	Midwheel Drive	Drive Wheels	13" Drive Wheels w/ flat free insert (Black or Grey)
User weight Cap	300 lb	Tires/Casters	7" Front / 6" rear (Black or Grey)
Base size	Width 24" Length 34" Turn Radius 18"	Charger	8A Dual Mode Charger (Compact) CTE
Drive Control	R-net EL90 (Expandable)	Battery Size	Group 22
Driving Range	Up to 13.5 miles	Shroud Colors	12 standard colors, 6 upgrade prints.
Drive Motors	4-pole 6 mph	Ground Clearance	3"

2. BASE CHAIR OPTIONS

Shroud Color			
<input type="checkbox"/>	195EZ01	Candy Apple Red	N/C
<input type="checkbox"/>	195EZ02	High Gloss Black	N/C
<input type="checkbox"/>	195EZ03	Candy Blue	N/C
<input type="checkbox"/>	195EZ04	Silver	N/C
<input type="checkbox"/>	195EZ05	Copper	N/C
<input type="checkbox"/>	195EZ08	Green Apple	N/C
<input type="checkbox"/>	195EZ09	Yellow	N/C
<input type="checkbox"/>	195EZ10	Pearl Pink	N/C
<input type="checkbox"/>	195EZ11	Candy Purple	N/C
<input type="checkbox"/>	195EZ12	Matte Black	N/C
<input type="checkbox"/>	195EZ13	Midnight Blue	N/C
<input type="checkbox"/>	195EZ15	Pearl White	N/C
<input type="checkbox"/>	195EZ06	Digital Camo.	\$515.00
<input type="checkbox"/>	195EZ07	Woodland Camo.	\$515.00
<input type="checkbox"/>	195EZ14	Carbon Fiber Print	\$515.00
<input type="checkbox"/>	195EZ17	Pink Camo	\$515.00
<input type="checkbox"/>	195EZ18	Grunge Skulls	\$515.00
<input type="checkbox"/>	195EZ16	American Flag	\$515.00

Drive wheel/tire package			
<input type="checkbox"/>	195DW60	Cast Wheel Solid Dual Density Inserts Black Knobby Tires and Black Casters	N/C

User weight			
<input type="checkbox"/>	195WG06	< 150lb.	N/C
<input type="checkbox"/>	195WG13	151-200lb	N/C
<input type="checkbox"/>	195WG14	201-250lb	N/C
<input type="checkbox"/>	195WG03	251-300lb	N/C

Ventilator Options			
<i>Not available w/ Transit, Power Legs</i>			
<input type="checkbox"/>	195VT4	Fixed Vent Tray (Pulmonetic LTV Models)	\$530.00

Motor Package			
<input type="checkbox"/>	195PF88	300lbs 6mph 4-Pole	N/C

Transit Option			
<input type="checkbox"/>	195TO40	Omit Transit	N/C
<input type="checkbox"/>	195WN01	WC19 Transit Package for use with Power Recline seating. (Optional Transit Belt Below)	\$373.00

WC19 Transit Lap Belt			
<input type="checkbox"/>	195WN02	WC19 Transit Lap Belt	\$210.00

Pre-Set Seat Frame Angle			
<input type="checkbox"/>	195FA10	0°	N/C

Seat Height			
<i>(Measured in the front) - Obtain Quote to verify est. STFH</i>			
<input type="checkbox"/>	195HT44	Position "0"	N/C
<input type="checkbox"/>	195HT45	+1" Seat to Floor Height	N/C
<input type="checkbox"/>	195HT46	+2" Seat to Floor Height	N/C

STFH Matrix			
Seating Type and Power Option Combinations	Seat-to-Floor Height at 0 tilt		
	Low	+1"	+2"
SC Power Recline only *	16.3"	17.3"	18.3"
MPC Power Recline and Tilt.	16.3"	17.3"	18.3"
STFH measured with batteries but no user. Actual STFH may vary by .5" *Adding seat angle will increase STFH by 1" for each incremental change. **Ultra low STFH may cause ground clearance of Power Centermount to drop below 2".			

3. BATTERIES and CHARGERS

Batteries			
<input type="checkbox"/>	195AG01	22NF Flat Top Gel Batteries (Pair)	\$620.00
<input type="checkbox"/>	195AG05	Omit batteries (Includes harness)	N/C

Battery Charger			
<input type="checkbox"/>	195BJ19	-	8A Dual Mode Charger (Compact) CTE
			N/C

4. ELECTRONICS

Drive Control Options			
Expandable Controllers			
<input type="checkbox"/>	195ER02	R-Net Expandable Drive Control Upgrade (90A)	N/C
<input type="checkbox"/>	195EX01	Expandable Controller - R-net	\$530.00
<input type="checkbox"/>	195EX02	Harnessing for Expandable Controller	N/C

R-net Joystick			
<input type="checkbox"/>	195J70	Std LED Joystick for Rnet Ctrl's	N/C
<input type="checkbox"/>	195J108	Joystick w/Stereo Jacks & Color Display	\$158.00
<input type="checkbox"/>	195J88	Joystick W/Toggle, Spd Pot, Stereo Jack & Color Display	\$158.00
<input type="checkbox"/>	195J112	Joystick Advanced: 3.5" Color Display, Paddle Switches, Shortcut Keys and Stereo Jack.	\$1,040.00
<input type="checkbox"/>	195J95	Omit JS. For use with OMNI	N/C

Joystick Mount (Fixed, Swing Away, Retractable, Mid)			
<input type="checkbox"/>	195JM10	Fixed Mount	N/C
<input type="checkbox"/>	195JM11	Swing Away Mount	\$388.00
<input type="checkbox"/>	195JM15	Retractable Joystick mount w/45° stops	\$721.00
<input type="checkbox"/>	195JM14	Mid Line Mount	\$388.00

Joystick Mount (Location)			
<i>Height Adjustable.</i>			
<input type="checkbox"/>	195HM1	Right Side Mount	N/C
<input type="checkbox"/>	195HM2	Left Side Mount	N/C

Joystick Handle (Optional)			
<input type="checkbox"/>	195JH1	Ball Handle	\$95.00
<input type="checkbox"/>	195JH2	Foam Ball Handle	\$95.00
<input type="checkbox"/>	195JH4	T-Handle	\$95.00
<input type="checkbox"/>	195JH6	Goalpost	\$95.00

Attendant Control			
<input type="checkbox"/>	1950A02	Attendant Control for R-net	\$1,066.00

Attendant Mounting location			
<input type="checkbox"/>	195DN1	Mounting location: Right Back Cane	N/C
<input type="checkbox"/>	195DN2	Mounting Location: Left Back Cane	N/C

R-net OMNI and Output Options			
<i>(For expandable controls, choose all that apply)</i>			
<input type="checkbox"/>	195ON1	Rnet OMNI Input Control Module and display with built in Infrared and armrest mount. Choose mount below. (required for Specialty Input Devices.)	\$2,075.00
<input type="checkbox"/>	195ON2	Rnet Output Module (ECM)	\$1,066.00

OMNI Mount			
<i>(If used with Joystick must be mounted opposite side)</i>			
<input type="checkbox"/>	195DS04	Swing Away Left Side OMNI Mount	N/C
<input type="checkbox"/>	195DS03	Swing Away Right Side OMNI Mount	N/C

Switch inputs for R-Net Joysticks or OMNI			
<i>Drive or Mode / Profile Control</i>			
<input type="checkbox"/>	195SW22	Stereo to 2 Mono Splitter	\$75.00
<input type="checkbox"/>	195SW6	Ribbon Switch	\$119.00
<input type="checkbox"/>	195SW1	Buddy Button Switch	\$95.00
<input type="checkbox"/>	195SW2	Disc Switch	\$75.00
<input type="checkbox"/>	195SW9	Wobble Switch	\$321.00
<input type="checkbox"/>	195SW4	Micro Light Switch	\$95.00
<input type="checkbox"/>	195SW24	Egg Switch-Black	\$119.00
<input type="checkbox"/>	195SW21	Dual toggle switch and bracket	\$214.00
<input type="checkbox"/>	195SW35	Switch-it Mini 1 button on Mono plug	\$268.00
<input type="checkbox"/>	195SW36	Switch-it Mini 2 button on 2 Mono plugs	\$268.00
<input type="checkbox"/>	195SW37	Switch-it Mini 2 button on 1 Stereo plug	\$268.00
<input type="checkbox"/>	195SW38	Switch-it Mini 4 button on DB9 connector	\$268.00

Single Switch Mount Bracket			
<input type="checkbox"/>	195EM01	Single Switch Mount Bracket	\$247.00

Electronic Programmers			
<input type="checkbox"/>	195PR5	R-net PC Programmer with Dongle	\$615.00

5. Specialty Driver Control Options

Requires expandable Rnet controls and OMNI unless otherwise noted. Not available with Upholstered backs.

5a. Proportional Control Packages

Head Control Proportional Packages			
<input type="checkbox"/>		Switch-it Dual Pro Proportional Head Control with Whitmyer and Facial Pads (Adult)	\$6,953.00
195ID72		Switch-it Dual Pro Head Control w/facial pad (Adult)	\$6,551.00
195J09		SA Boom Mount with Egg Switch Control	\$402.00
<input type="checkbox"/>		Switch-it Dual Pro Proportional Head Control with Spot Pads Package	\$6,953.00
195ID70		Switch-it Dual Pro Head Control w/Spot pads	\$6,551.00
195J09		SA Boom Mount with Egg Switch Control	\$402.00

Hand Control Proportional Joystick Packages			
<input type="checkbox"/>		Switch-it Versa-Guide Compact Joystick Midline with Gatlin Package	\$2,369.00
195ID71		Switch-it Versa-Guide Compact Proportional Joystick	\$2,039.00
195J07		S/A Gatlin Mount	\$330.00
<input type="checkbox"/>		Switch-it Versa-Guide Compact Joystick Midline and prox flex switches with Gatlin Package	\$3,018.00
195ID71		Switch-it Versa-Guide Compact Proportional Joystick	\$2,039.00
195IM08		Dual Flex Proximity Switches (requires no force)	\$649.00
195J07		S/A Gatlin Mount	\$330.00
<input type="checkbox"/>		Switch-it Micro-Pilot Joystick with SpaceDisc Package	\$4,007.00
195ID62		Micro-Pilot Proportional Joystick	\$3,534.00
195J08		S/A SpaceDisc mount	\$473.00
<input type="checkbox"/>		Switch-it Micro-Guide Joystick with SpaceDisc Package	\$4,831.00
195ID63		Micro-Guide Proportional Joystick	\$4,358.00
195J08		S/A SpaceDisc mount	\$473.00
<input type="checkbox"/>		ASL Proportional Micro Extremity Joystick (ASL130) Midline with Gatlin Package	\$4,414.00
195ID59		Micro Extremity Joystick	\$4,084.00
195J07		S/A Gatlin Mount	\$330.00
<input type="checkbox"/>		ASL Mushroom Joystick (ALS135) Midline with Gatlin Package	\$3,353.00
195ID60		Mushroom Joystick	\$3,023.00
195J07		S/A Gatlin Mount	\$330.00
<input type="checkbox"/>		ASL Compact Joystick w Integrated buttons (ASL134) Midline with Gatlin Package	\$1,530.00
195ID61		ASL Compact Joystick	\$1,200.00
195J07		S/A Gatlin Mount	\$330.00
<input type="checkbox"/>		ASL Micro Mini Joystick w Hand Pad (ASL136) Midline with Gatlin Package	\$4,012.00
195ID68		Micro Mini Joystick	\$3,682.00
195J07		S/A Gatlin Mount	\$330.00

Chin Control Proportional Joystick Packages			
<input type="checkbox"/>		Switch-it Versa-Guide Chin Control Compact Joystick and Egg Switch Package	\$2,154.00
195ID71		Switch-it Versa-Guide Compact Proportional Joystick	\$2,039.00
195IM07		S/A Mount off backrest	N/C
195J04		SA Boom Mount with egg switch	\$115.00
<input type="checkbox"/>		Switch-it Versa-Guide Chin Control Compact Joystick and Proximity Flex Switches Package	\$2,688.00
195ID71		Switch-it Versa-Guide Compact Proportional Joystick	\$2,039.00
195IM08		Dual Flex Proximity Switches (requires no force)	\$649.00
195IM07		S/A Mount off backrest	N/C
<input type="checkbox"/>		Switch-It Versa-Guide Bib Chin Control Compact Joystick with Proximity Flex switches Package Std 6"	\$3,445.00
195ID71		Switch-it Versa-Guide Compact Proportional Joystick	\$2,039.00
195IM08		Dual Flex Proximity Switches (requires no force)	\$649.00
195IM05		Bib mount Small	\$757.00
<input type="checkbox"/>		Switch-It Versa-Guide Bib Chin Control Compact Joystick with Proximity Flex Switches Package Large 8"	\$3,512.00
195ID71		Switch-it Versa-Guide Compact Proportional Joystick	\$2,039.00
195IM08		Dual Flex Proximity Switches (requires no force)	\$649.00
195IM06		Bib mount Large	\$824.00
<input type="checkbox"/>		Switch-It Versa-Guide Bib Chin Control Compact Joystick with Egg Switch Package Std 6"	\$2,911.00
195ID71		Switch-it Versa-Guide Compact Proportional Joystick	\$2,039.00
195IM05		Bib mount Small	\$757.00
195J04		SA Boom Mount with egg switch	\$115.00
<input type="checkbox"/>		Switch-It Versa-Guide Bib Chin Control Compact Joystick with Egg Switch Package Large 8"	\$2,978.00
195ID71		Switch-it Versa-Guide Compact Proportional Joystick	\$2,039.00
195IM06		Bib mount Large	\$824.00
195J04		SA Boom Mount with egg switch	\$115.00
<input type="checkbox"/>		Switch-It Micro-Pilot Bib Chin Control with Egg Switch Package Std 6"	\$4,406.00
195ID62		Micro-Pilot Proportional Joystick	\$3,534.00
195IM05		Bib mount Small	\$757.00
195J04		SA Boom Mount with egg switch	\$115.00
<input type="checkbox"/>		Switch-It Micro-Pilot Bib Chin Control with Egg Switch Package Large 8"	\$4,473.00
195ID62		Micro-Pilot Proportional Joystick	\$3,534.00
195IM06		Bib mount Large	\$824.00
195J04		SA Boom Mount with egg switch	\$115.00
<input type="checkbox"/>		Switch-It Micro-Guide Bib Chin Control with Egg Switch Package Std 6"	\$5,230.00
195ID63		Micro-Guide Proportional Joystick	\$4,358.00
195IM05		Bib mount Small	\$757.00
195J04		SA Boom Mount with egg switch	\$115.00
<input type="checkbox"/>		Switch-It Micro-Guide Bib Chin Control with Egg Switch Package Large 8"	\$5,297.00
195ID63		Micro-Guide Proportional Joystick	\$4,358.00
195IM06		Bib mount Large	\$824.00
195J04		SA Boom Mount with egg switch	\$115.00
<input type="checkbox"/>		ASL Proportional Micro Extremity Joystick Chin / Lip with Egg Switch Control Package	\$4,199.00
195ID59		Micro Extremity Joystick	\$4,084.00
195IM07		S/A Mount off backrest	N/C
195J04		SA Boom Mount with egg switch	\$115.00

5. Specialty Driver Control Options (cont.)

5b. Switch Control

Requires Headrest and/or Headrest Mount

3 Switch Proximity Head Arrays *Choose headrest mount below*

<input type="checkbox"/> ASL Proximity Head Array Package (Adult)			\$5,755.00
195II02	ASL Proximity Head Array (Adult)		\$5,353.00
195IJ09	SA Boom Mount with Egg Switch Control		\$402.00
<input type="checkbox"/> ASL Proximity Head Array Package (Ped)			\$5,353.00
195II03	ASL Proximity Head Array (Ped)		\$4,951.00
195IJ09	SA Boom Mount with Egg Switch Control		\$402.00
<input type="checkbox"/> Switch-It Head Array Package 3 Switch Curved (Long)			\$5,353.00
195II13	Switch-it Proximity Head Array Long		\$4,951.00
195IJ09	SA Boom Mount with Egg Switch Control		\$402.00
<input type="checkbox"/> Switch-It Head Array Package 3 Switch Curved (Stubby)			\$5,691.00
195II14	Switch-it Proximity Head Array Stubby		\$5,289.00
195IJ09	SA Boom Mount with Egg Switch Control		\$402.00

5 Switch Proximity Head Array (No Egg Switch Needed) *Choose "Headrest Mount for Special Controls"*

<input type="checkbox"/>	195II04	Switch-It Head Array 5 switch flat	\$5,353.00
--------------------------	---------	------------------------------------	------------

Multiple Switches.

<input type="checkbox"/>	195SW31	Switch-it 3 Naked proximity switches on DB9 connector. (requires OMNI)	\$3,574.00
<input type="checkbox"/>	195SW32	Switch-it 4 Naked proximity switches on DB9 connector. (requires OMNI)	\$4,398.00
<input type="checkbox"/>	195SW33	Switch-it 5 Naked proximity switches on DB9 connector. (requires OMNI)	\$4,954.00
<input type="checkbox"/>	195SW34	ASL (502) 5-Switch adaptor box on DB9 connector. (for use with 5 mono switches, not included)	\$4,954.00
<input type="checkbox"/>	195SW23	4-way toggle switch button DB9 Connector. Includes bracket	\$258.00

Sip N Puff Package *Choose headrest and HR mount below*

<input type="checkbox"/> Quickie Sip n' Puff System			\$840.00
195ID34	Sip N' Puff Kit		\$268.00
195IH1	Sip n' Puff Tubing and SA Hardware		\$457.00
195IJ10	SA Boom Mount with egg switch		\$115.00

Headrest Mount for Specialty Controls

<input type="checkbox"/>	195MH12	Axys Mount & Bracket for Specialty Controls	\$309.00
<input type="checkbox"/>	195MH13	Cobra Mount & Bracket for Specialty Controls	\$386.00
<input type="checkbox"/>	195MH14	Linx Mount & Bracket for Specialty Controls	\$309.00

Headrest Pad for Specialty controls

<input type="checkbox"/>	195HE79	E0955	Plush Pad 8" for Specialty controls	\$309.00
<input type="checkbox"/>	195HE80	E0955	Plush Pad 10" for Specialty controls	\$309.00
<input type="checkbox"/>	195HE81	E0955	Plush Pad 14" for Specialty controls	\$309.00

Extra Swing Away Head Boom Egg Switch and Mount

195IJ05	E1028	Extra SA Boom Mount with egg switch #1	\$115.00
195IJ06	E1029	Extra SA Boom Mount with egg switch #2	\$115.00

Single Switches

<input type="checkbox"/>	195IB01	Ribbon Switch	\$119.00
<input type="checkbox"/>	195IB02	Buddy Button Switch	\$95.00
<input type="checkbox"/>	195IB03	Disc Switch	\$202.00
<input type="checkbox"/>	195IB04	Wobble Switch	\$630.00
<input type="checkbox"/>	195IB05	Micro Light Switch	\$95.00
<input type="checkbox"/>	195IB06	Egg Switch-Black	\$119.00
<input type="checkbox"/>	195IB07	Switch-it Mini 1 button on Mono plug	\$268.00

6. SEAT TYPE

Recline Seat Frame size

<input type="checkbox"/>	195ST57	Power Recline (requires Expandable Rnet electronics)	\$473.00
<input type="checkbox"/>	195FU26	Power Recline Seat Frame (G) 14x16 to 22x20 (Not width Adjustable)	N/C

7. SEAT SIZE

Seat Size Matrix. *Seat type is chosen in section 5.*

G = Recline Seat (Width not adjustable)

Note: Power Recline Seat Depth measured from solid surface of back to front of seat pan. Please accommodate for backrest cushion thickness.

		Recline Seat Width				
		14"	16"	18"	20"	22"
Seat Depth (Adjustable)	16"	G	G	G	G	G
	17"	G	G	G	G	G
	18"	G	G	G	G	G
	19"	G	G	G	G	G
	20"	G	G	G	G	G

Seat Width

<input type="checkbox"/>	195R23	14" Seat width	N/C
<input type="checkbox"/>	195R5	16" Seat width	N/C
<input type="checkbox"/>	195R7	18" Seat width	N/C
<input type="checkbox"/>	195R9	20" Seat width	N/C
<input type="checkbox"/>	195R25	22" Seat width	N/C

Seat Depth

<input type="checkbox"/>	195RF5	16" Seat depth	N/C
<input type="checkbox"/>	195RF6	17" Seat depth	N/C
<input type="checkbox"/>	195RF7	18" Seat depth	N/C
<input type="checkbox"/>	195RF8	19" Seat depth	N/C
<input type="checkbox"/>	195RF24	20" Seat depth	N/C

8. SEAT CUSHIONS

JAY Cushion Bundling

<input type="checkbox"/>	195JC14	Jay Cushion <u>On Chair Order</u> <u>Refer to order form.</u>	See order form
--------------------------	---------	--	----------------

9. POWERED SEATING

Power Seating Options

<input type="checkbox"/>	195PA6	Recline Only w/Power Shear Reduction (2 actuators)	\$6,077.00
<input type="checkbox"/>	195PA7	Tilt and Recline w/Power Shear Reduction (3 actuators)	\$10,604.00

Power Seating Control

Powered Seating Thru-drive Control Method.

Thru-Drive 2+ Actuator (Requires Rnet)

<input type="checkbox"/>	195EO29	Thru Drive 2+ Actuators: (For operating Tilt, recline, power legs) Includes Ctrl+5	\$3,590.00
--------------------------	---------	--	------------

Powered Seating Thru-drive Control Options

Assignable Buttons (Requires Rnet)

"Assignable Button" feature allows for customization of joystick buttons and/or Ctrl+5 Switches allowing access to various wheelchair and seating functions. When enabled, chair will be pre-programmed with seating functions assigned to buttons on the joystick. Assignments can be changed via PC Dongle.

<input type="checkbox"/>	195PM01	Enable Assignable buttons	\$618.00
--------------------------	---------	---------------------------	----------

Ctrl+5 Switchbox Options (Requires Rnet)

Ctrl+5 allows direct control to 5 power seating functions (10 total switches). Switches can also be used with assignable buttons for greater flexibility. Box includes 3-Amp USB port for charging portable devices



<input type="checkbox"/>	195QG01	Ctrl+5 Switchbox mounted behind joystick	\$618.00
<input type="checkbox"/>	195QG02	Ctrl+5 Switchbox mounted opposite joystick	\$618.00
<input type="checkbox"/>	195QG03	Ctrl+5 Switchbox mounted on back cane	\$618.00
<input type="checkbox"/>	195QG04	Ctrl+5 Switchbox mounted on seat rail	\$618.00
<input type="checkbox"/>	195QG05	Omit Ctrl+5	-\$618.00

Ctrl+5 Switch Type

<input type="checkbox"/>	195EY03	Push buttons	N/C
<input type="checkbox"/>	195EY04	Toggle switches	\$309.00

11. BACKREST AND BACK OPTIONS for 3.7 POWER RECLINE

Backrest Frame Type

<input type="checkbox"/>	195BT89	Power Recline (<i>Power Recline Seat only</i>)	N/C
--------------------------	---------	--	-----

Power Recline Backrest Preset Home Angle N/C

<input type="checkbox"/>	90° 195QK1	<input type="checkbox"/>	95° 195QK2 default	<input type="checkbox"/>	100° 195QK3
--------------------------	------------	--------------------------	--------------------	--------------------------	-------------

Back Height - Required for Standard Curved Recline Backs and Jay 3 recline backs.

(Limited combinations of widths) Measured from pan to top of solid back.

<input type="checkbox"/>	195B42	22"	N/C
<input type="checkbox"/>	195B44	24"	N/C
<input type="checkbox"/>	195B140	26"	N/C
<input type="checkbox"/>	195B141	27"	N/C
<input type="checkbox"/>	195B142	28"	N/C

Back Type (Solid Recline)

<input type="checkbox"/>	195BU83	Standard Curve back with 1.5" Foam cushion. (<i>Reduces Seat Depth</i>)	N/C
<input type="checkbox"/>	195JB03	Jay J3 for Power Recline w/1.5" Foam <i>Choose type below. (Reduces Seat Depth)</i>	N/C

Push Handle Options

<input type="checkbox"/>	195BP55	Fixed "Cane" Handles.	N/C
<input type="checkbox"/>	195BP56	Height Adjustable Push Handles. w/2 utility hooks	\$53.00
<input type="checkbox"/>	195BP57	Omit push handles	N/C

JAY 3 BACK for 3.7 POWER RECLINE OPTIONS

Jay 3 Contour.

<input type="checkbox"/>	195JP01	J3 PA Back (2.2" of Contour Depth) Available 14"-20" Wide (J3PAUTZYXX)	\$803.00
<input type="checkbox"/>	195JP02	J3 PA Back (2.2" of Contour Depth) Available 22" Wide (J3PAUTZ22FX)	\$1,708.00
<input type="checkbox"/>	195JP03	J3 PL Back (3.0" of Contour Depth) Available 14"-20" Wide (J3PLUTZYXX)	\$867.00
<input type="checkbox"/>	195JP04	J3 PDL Back (6.0" of Contour Depth) Available 14"-20" Wide (J3PDLUTZYXX)	\$930.00
<input type="checkbox"/>	195JP05	J3 PDC Back (6.0" of Contour Depth) Available 14"-20" Wide (J3PDCUTZYXX)	\$940.00
<input type="checkbox"/>	195JP06	J3 PD Back (6.0" of Contour Depth) Available 14"-20" Wide (J3PDUTZYXX)	\$953.00

Jay 3 Back Height. *Backs are height adjustable*

<input type="checkbox"/>	195JR06	MT for 22" tall back. (Mid Thoracic Short 15" shell)	N/C
<input type="checkbox"/>	195JR01	UT for 24" tall back. (Upper Thoracic Short 16.5" shell)	N/C
<input type="checkbox"/>	195JR02	UT for 26" tall back. (Upper Thoracic Med 18" shell)	N/C
<input type="checkbox"/>	195JR03	UT for 27" tall back. (Upper Thoracic Tall 19.5" shell)	N/C
<input type="checkbox"/>	195JR04	SH for 28" tall back and widths 14-20" (Shoulder Height 21" shell,)	N/C
<input type="checkbox"/>	195JR05	SH for 26-28" tall back and 22" wide seat (Shoulder Height 18" shell,)	N/C

SPINE-ALIGN MINI FIT KIT 2

Includes: 5 wedges, 2 lat shims, 2 post/lat pelvic, 1 lg lumbar, 1 flat shim, and 1 curved

<input type="checkbox"/>	195JS01	SPINE-ALIGN MINI FIT KIT 2	\$190.00
--------------------------	---------	----------------------------	----------

Jay 3 Width

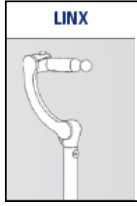
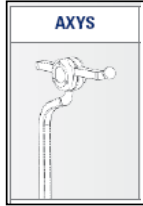
Back can be ordered 2" narrower than seat pan. Armrest will be adjusted to back width ordered. Future growth can be accomplished by replacing back with wider versions and adjusting arms outward.

<input type="checkbox"/>	195JQ01	Back width 14" (Use w/ 14-16" wide seat)	N/C
<input type="checkbox"/>	195JQ02	Back width 16" (Use w/ 16-18" wide seat)	N/C
<input type="checkbox"/>	195JQ03	Back width 18" (Use w/ 18-20" wide seat)	N/C
<input type="checkbox"/>	195JQ04	Back width 20" (Use w/ 20-22" wide seat)	N/C
<input type="checkbox"/>	195JQ05	Back width 22" (Use with 22" wide seat)	N/C

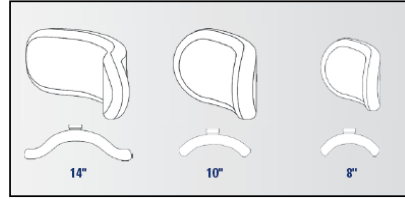
12. HEADREST OPTIONS

Choose One Each.

Headrest Mount			
<input type="checkbox"/>	195MH10	Axys Mount & Bracket	\$315.00
<input type="checkbox"/>	195MH11	Cobra Mount and Bracket	\$578.00
<input type="checkbox"/>	195MH1	Linx Mount and Bracket	\$237.00



Headrest Pad			
<input type="checkbox"/>	195HE65	Plush Head Support Pad 8"	\$237.00
<input type="checkbox"/>	195HE66	Plush Head Support Pad 10"	\$237.00
<input type="checkbox"/>	195HE78	Plush Head Support Pad 14"	\$184.00
<input type="checkbox"/>	195HE82	Adjusta Plush Head Support Pad Narrow	\$365.00
<input type="checkbox"/>	195HE83	Adjusta Plush Head Support Pad std	\$365.00



13. POSTURAL SUPPORTS

LATERAL THORACIC SUPPORT (Swing Away)			
<i>Available on all Solid Backs.</i>			
<input type="checkbox"/>	LAT 4X4 S/A MOUNTS W/ 1" OFFSET - PR		\$409.00
	195ZV14	LATERAL 4X4 W/ 1" OFFSET - PAIR	\$126.00
	195ZS07	LATERAL SWING AWAY MOUNT - PAIR	\$283.00
<input type="checkbox"/>	LAT 4X5 S/A MOUNTS W/ 1" OFFSET - PR		\$409.00
	195ZV15	LATERAL 4X5 W/ 1" OFFSET - PAIR	\$126.00
	195ZS07	LATERAL SWING AWAY MOUNT - PAIR	\$283.00
<input type="checkbox"/>	LAT 4X6 S/A MOUNTS W/ 1" OFFSET - PR		\$409.00
	195ZV16	LATERAL 4X6 W/ 1" OFFSET - PAIR	\$126.00
	195ZS07	LATERAL SWING AWAY MOUNT - PAIR	\$283.00
<input type="checkbox"/>	LAT 6X4 S/A MOUNTS W/ 1" OFFSET - PR		\$409.00
	195ZV17	LATERAL 6X4 W/ 1" OFFSET - PAIR	\$126.00
	195ZS07	LATERAL SWING AWAY MOUNT - PAIR	\$283.00
<input type="checkbox"/>	LAT 6X5 S/A MOUNTS W/ 1" OFFSET - PR		\$409.00
	195ZV18	LATERAL 6X5 W/ 1" OFFSET - PAIR	\$126.00
	195ZS07	LATERAL SWING AWAY MOUNT - PAIR	\$283.00
<input type="checkbox"/>	LAT 6X6 S/A MOUNTS W/ 1" OFFSET - PR		\$409.00
	195ZV19	LATERAL 6X6 W/ 1" OFFSET - PAIR	\$126.00
	195ZS07	LATERAL SWING AWAY MOUNT - PAIR	\$283.00

CHEST STRAP			
<input type="checkbox"/>	195ZR03	Padded Chest Strap	\$283.00

Swing Away Knee Adductor Supports			
<i>Available only with Fixed and Power Center Mount Legrests.</i>			
<i>Not available with Dual Post Arm Rests or 2-point Locking Cantilever Arms</i>			
Knee Adductor Supports - LEFT (choose Pad and Arm)			\$498.00
Pad Size			
<input type="checkbox"/>	195KB5	Knee Adductor Pad SM- Left	\$215.00
<input type="checkbox"/>	195KB7	Knee Adductor Pad LG- Left	\$215.00
S/A Arm Size			
<input type="checkbox"/>	195XX04	Swing Away Short - Left	\$283.00
<input type="checkbox"/>	195XX06	Swing Away Long - Left	\$283.00
Knee Adductor Supports - RIGHT (choose Pad and Arm)			\$498.00
Pad Size			
<input type="checkbox"/>	195KB6	Knee Adductor Pad SM- Right	\$215.00
<input type="checkbox"/>	195KB8	Knee Adductor Pad LG- Right	\$215.00
S/A Arm Size			
<input type="checkbox"/>	195XX05	Swing Away Short - Right	\$283.00
<input type="checkbox"/>	195XX07	Swing Away Long - Right	\$283.00

Long Thigh Support w/Removable Mount			
<i>Available with Cantilever Arms, NA with Manual Recline Back, Dual Post, Single Post or Cantilever w/ 2 pt Locking arms.</i>			
SPOT Long Thigh Support - Left			\$409.00
	195TV2	Long Thigh Support - Left	\$126.00
	195TX1	Removable Mount - Left	\$283.00
SPOT Long Thigh Support - Right			\$409.00
	195TV1	Long Thigh Support - Right	\$126.00
	195TX2	Removable Mount - Right	\$283.00

14. ARMREST AND ARMPAD OPTIONS

14b. Armrest options for Power Recline Seating

Armrest for Power Recline Seating.			
<i>(Armrest width can be adjusted 2" narrower than seat)</i>			
<input type="checkbox"/>	195EG26	STD Cantilever/Reclining Arm 10-14" Height Range	N/C
<input type="checkbox"/>	195EG27	Cantilever/Reclining Arm w/ 2 Point Locking Post. (10"-12" Ht Range.)	\$315.00
<input type="checkbox"/>	195EG28	Cantilever/Reclining Arm w/ 2 Point Locking Post. (11"-13" Ht Range.)	\$315.00

Reclining Armpad Options			
<i>(Armpad can be angled inward 15 degrees)</i>			
Standard Reclining Armpad			
Left Armpad (N/C)		Right Armpad (N/C)	
<input type="checkbox"/>	195AE05	St Reclining Arm Pad (16")	<input type="checkbox"/>
Comfort Reclining Armpad (Foam)			
Left Armpad (\$98.00)		Right Armpad (\$98.00)	
<input type="checkbox"/>	195AE22	Comfort 2" wide Reclining Arm Pad	<input type="checkbox"/>
<input type="checkbox"/>	195AE23	Comfort 4" wide Reclining Arm Pad	<input type="checkbox"/>
Otto Bock Reclining Armpad			
Left Armpad (\$158.00)		Right Armpad (\$158.00)	
<input type="checkbox"/>	195AE08	SM Forearm Pads (8")	<input type="checkbox"/>
<input type="checkbox"/>	195AE06	MD Forearm Pads (11.5")	<input type="checkbox"/>
<input type="checkbox"/>	195AE07	LG Forearm Pads (14")	<input type="checkbox"/>
Otto Bock Hand Pad Options			
Left Hand Pad (\$79.00)		Right Hand Pad (\$79.00)	
<input type="checkbox"/>	195OL01	MD Flat Hand Pads (4-1/2" x 7")	<input type="checkbox"/>
<input type="checkbox"/>	195OL02	LG Flat Hand Pads (5-1/2" x 9")	<input type="checkbox"/>

ORDERING INFORMATION: PHONE: (800) 263-3390 FAX: (800) 561-5834 WEBSITE: www.sunrisemedical.ca

Specifications are subject to change without notice. Copyright ©2016 MK-100304 REV A (US) Rev 1 (CA)

15. HANGERS AND FOOTRESTS

Swing-away Hangers

Non-Powered Swing Away Legrests

Sold as Pairs

<input type="checkbox"/>	195H2	70° Swing Away (A,B,C)	N/C
<input type="checkbox"/>	195H138	Manual ELR S/A (A,B,C,D) (Avail. with Fixed Centermount, choose below)	\$352.00

Power Elevating Legrests (2 Actuators)

<input type="checkbox"/>	195H126	Swing Away Power ELR w/ Articulation Pair (B footplates) (N/A for 12" or 13" wide)	N/C
--------------------------	---------	--	-----

Swing Away Footplates

<input type="checkbox"/>	B - Adult Angle Adjust w/Heel Loop for use with 70° hanger and ELR (Pair)		\$205.00
	195F282	Adult Angle Adjustable Footplate	\$205.00
	195HL10	Heel Loop	N/C
<input type="checkbox"/>	B - Adult Angle Adjust w/Heel Loop for use with 90° hanger (Pair)		\$205.00
	195F285	Adult Angle Adjustable Footplate	\$205.00
	195HL10	Heel Loop	N/C
<input type="checkbox"/>	C - Kids Angle Adjust w/Leg Strap for use with 70° hanger (Pair)		\$205.00
	195F283	Kids Angle Adjustable Footplate	\$205.00
	195LS13	Leg Strap	N/C
<input type="checkbox"/>	C - Kids Angle Adjust w/Leg Strap for use with 80° and 90° hanger(Pair)		\$205.00
	195F286	Kids Angle Adjustable Footplate	\$205.00
	195LS13	Leg Strap	N/C

Omit Hangers.

<input type="checkbox"/>	195H144	Omit Hangers	-\$15.00
--------------------------	---------	--------------	----------

Hanger Extensions. (See range listed in matrix below)

NOTE: Not all extension tube will be available; depending on the seat height, some extension tube options may not offer enough ground clearance.

<input type="checkbox"/>	195E16	High Mount Hanger	\$84.00
<input type="checkbox"/>	195E1	Short	N/C
<input type="checkbox"/>	195E2	Medium	N/C
<input type="checkbox"/>	195E5	Long	N/C

Footrest Accessories

<input type="checkbox"/>	195A01	Toe Loop (Pair) Only avail on (opt B).	\$37.00
<input type="checkbox"/>	195LS14	Extra Leg Strap	\$53.00
<input type="checkbox"/>	195F279	Omit Footplate and extension tube	N/C

Lower Leg Length Matrix (measured seat pan to the top of the footplate surface)				
Hanger Type	Standard	Short	Medium	Long
70° Swing Away		13.5"-16"	16"-18.5"	18"-20.5"
Manual ELR S/A		12.5"-17"	14.5"-19"	17"-21"
Power ELR S/A		12"-14"	14"-17"	16.5"-19"
Fixed Cntrmnt Recline	3"-19"			
Power Cntrmnt	3"-19"			

Centermount Footplates

Non-Powered Center Mount Legrests

<input type="checkbox"/>	195H128	Fixed Center Mount Power Recline (Choose individual angle adjustable footplates and custom options below) (F)	N/C
--------------------------	---------	---	-----

Power Centermount (2 Actuators)

<input type="checkbox"/>	195H127	Power Centermount ELR w/7.5" Power Articulation (F) Centermount footplates plus Custom Options Below	\$2,987.00
--------------------------	---------	--	------------

Power Centermount Footplate Extension Option

<input type="checkbox"/>	195IE01	Enable 7.5" Powered footplate extension for transfer assist. (Electronics programmed to allow footplates to be extended <u>with or without</u> legrest being raised)	\$1,545.00
<input type="checkbox"/>	195IE02	Disable Footplate extension for transfers. (Electronics programmed to <u>ONLY</u> extend footplates when legs are raised.)	N/C

Centermount Footplates

<input type="checkbox"/>	F - Centermount Dual Footplate (Pair) (Individually Height (3"-19") and Angle Adjustable)		\$247.00
	195F315	CMT Angle Adjustable Footplates	\$247.00

16. ACCESSORIES

Wheelchair Tray Table

<input type="checkbox"/>	1957A01	TRAY TABLE SM TUFFAK 12"-14" PWR	\$331.00
<input type="checkbox"/>	1957A02	TRAY TABLE MED TUFFAK 15"-17" PWR	\$331.00
<input type="checkbox"/>	1957A03	TRAY TABLE LRG TUFFAK 18"-20" PWR	\$331.00

Backpack

<input type="checkbox"/>	195A1	Black Utility	\$97.00
--------------------------	-------	---------------	---------

Accessories

<input type="checkbox"/>	1958A09	Ram Phone Mount on Round JS tube	\$67.00
<input type="checkbox"/>	1958A10	Ram Tablet Mount on Round JS tube	\$268.00
<input type="checkbox"/>	1958A11	Ram Cup holder	\$67.00
<input type="checkbox"/>	1958A12	Switch-it Remote Stop Switch	\$1,200.00

Positioning Belt - Select for any style seat

<input type="checkbox"/>	195EJ01	Auto Style Buckle	N/C
<input type="checkbox"/>	195EJ02	Belt 2" Aircraft Buckle	\$163.00
<input type="checkbox"/>	195EJ03	Belt 2" Aircraft Buckle Padded	\$178.00

Mounting Accessories (available with All Seats)

Only one accessory can be mounted at a time.

<input type="checkbox"/>	195A603	Cane/Crutch Holder	\$100.00
<input type="checkbox"/>	195A604	O2 holder	\$100.00
<input type="checkbox"/>	195A605	Walker holder	\$100.00