



# Quickie Pulse™ 6 BC

EIPW22, July 2016

Account: _____	Ship To: _____
Date: _____	Name: _____
PO#: _____	Address: _____
Buyer: _____	City, Prov, PC: _____
Marked For: _____	Phone: _____

✓	Option #	Definition	Price	✓	Option #	Definition	Price
---	----------	------------	-------	---	----------	------------	-------

## 1. \* QUICKIE Pulse™ 6 (Select One)

QUICKIE Pulse™ 6 BC		
<input type="checkbox"/>	Quickie Pulse™ 6 BC w/ASAPII Seat (Fig 1.1)	
195PC74	Base Package	\$6,298.00

QUICKIE Pulse™ 6 CC		
<input type="checkbox"/>	Quickie Pulse™ 6 CC w/Capt Seat and Cushion (Fig 1.3)	
195PC75	Base Package	\$6,298.00
195EG24	Flip Back ht adj removable armrest CC	\$378.00

QUICKIE Pulse™ 6 BC		
<input type="checkbox"/>	Quickie Pulse™ 6 BC w/Capt Back/Sld Seat Pan (Fig 1.2)	
195PC77	Base Package	\$6,298.00
195EG25	Flip Back ht adj removable armrest BC	\$378.00

### BC Seating Specifications

<b>Typical Chair Weight</b>	<b>W/battery</b>	235lbs	<b>W/O Battery</b>	157lbs
<b>Transit</b>	ISO occupied approved / WC19 with Capt Seat			
<b>Seat Type</b>	ASAP II / Optional Capt Back w/ seat pan.			
<b>Seat size range</b>	<b>Width</b>	12"-22"	<b>Depth</b>	12"-22"
<b>STFH range</b>	<b>ASAP II</b>	16.2" - 20.2"	<b>Capts</b>	16.2" - 19.4"
<b>Power Seating</b>	9" Seat elevator			

### CC Seating Specifications

<b>Typical Chair Weight</b>	<b>W/battery</b>	250lbs	<b>W/O Battery</b>	172lbs
<b>Transit</b>	WC19 with optional Lap Belt.			
<b>Seat Type</b>	Captain Seat w/ removable seat cushion			
<b>Seat size range</b>	<b>Width</b>	16" - 20"	<b>Depth</b>	15"- 22"
<b>STFH range</b>	16.2" - 19.4"			
<b>Power Seating</b>	9" Seat elevator			



Fig 1.1 Pulse™ 6 BC



Fig 1.2 Pulse™ 6 BC  
Capt Back and Solid Seat Pan



Fig 1.3 Pulse™ 6 CC

### QUICKIE Pulse™ 6 Base Specifications

<b>Drive Wheel Position</b>	Midwheel Drive	<b>Drive Wheels</b>	13" Drive Wheels w/ flat free insert (Black or Grey)
<b>User weight Cap</b>	300 lb	<b>Tires/Casters</b>	7" Front / 6" rear (Black or Grey)
<b>Base size</b>	<b>Width</b> 24" <b>Length</b> 34" <b>Turn Radius</b> 18"	<b>Charger</b>	8A Dual Mode Charger (Compact) CTE
<b>Drive Control</b>	VR-2 90A (non-expand) R-net EL90 (Expandable)	<b>Battery Size</b>	Group 22
<b>Driving Range</b>	Up to 13.5 miles	<b>Shroud Colors</b>	12 standard colors, 3 upgrade prints.
<b>Drive Motors</b>	4-pole 6 mph	<b>Ground Clearance</b>	3"

\* Required Selection for all models

\*\* Required Selection with ASAP II seating

\*\*\* Required Selection with Captains Seating

## 2. BASE CHAIR OPTIONS

### \* Shroud Color

<input type="checkbox"/>	195EZ01	Candy Apple Red	N/C
<input type="checkbox"/>	195EZ02	High Gloss Black	N/C
<input type="checkbox"/>	195EZ03	Candy Blue	N/C
<input type="checkbox"/>	195EZ04	Silver	N/C
<input type="checkbox"/>	195EZ05	Copper	N/C
<input type="checkbox"/>	195EZ08	Green Apple	N/C
<input type="checkbox"/>	195EZ09	Yellow	N/C
<input type="checkbox"/>	195EZ10	Pearl Pink	N/C
<input type="checkbox"/>	195EZ11	Candy Purple	N/C
<input type="checkbox"/>	195EZ12	Matte Black	N/C
<input type="checkbox"/>	195EZ13	Midnight Blue	N/C
<input type="checkbox"/>	195EZ15	Pearl White	N/C
<input type="checkbox"/>	195EZ06	Digital Camo.	\$515.00
<input type="checkbox"/>	195EZ07	Woodland Camo.	\$515.00
<input type="checkbox"/>	195EZ14	Carbon Fiber Print	\$515.00
<input type="checkbox"/>	195EZ17	Pink Camo	\$515.00
<input type="checkbox"/>	195EZ18	Grunge Skulls	\$515.00
<input type="checkbox"/>	195EZ16	American Flag	\$515.00

### Drive wheel/tire package

<input type="checkbox"/>	195DW60	-	Cast Wheel Solid Dual Density Inserts <b>Black</b> Knobby Tires and <b>Black</b> Casters	N/C
--------------------------	---------	---	---	-----

### \* User weight

<input type="checkbox"/>	195WG06	< 150lb.	N/C
<input type="checkbox"/>	195WG13	151-200lb	N/C
<input type="checkbox"/>	195WG14	201-250lb	N/C
<input type="checkbox"/>	195WG03	251-300lb	N/C

### Ventilator Options

*Not available w/ Transit, Power Legs or Capt seat.*

<input type="checkbox"/>	195VT4	Fixed Vent Tray (Pulmonetic LTV Models)	\$530.00
--------------------------	--------	--	----------

### \* Motor Package

<input type="checkbox"/>	195PF88	-	300lbs 6mph 4-Pole	N/C
--------------------------	---------	---	--------------------	-----

### \* Transit Option

<input type="checkbox"/>	195TO40	Omit Transit	N/C
<input type="checkbox"/>	195TO25	ISO Transit Package for use with ASAP II seating.	\$373.00
<input type="checkbox"/>	195WN01	WC19 Transit Package for use with Captain Seating. (Optional Transit Belt Below)	\$373.00

### WC19 Transit Lap Belt

<input type="checkbox"/>	195WN02	WC19 Transit Lap Belt	\$210.00
--------------------------	---------	-----------------------	----------

### Pre-Set Seat Frame Angle

<input type="checkbox"/>	195FA10	0°	N/C
<input type="checkbox"/>	195FA3	3° NA with +3" or +4" STFH or lift	N/C
<input type="checkbox"/>	195FA4	6° NA with +3" or +4" STFH or Lift	N/C

### Seat Height

*(Measured in the front) - Obtain Quote to verify est. STFH*

<input type="checkbox"/>	195HT44	Position "0"	N/C
<input type="checkbox"/>	195HT45	+1" Seat to Floor Height	N/C
<input type="checkbox"/>	195HT46	+2" Seat to Floor Height	N/C
<input type="checkbox"/>	195HT47	+3" Seat to Floor Height	N/C
<input type="checkbox"/>	195HT48	+4" Seat to Floor Height	N/C

### STFH Matrix

Seating Type and Power Option Combinations	Seat-to-Floor Height at 0 Pre-tilt				
	Low	+1"	+2"	+3"	+4"
ASAP II No power seating.	16"	17"	18"	19"	20"
ASAP II Lift only.	18.4"	19.4"			
Captain Seat (From Pan)	16"	17"	18"		
Captain Seat with Lift. (From Pan)	18.2"	19.2"			

Adding seat angle will increase STFH by 1" for each incremental change.

## 3. BATTERIES and CHARGERS

### Batteries

<input type="checkbox"/>	195AG01	22NF Std flat top Batteries (Pair) w/straps	\$620.00
<input type="checkbox"/>	195AG05	Omit batteries (Includes harness)	N/C

### Battery Charger

<input type="checkbox"/>	195BJ19	8A Dual Mode Charger (Compact) CTE	N/C
--------------------------	---------	------------------------------------	-----

\* Required Selection for all models

\*\* Required Selection with ASAP II seating

\*\*\* Required Selection with Captains Seating

## 4. ELECTRONICS

### Drive Control Options

#### Non-Expandable Controllers

<input type="checkbox"/>	195ER01	Non-expandable VR2-90 controller (NA with High Speed Motor package)	N/C
--------------------------	---------	---	-----

#### Expandable Controllers

<input type="checkbox"/>	195ER02	R-Net Expandable Drive Control Upgrade (90A)	N/C
	195EX01	Expandable Controller - R-net	\$530.00
	195EX02	Harnessing for Expandable Controller	N/C

### VR2 Joystick (non-expandable)

<input type="checkbox"/>	195J94	Non Expandable VR2 Joystick	N/C
--------------------------	--------	-----------------------------	-----

### R-net Joystick

<input type="checkbox"/>	195J70	Std LED Joystick for Rnet Ctrl	N/C
<input type="checkbox"/>	195J108	Joystick w/Stereo Jacks & Color Display	\$158.00
<input type="checkbox"/>	195J88	Joystick W/Toggle, Spd Pot, Stereo Jack & Color Display	\$158.00
<input type="checkbox"/>	195J112	Joystick Advanced: 3.5" Color Display, Paddle Switches, Shortcut Keys and Stereo Jack.	\$1,040.00
<input type="checkbox"/>	195J95	Omit JS. For use with OMNI	N/C

### Joystick Mount (Fixed, Swing Away, Retractable, Mid)

<input type="checkbox"/>	195JM10	Fixed Mount	N/C
<input type="checkbox"/>	195JM11	Swing Away Mount	\$388.00
<input type="checkbox"/>	195JM15	Retractable Joystick mount w/45° stops	\$721.00
<input type="checkbox"/>	195JM14	Mid Line Mount	\$388.00

### Joystick Mount (Location)

*Height Adjustable.*

<input type="checkbox"/>	195HM1	Right Side Mount	N/C
<input type="checkbox"/>	195HM2	Left Side Mount	N/C

### Joystick Handle (Optional)

<input type="checkbox"/>	195JH1	Ball Handle	\$95.00
<input type="checkbox"/>	195JH2	Foam Ball Handle	\$95.00
<input type="checkbox"/>	195JH4	T-Handle	\$95.00
<input type="checkbox"/>	195JH6	Goalpost	\$95.00

### Attendant Control

<input type="checkbox"/>	1950A01	Attendant Control for VR-2	\$1,066.00
<input type="checkbox"/>	1950A02	Attendant Control for R-net	\$1,066.00

### Attendant Mounting location

<input type="checkbox"/>	195DN1	Mounting location: Right Back Cane	N/C
<input type="checkbox"/>	195DN2	Mounting Location: Left Back Cane	N/C

### R-net OMNI and Output Options

*(For expandable controls, choose all that apply)*

<input type="checkbox"/>	195ON1	Rnet OMNI Input Control Module and display with built in Infrared and armrest mount. Choose mount below. (required for Specialty Input Devices.)	\$2,075.00
<input type="checkbox"/>	195ON2	Rnet Output Module (ECM)	\$1,066.00

### OMNI Mount

*(If used with Joystick must be mounted opposite side)*

<input type="checkbox"/>	195DS04	Swing Away Left Side OMNI Mount	N/C
<input type="checkbox"/>	195DS03	Swing Away Right Side OMNI Mount	N/C

### Switch inputs for R-Net Joysticks or OMNI

*Drive or Mode / Profile Control*

<input type="checkbox"/>	195SW22	Stereo to 2 Mono Splitter	\$75.00
<input type="checkbox"/>	195SW6	Ribbon Switch	\$119.00
<input type="checkbox"/>	195SW1	Buddy Button Switch	\$95.00
<input type="checkbox"/>	195SW2	Disc Switch	\$75.00
<input type="checkbox"/>	195SW9	Wobble Switch	\$321.00
<input type="checkbox"/>	195SW4	Micro Light Switch	\$95.00
<input type="checkbox"/>	195SW24	Egg Switch-Black	\$119.00
<input type="checkbox"/>	195SW21	Dual toggle switch and bracket	\$214.00
<input type="checkbox"/>	195SW35	Switch-it Mini 1 button on Mono plug	\$268.00
<input type="checkbox"/>	195SW36	Switch-it Mini 2 button on 2 Mono plugs	\$268.00
<input type="checkbox"/>	195SW37	Switch-it Mini 2 button on 1 Stereo plug	\$268.00
<input type="checkbox"/>	195SW38	Switch-it Mini 4 button on DB9 connector	\$268.00

### Single Switch Mount Bracket

<input type="checkbox"/>	195EM01	Single Switch Mount Bracket	\$247.00
--------------------------	---------	-----------------------------	----------

### Electronic Programmers

<input type="checkbox"/>	195PR2	VR-2 Hand Held Programmer	\$530.00
<input type="checkbox"/>	195PR5	R-net PC Programmer with Dongle	\$615.00

## 5. Specialty Driver Control Options

*Requires expandable Rnet controls and OMNI unless otherwise noted. Not available with Upholstered backs.*

### 5a. Proportional Control Packages

Head Control Proportional Packages				Chin Control Proportional Joystick Packages			
<input type="checkbox"/> <b>Switch-it Dual Pro Proportional Head Control with Whitmyer and Facial Pads (Adult)</b> <b>\$6,953.00</b>				<input type="checkbox"/> <b>Switch-it Versa-Guide Chin Control Compact Joystick and Egg Switch Package</b> <b>\$2,154.00</b>			
195ID72		Switch-it Dual Pro Head Control w/facial pad (Adult)	\$6,551.00	195ID71		Switch-it Versa-Guide Compact Proportional Joystick	\$2,039.00
195J09		SA Boom Mount with Egg Switch Control	\$402.00	195IM07		S/A Mount off backrest	N/C
<input type="checkbox"/> <b>Switch-it Dual Pro Proportional Head Control with Spot Pads Package</b> <b>\$6,953.00</b> <span style="border: 1px solid black; padding: 2px;">NEW!</span>				<input type="checkbox"/> <b>Switch-it Versa-Guide Chin Control Compact Joystick and Proximity Flex Switches Package</b> <b>\$2,688.00</b>			
195ID70		Switch-it Dual Pro Head Control w/Spot pads	\$6,551.00	195ID71		Switch-it Versa-Guide Compact Proportional Joystick	\$2,039.00
195J09		SA Boom Mount with Egg Switch Control	\$402.00	195IM08		Dual Flex Proximity Switches (requires no force)	\$649.00
<input type="checkbox"/> <b>Switch-it Versa-Guide Compact Joystick Midline with Gatlin Package</b> <b>\$2,369.00</b>				<input type="checkbox"/> <b>Switch-It Versa-Guide Bib Chin Control Compact Joystick with Proximity Flex switches Package Std 6"</b> <b>\$3,445.00</b>			
195ID71		Switch-it Versa-Guide Compact Proportional Joystick	\$2,039.00	195ID71		Switch-it Versa-Guide Compact Proportional Joystick	\$2,039.00
195J07		S/A Gatlin Mount	\$330.00	195IM08		Dual Flex Proximity Switches (requires no force)	\$649.00
<input type="checkbox"/> <b>Switch-it Versa-Guide Compact Joystick Midline and prox flex switches with Gatlin Package</b> <b>\$3,018.00</b>				<input type="checkbox"/> <b>Switch-It Versa-Guide Bib Chin Control Compact Joystick with Proximity Flex Switches Package Large 8"</b> <b>\$3,512.00</b>			
195ID71		Switch-it Versa-Guide Compact Proportional Joystick	\$2,039.00	195ID71		Switch-it Versa-Guide Compact Proportional Joystick	\$2,039.00
195IM08		Dual Flex Proximity Switches (requires no force)	\$649.00	195IM08		Dual Flex Proximity Switches (requires no force)	\$649.00
195J07		S/A Gatlin Mount	\$330.00	195IM05		Bib mount Small	\$757.00
<input type="checkbox"/> <b>Switch-it Micro-Pilot Joystick with SpaceDisc Package</b> <b>\$4,007.00</b>				<input type="checkbox"/> <b>Switch-It Versa-Guide Bib Chin Control Compact Joystick with Proximity Flex Switches Package Large 8"</b> <b>\$3,512.00</b>			
195ID62		Micro-Pilot Proportional Joystick	\$3,534.00	195ID71		Switch-it Versa-Guide Compact Proportional Joystick	\$2,039.00
195J08		S/A SpaceDisc mount	\$473.00	195IM08		Dual Flex Proximity Switches (requires no force)	\$649.00
<input type="checkbox"/> <b>Switch-it Micro-Guide Joystick with SpaceDisc Package</b> <b>\$4,831.00</b>				<input type="checkbox"/> <b>Switch-It Versa-Guide Bib Chin Control Compact Joystick with Egg Switch Package Std 6"</b> <b>\$2,911.00</b>			
195ID63		Micro-Guide Proportional Joystick	\$4,358.00	195ID71		Switch-it Versa-Guide Compact Proportional Joystick	\$2,039.00
195J08		S/A SpaceDisc mount	\$473.00	195IM05		Bib mount Small	\$757.00
<input type="checkbox"/> <b>ASL Proportional Micro Extremity Joystick (ASL130) Midline with Gatlin Package</b> <b>\$4,414.00</b>				<input type="checkbox"/> <b>Switch-It Versa-Guide Bib Chin Control Compact Joystick with Egg Switch Package Large 8"</b> <b>\$2,978.00</b>			
195ID59		Micro Extremity Joystick	\$4,084.00	195ID71		Switch-it Versa-Guide Compact Proportional Joystick	\$2,039.00
195J07		S/A Gatlin Mount	\$330.00	195IM06		Bib mount Large	\$824.00
<input type="checkbox"/> <b>ASL Mushroom Joystick (ALS135) Midline with Gatlin Package</b> <b>\$3,353.00</b>				<input type="checkbox"/> <b>Switch-It Micro-Pilot Bib Chin Control with Egg Switch Package Std 6"</b> <b>\$4,406.00</b>			
195ID60		Mushroom Joystick	\$3,023.00	195ID62		Micro-Pilot Proportional Joystick	\$3,534.00
195J07		S/A Gatlin Mount	\$330.00	195IM05		Bib mount Small	\$757.00
<input type="checkbox"/> <b>ASL Compact Joystick w Integrated buttons (ASL134) Midline with Gatlin Package</b> <b>\$1,530.00</b>				<input type="checkbox"/> <b>Switch-It Micro-Pilot Bib Chin Control with Egg Switch Package Large 8"</b> <b>\$4,473.00</b>			
195ID61		ASL Compact Joystick	\$1,200.00	195ID62		Micro-Pilot Proportional Joystick	\$3,534.00
195J07		S/A Gatlin Mount	\$330.00	195IM06		Bib mount Large	\$824.00
<input type="checkbox"/> <b>ASL Micro Mini Joystick w Hand Pad (ASL136) Midline with Gatlin Package</b> <b>\$4,012.00</b>				<input type="checkbox"/> <b>Switch-It Micro-Guide Bib Chin Control with Egg Switch Package Std 6"</b> <b>\$5,230.00</b>			
195ID68		Micro Mini Joystick	\$3,682.00	195ID63		Micro-Guide Proportional Joystick	\$4,358.00
195J07		S/A Gatlin Mount	\$330.00	195IM05		Bib mount Small	\$757.00
				<input type="checkbox"/> <b>Switch-It Micro-Guide Bib Chin Control with Egg Switch Package Large 8"</b> <b>\$5,297.00</b>			
				<input type="checkbox"/> <b>ASL Proportional Micro Extremity Joystick Chin / Lip with Egg Switch Control Package</b> <b>\$4,199.00</b>			
				195ID59 Micro Extremity Joystick \$4,084.00			
				195IM07 S/A Mount off backrest N/C			
				195J04 SA Boom Mount with egg switch \$115.00			

**5. Specialty Driver Control Options (cont.)**

**5b. Switch Control**

*Requires Headrest and/or Headrest Mount*

**3 Switch Proximity Head Arrays** *Choose headrest mount below*

<input type="checkbox"/> <b>ASL Proximity Head Array Package (Adult)</b>		<b>\$5,755.00</b>
195II02	ASL Proximity Head Array (Adult)	\$5,353.00
195J09	SA Boom Mount with Egg Switch Control	\$402.00
<input type="checkbox"/> <b>ASL Proximity Head Array Package (Ped)</b>		<b>\$5,353.00</b>
195II03	ASL Proximity Head Array (Ped)	\$4,951.00
195J09	SA Boom Mount with Egg Switch Control	\$402.00
<input type="checkbox"/> <b>Switch-It Head Array Package 3 Switch Curved (Long)</b>		<b>\$5,353.00</b>
195II13	Switch-it Proximity Head Array Long	\$4,951.00
195J09	SA Boom Mount with Egg Switch Control	\$402.00
<input type="checkbox"/> <b>Switch-It Head Array Package 3 switch curved (Stubby)</b>		<b>\$5,691.00</b>
195II14	Switch-it Proximity Head Array Stubby	\$5,289.00
195J09	SA Boom Mount with Egg Switch Control	\$402.00

**5 Switch Proximity Head Array (No Egg Switch Needed)** *Choose "Headrest Mount for Special Controls"*

<input type="checkbox"/> 195II04	Switch-It Head Array 5 switch flat	\$5,353.00
----------------------------------	------------------------------------	------------

**Multiple Switches.**

<input type="checkbox"/> 195SW31	Switch-it 3 Naked proximity switches on DB9 connector. (requires OMNI)	\$3,574.00
<input type="checkbox"/> 195SW32	Switch-it 4 Naked proximity switches on DB9 connector. (requires OMNI)	\$4,398.00
<input type="checkbox"/> 195SW33	Switch-it 5 Naked proximity switches on DB9 connector. (requires OMNI)	\$4,954.00
<input type="checkbox"/> 195SW34	ASL (502) 5-Switch adaptor box on DB9 connector. (for use with 5 mono switches, not included)	\$4,954.00
<input type="checkbox"/> 195SW23	4-way toggle switch button DB9 Connector. Includes bracket	\$258.00

**Sip N Puff Package** *Choose headrest and HR mount below*

<input type="checkbox"/> <b>Quickie Sip n' Puff System</b>		<b>\$840.00</b>
195ID34	Sip N' Puff Kit	\$268.00
195IH1	Sip n' Puff Tubing and SA Hardware	\$457.00
195J10	SA Boom Mount with egg switch	\$115.00

**Headrest Mount for Specialty Controls**

<input type="checkbox"/> 195MH12	Axys Mount & Bracket for Specialty Controls	\$309.00
<input type="checkbox"/> 195MH13	Cobra Mount & Bracket for Specialty Controls	\$386.00
<input type="checkbox"/> 195MH14	Linx Mount & Bracket for Specialty Controls	\$309.00

**Headrest Pad for Specialty controls**

<input type="checkbox"/> 195HE79	Plush Pad 8" for Specialty controls	\$309.00
<input type="checkbox"/> 195HE80	Plush Pad 10" for Specialty controls	\$309.00
<input type="checkbox"/> 195HE81	Plush Pad 14" for Specialty controls	\$309.00

**Extra Swing Away Head Boom Egg Switch and Mount**

195J05	Extra SA Boom Mount with egg switch #1	\$115.00
195J06	Extra SA Boom Mount with egg switch #2	\$115.00

**Single Switches**

<input type="checkbox"/> 195IB01	Ribbon Switch	\$119.00
<input type="checkbox"/> 195IB02	Buddy Button Switch	\$95.00
<input type="checkbox"/> 195IB03	Disc Switch	\$202.00
<input type="checkbox"/> 195IB04	Wobble Switch	\$630.00
<input type="checkbox"/> 195IB05	Micro Light Switch	\$95.00
<input type="checkbox"/> 195IB06	Egg Switch-Black	\$119.00
<input type="checkbox"/> 195IB07	Switch-it Mini 1 button on Mono plug	\$268.00

\* Required Selection for all models

\*\* Required Selection with ASAP II seating

\*\*\* Required Selection with Captains Seating

## 6. \* SEAT TYPE

<input type="checkbox"/>	195ST56	<b>** Quickie A.S.A.P II</b> (Adjustable Seating and Positioning) Choose Seat Frame Size Platform.	N/C
<b>** ASAP II Frame size</b> (each frame is width and depth adjustable within given range.)			
<input type="checkbox"/>	195FU17	Adjustable 12x12 to 16X19 ( A )	N/C
<input type="checkbox"/>	195FU18	Adjustable 16x12 to 20x20 ( B )	N/C
<input type="checkbox"/>	195FU19	Adjustable 18x16 to 22x22 ( C )	N/C

OR

<input type="checkbox"/>	195ST58	<b>*** Captain Seat w/Semi-Recline Back - Standard with integrated seat pan, (K0849 cushion available in section 7.) Choose Seat depth / width in section 6. ( D,E,F )</b>	\$830.00
--------------------------	---------	--	----------

## 7. \* SEAT SIZE

### Seat Size Matrix. *Seat type is chosen in section 5.*

A = ASAP II Seat Frame Adjustable from 12x12 to 16X19  
 B = ASAP II Seat Frame Adjustable from 16X12 to 20X20  
 C = ASAP II Seat Frame Adjustable from 18X16 to 22X22

D = Captain Seat, Adjustable 16x15 to 16x18.  
 E = Captain Seat, Adjustable 18x16 to 18x20.  
 F = Captain Seat, Adjustable 20x18 to 20x22

		ASAPII Seat Width									
		12"	13"	14"	15"	16"	17"	18"	19"	20"	22"
Seat Depth	12"	A	A	A	A	A,B	B	B	B	B	
	13"	A	A	A	A	A,B	B	B	B	B	
	14"	A	A	A	A	A,B	B	B	B	B	
	15"	A	A	A	A	A,B	B	B	B	B	
	16"	A	A	A	A	A,B	B	B,C	B,C	B,C	C
	17"	A	A	A	A	A,B	B	B,C	B,C	B,C	C
	18"	A	A	A	A	A,B	B	B,C	B,C	B,C	C
	19"	A	A	A	A	A,B	B	B,C	B,C	B,C	C
	20"					B	B	B,C	B,C	B,C	C
	21"							C	C	C	C
	22"							C	C	C	C

		Capt Seat Width		
		16"	18"	20"
Seat Depth	15"			
	16"	D		
	17"	D	E	
	18"	D	E	F
	19"		E	F
	20"		E	F
	21"			F
	22"			F

Capt seat depth is adjustable,  
 Capt seat width is fixed.

* Seat Width			
<input type="checkbox"/>	195R21	12" Seat width	N/C
<input type="checkbox"/>	195R22	13" Seat width	N/C
<input type="checkbox"/>	195R23	14" Seat width	N/C
<input type="checkbox"/>	195R24	15" Seat width	N/C
<input type="checkbox"/>	195R5	16" Seat width	N/C
<input type="checkbox"/>	195R6	17" Seat width	N/C
<input type="checkbox"/>	195R7	18" Seat width	N/C
<input type="checkbox"/>	195R8	19" Seat width	N/C
<input type="checkbox"/>	195R9	20" Seat width	N/C
<input type="checkbox"/>	195R25	22" Seat width	N/C

* Seat Depth			
<input type="checkbox"/>	195RF20	12" Seat depth	N/C
<input type="checkbox"/>	195RF21	13" Seat depth	N/C
<input type="checkbox"/>	195RF22	14" Seat depth	N/C
<input type="checkbox"/>	195RF23	15" Seat depth	N/C
<input type="checkbox"/>	195RF5	16" Seat depth	N/C
<input type="checkbox"/>	195RF6	17" Seat depth	N/C
<input type="checkbox"/>	195RF7	18" Seat depth	N/C
<input type="checkbox"/>	195RF8	19" Seat depth	N/C
<input type="checkbox"/>	195RF24	20" Seat depth	N/C
<input type="checkbox"/>	195RF25	21" Seat depth	N/C
<input type="checkbox"/>	195RF26	22" Seat depth	N/C

## 8. SEAT CUSHIONS

### JAY Cushion Bundling

<input type="checkbox"/>	195JC14	Jay Cushion <b>On Chair Order</b> <b>Refer to order form</b>	See Order Form
<input type="checkbox"/>	195CU34	Capt seat Cushion. (Avail on CC only)	N/C

\* Required Selection for all models

\*\* Required Selection with ASAP II seating

\*\*\* Required Selection with Captains Seating

## 9. \*POWERED SEATING

Powered Seat Elevator- 9" Travel			
<input type="checkbox"/>	195PA8	Power Seat Elevate (adds 3" to STFH)	\$3,414.00

### Power Seating Control

Powered Seating <u>Switch Control Method</u>			
<i>(For use with power seating actuators. Switch activation is stand-alone and does not require expandable or thru-drive electronics.)</i>			

Single Actuator Switch Control (Lift)			
<input type="checkbox"/>	195EO10	Switch Control 1 actuator with <u>Dual Toggle</u>	N/C
<input type="checkbox"/>	195EO11	Switch Control 1 actuator with <u>Buddy Button</u>	N/C
<input type="checkbox"/>	195EO19	Switch Control 1 actuator with <u>Switch-it Mini 1 button</u>	N/C
<input type="checkbox"/>	195EO20	Switch Control 1 actuator with <u>Switch-it Mini 2 button</u>	N/C

2-3 Actuator Switch Control (Legs only)			
<input type="checkbox"/>	195EO21	Switch Control 2-3 actuator with <u>Dual Toggle</u>	\$750.00
<input type="checkbox"/>	195EO12	Switch Control 2-3 actuator with <u>4-way toggle</u>	\$750.00
<input type="checkbox"/>	195EO23	Switch Control 2-3 actuator with <u>Switch-it Mini 2 button</u>	\$750.00
<input type="checkbox"/>	195EO22	Switch Control 2-3 actuator with <u>Switch-it Mini 4 button</u>	\$750.00

Switch Mount			
<i>(for use with switch control powered seating)</i>			
<input type="checkbox"/>	195EY01	Switch Mount Right	\$750.00
<input type="checkbox"/>	195EY02	Switch Mount Left	\$750.00

Powered Seating <u>Thru-drive Control Method.</u>			
Thru-Drive 1 Actuator			

<input type="checkbox"/>	195EO28	Thru Drive 1 Actuator (For operating Lift thru Joystick.) Includes Ctrl+5 when ordered with Rnet.	\$1,751.00
--------------------------	---------	---	------------

Thru-Drive 2+ Actuator (Requires Rnet)			
<input type="checkbox"/>	195EO29	Thru Drive 2+ Actuators: (For operating power legs) Includes Ctrl+5	\$3,590.00

Powered Seating Thru-drive Control Options			
Assignable Buttons (Requires Rnet)			

"Assignable Button" feature allows for customization of joystick buttons and/or Ctrl+5 Switches allowing access to various wheelchair and seating functions. When enabled, chair will be pre-programmed with seating functions assigned to buttons on the joystick. Assignments can be changed via PC Dongle.

<input type="checkbox"/>	195PM01	Enable Assignable buttons	\$618.00
--------------------------	---------	---------------------------	----------

Ctrl+5 Switchbox Options (Requires Rnet)			
--	--	--	--



Ctrl+5 allows direct control to 5 power seating functions (10 total switches). Switches can also be used with assignable buttons for greater flexibility. Box includes 3-Amp USB port for charging portable devices

<input type="checkbox"/>	195QG01	Ctrl+5 Switchbox mounted behind joystick	\$618.00
<input type="checkbox"/>	195QG02	Ctrl+5 Switchbox mounted opposite joystick	\$618.00
<input type="checkbox"/>	195QG03	Ctrl+5 Switchbox mounted on back cane	\$618.00
<input type="checkbox"/>	195QG05	Omit Ctrl+5	-\$618.00

Ctrl+5 Switch Type			
<input type="checkbox"/>	195EY03	Push buttons	N/C
<input type="checkbox"/>	195EY04	Toggle switches	\$309.00

## 10. \*\* BACKREST AND BACK OPTIONS FOR ASAP II SEAT

*Not available with Captain Seat*

** Backrest Frame Type			
<input type="checkbox"/>	195BT8	Angle Adjustable	N/C
<input type="checkbox"/>	195BT98	Manual Recline 40° (not width adjust.)	\$536.00

Manual Recline Adjustment Method Option			
<i>Back Height 23". Fits all seat types. NA with Cantilever Arms</i>			
<input type="checkbox"/>	195MN01	Tool	N/C
<input type="checkbox"/>	195MN02	Knob (NA with dual post arms.)	N/C

** Angle Adjustable Backrest Options			
<i>(NA with Manual recline)</i>			
<input type="checkbox"/>	195OD8	Non-Folding Backrest	N/C
<input type="checkbox"/>	195OD9	Folding Backrest	\$137.00

** Back Cane Angle			
<input type="checkbox"/>	195BP40	Straight Back Post	N/C
<input type="checkbox"/>	195BP41	8° Bend Back Post (Avail. only w/ Uph or J3 Back) NA with Manual recline	\$126.00

** Cane Adjustable height			
<i>(Upholstery Height Measured pan to top of upholstery.)</i>			
<input type="checkbox"/>	195B1	Fixed Low (15.5")	N/C
<input type="checkbox"/>	195B5	Fixed Med (17.5")	N/C
<input type="checkbox"/>	195B9	Fixed Tall (19.5")	N/C
<input type="checkbox"/>	195B243	Adjustable Low 14" - 18"	N/C
<input type="checkbox"/>	195B244	Adjustable High 20" - 26"	N/C

** Towel Bar Depth			
<input type="checkbox"/>	195QT03	Shallow (NA with Upholstery backs.)	
<input type="checkbox"/>	195QT04	Deep (Ext. 4" from back canes for deep backs)	N/C

** Back Type (Upholstery or Solid)			
<input type="checkbox"/>	195BU1	Upholstery (Not avail Adj cane)	N/C
<input type="checkbox"/>	195BU70	Tension adj Upholstery Ballistic Nylon. w/1" width adjustment.	\$394.00
<input type="checkbox"/>	195BU71	Tension adj Upholstery 3DX Vented. w/1" width adjustment.	\$415.00
<input type="checkbox"/>	195BU76	S.P.O.T. Curved	N/C
<input type="checkbox"/>	195BU77	Jay SPO Posterior	\$598.00
<input type="checkbox"/>	195BU14	Omit Upholstery	-\$15.00

Jay 3 Option (select Omit above)			
<input type="checkbox"/>	195JB08	Jay J3 <u>On Chair Order</u> Choose back, headrest, laterals	See Order Form

Back Height - Required for SPOT Curved and SPO Backs.			
<i>(Limited combinations of widths) Measured from pan to top of solid back.</i>			
<input type="checkbox"/>	195B132	14"	N/C
<input type="checkbox"/>	195B36	16"	N/C
<input type="checkbox"/>	195B38	18"	N/C
<input type="checkbox"/>	195B40	20"	N/C
<input type="checkbox"/>	195B42	22"	N/C
<input type="checkbox"/>	195B44	24"	N/C
<input type="checkbox"/>	195B140	26"	N/C

\* Required Selection for all models

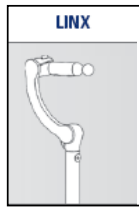
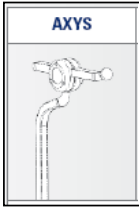
\*\* Required Selection with ASAP II seating

\*\*\* Required Selection with Captains Seating

## 11. HEADREST OPTIONS

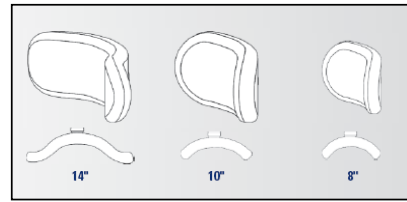
*Choose One Each.*

Headrest Mount			
<input type="checkbox"/>	195MH10	Axys Mount & Bracket	\$315.00
<input type="checkbox"/>	195MH11	Cobra Mount and Bracket	\$578.00
<input type="checkbox"/>	195MH1	Linx Mount and Bracket	\$237.00



Headrest Pad			
<input type="checkbox"/>	195HE65	Plush Head Support Pad 8"	\$237.00
<input type="checkbox"/>	195HE66	Plush Head Support Pad 10"	\$237.00
<input type="checkbox"/>	195HE78	Plush Head Support Pad 14"	\$184.00
<input type="checkbox"/>	195HE82	Adjusta Plush Head Support Pad Narrow	\$365.00
<input type="checkbox"/>	195HE83	Adjusta Plush Head Support Pad std	\$365.00

**NEW!**



## 12. POSTURAL SUPPORTS

LATERAL THORACIC SUPPORT (Swing Away)			
<i>Available on all Solid Backs.</i>			
<input type="checkbox"/>	<b>LAT 4X4 S/A MOUNTS W/ 1" OFFSET - PR</b>	<b>\$409.00</b>	
<input type="checkbox"/>	195ZV14	LATERAL 4X4 W/ 1" OFFSET - PAIR	\$126.00
<input type="checkbox"/>	195ZS07	LATERAL SWING AWAY MOUNT - PAIR	\$283.00
<input type="checkbox"/>	<b>LAT 4X5 S/A MOUNTS W/ 1" OFFSET - PR</b>	<b>\$409.00</b>	
<input type="checkbox"/>	195ZV15	LATERAL 4X5 W/ 1" OFFSET - PAIR	\$126.00
<input type="checkbox"/>	195ZS07	LATERAL SWING AWAY MOUNT - PAIR	\$283.00
<input type="checkbox"/>	<b>LAT 4X6 S/A MOUNTS W/ 1" OFFSET - PR</b>	<b>\$409.00</b>	
<input type="checkbox"/>	195ZV16	LATERAL 4X6 W/ 1" OFFSET - PAIR	\$126.00
<input type="checkbox"/>	195ZS07	LATERAL SWING AWAY MOUNT - PAIR	\$283.00
<input type="checkbox"/>	<b>LAT 6X4 S/A MOUNTS W/ 1" OFFSET - PR</b>	<b>\$409.00</b>	
<input type="checkbox"/>	195ZV17	LATERAL 6X4 W/ 1" OFFSET - PAIR	\$126.00
<input type="checkbox"/>	195ZS07	LATERAL SWING AWAY MOUNT - PAIR	\$283.00
<input type="checkbox"/>	<b>LAT 6X5 S/A MOUNTS W/ 1" OFFSET - PR</b>	<b>\$409.00</b>	
<input type="checkbox"/>	195ZV18	LATERAL 6X5 W/ 1" OFFSET - PAIR	\$126.00
<input type="checkbox"/>	195ZS07	LATERAL SWING AWAY MOUNT - PAIR	\$283.00
<input type="checkbox"/>	<b>LAT 6X6 S/A MOUNTS W/ 1" OFFSET - PR</b>	<b>\$409.00</b>	
<input type="checkbox"/>	195ZV19	LATERAL 6X6 W/ 1" OFFSET - PAIR	\$126.00
<input type="checkbox"/>	195ZS07	LATERAL SWING AWAY MOUNT - PAIR	\$283.00

CHEST STRAP			
<input type="checkbox"/>	195ZR03	Padded Chest Strap	\$283.00

Swing Away Knee Adductor Supports			
<i>Available only with Fixed and Power Center Mount Legrests.</i>			
<i>Not available with Dual Post Arm Rests or 2-point Locking Cantilever Arms</i>			
<b>Knee Adductor Supports - LEFT (choose Pad and Arm)</b>		<b>\$996.00</b>	
<b>Pad Size</b>			
<input type="checkbox"/>	195KB5	Knee Adductor Pad SM- Left	\$215.00
<input type="checkbox"/>	195KB7	Knee Adductor Pad LG- Left	\$215.00
<b>S/A Arm Size</b>			
<input type="checkbox"/>	195XX04	Swing Away Short - Left	\$283.00
<input type="checkbox"/>	195XX06	Swing Away Long - Left	\$283.00
<b>Pad Size</b>			
<input type="checkbox"/>	195KB6	Knee Adductor Pad SM- Right	\$215.00
<input type="checkbox"/>	195KB8	Knee Adductor Pad LG- Right	\$215.00
<b>S/A Arm Size</b>			
<input type="checkbox"/>	195XX05	Swing Away Short - Right	\$283.00
<input type="checkbox"/>	195XX07	Swing Away Long - Right	\$283.00

Long Thigh Support w/Removable Mount			
<i>Available with Cantilever Arms, NA with Manual Recline Back, Dual Post, Single Post or Cantilever w/ 2 pt Locking arms.</i>			
<input type="checkbox"/>	<b>SPOT Long Thigh Support - Left</b>	<b>\$409.00</b>	
<input type="checkbox"/>	195TV2	Long Thigh Support - Left	\$126.00
<input type="checkbox"/>	195TX1	Removable Mount - Left	\$283.00
<input type="checkbox"/>	<b>SPOT Long Thigh Support - Right</b>	<b>\$409.00</b>	
<input type="checkbox"/>	195TV1	Long Thigh Support - Right	\$126.00
<input type="checkbox"/>	195TX2	Removable Mount - Right	\$283.00

## 13. \*\* ARMREST AND ARMPAD OPTIONS for ASAP II

Cantilever Armrest Mounting			
<b>Cantilever Armrests</b>			
<i>(Adjustable length arm pad included (choose Pad setting below, except for Low Arm Option) NA with Manual Recline Back</i>			
<input type="checkbox"/>	195EG12	<b>STD Cantilever Arm 9"-12" Ht Range</b>	N/C
<input type="checkbox"/>	195EG13	<b>Low Cantilever Arm 7"-10" Ht Range</b> (Choose ASAPII pad type and size below)	N/C
<input type="checkbox"/>	195EG10	<b>Standard Cantilever Arm w/ 2 Point Locking Post.</b> (9"-10" Ht Range.) NA w/ seat depths below 16"	N/C
<input type="checkbox"/>	195EG11	<b>Standard Cantilever Arm w/ 2 Point Locking Post.</b> (11"-12" Ht Range.) NA w/ seat depths below 16"	N/C

Single - Dual Post Armrest Mounting			
<b>Single Post Armrests</b>			
<input type="checkbox"/>	195EG14	Single Post Height Adjustable - Std.	N/C
<input type="checkbox"/>	195EG15	Single Post Height Adjustable - Low	N/C

Dual Post Armrests			
<input type="checkbox"/>	195EG09	Shrt Dual Post Flip Back HT Adj 10"-15"	N/C
<input type="checkbox"/>	195EG23	Lng Dual Post Flip Back HT Adj 10"-15"	N/C

Pad Type / Size Options for Dual Post / Single Post / Low Cantilever				
Left Arm Pad (N/C)		Right Arm Pad (N/C)		
<input type="checkbox"/>	195AE01	Desk Length Waterfall (10")	<input type="checkbox"/>	N/C
<input type="checkbox"/>	195AE02	Full Length Waterfall (14") NA w/Low Cantilever arm	<input type="checkbox"/>	N/C
<input type="checkbox"/>	195AE03	Desk Length Standard (10")	<input type="checkbox"/>	N/C
<input type="checkbox"/>	195AE04	Full Length Standard (14") NA w/Low Cantilever arm	<input type="checkbox"/>	N/C

Cantilever Armpad				
<b>Pad Setting Options for Standard Cantilever Arm</b>				
<b>Left Arm Pad (Std)</b>		<b>Right Arm Pad (Std)</b>		
<input type="checkbox"/>	195AE11	Full Length Cantilever (14")	<input type="checkbox"/>	195AB11
<input type="checkbox"/>	195AE10	Desk Length Cantilever (10")	<input type="checkbox"/>	195AB10

\* Required Selection for all models

\*\* Required Selection with ASAP II seating

\*\*\* Required Selection with Captains Seating



**15. HANGERS AND FOOTRESTS**

**Swing-away Hangers**

**Non-Powered Swing Away Legrests**

*Sold as Pairs*

<input type="checkbox"/>	195H2	70° Swing Away (B)	N/C
<input type="checkbox"/>	195H6	90° Swing Away (B) (5.5-9")	\$263.00
<input type="checkbox"/>	195H138	Manual ELR S/A (B) (Avail. with Fixed Centermount, choose below)	\$352.00

**Power Elevating Legrests (2 Actuators)**

<input type="checkbox"/>	195H126	Swing Away Power ELR w/ Articulation Pair (B footplates) (N/A for 12" or 13" wide)	\$2,987.00
--------------------------	---------	--	------------

**Swing Away Footplates**

<input type="checkbox"/>		<b>B - Adult Angle Adjust w/Heel Loop for use with 70° hanger and ELR (Pair)</b>	<b>\$205.00</b>
	195F282	Adult Angle Adjustable Footplate	\$205.00
	195HL10	Heel Loop	N/C
<input type="checkbox"/>		<b>B - Adult Angle Adjust w/Heel Loop for use with 90° hanger (Pair)</b>	<b>\$205.00</b>
	195F285	Adult Angle Adjustable Footplate	\$205.00
	195HL10	Heel Loop	N/C
<input type="checkbox"/>		<b>C - Kids Angle Adjust w/Leg Strap for use with 70° hanger (Pair)</b>	<b>\$205.00</b>
	195F283	Kids Angle Adjustable Footplate	\$205.00
	195LS13	Leg Strap	N/C
<input type="checkbox"/>		<b>C - Kids Angle Adjust w/Leg Strap for use with 80° and 90° hanger(Pair)</b>	<b>\$205.00</b>
	195F286	Kids Angle Adjustable Footplate	\$205.00
	195LS13	Leg Strap	N/C
<input type="checkbox"/>	195F279	Omit Footplate and extension tube	

**Omit Hangers.**

<input type="checkbox"/>	195H144	Omit Hangers	-\$15.00
--------------------------	---------	--------------	----------

**Hanger Extensions. (See range listed in matrix below)**

*NOTE: Not all extension tube will be available; depending on the seat height, some extension tube options may not offer enough ground clearance.*

<input type="checkbox"/>	195E16	High Mount Hanger	\$84.00
<input type="checkbox"/>	195E1	Short	N/C
<input type="checkbox"/>	195E2	Medium	N/C
<input type="checkbox"/>	195E5	Long	N/C

**Footrest Accessories**

<input type="checkbox"/>	1955A01	Toe Loop (Pair) Only avail on (opt B).	\$37.00
<input type="checkbox"/>	195LS14	Extra Leg Strap	\$53.00

**Centermount Legrests**

**Non-Powered Center Mount Legrests**

**Fixed Center Mount Legrests (includes footplate)  
Plus options below**

<input type="checkbox"/>	195H134	Fixed Center ASAP II Mount Short	N/C
<input type="checkbox"/>	195H135	Fixed Center ASAP II Mount Long	N/C

**Angle Adjustable Center Mount Legrests for ASAP II**

<input type="checkbox"/>	195H104	Angle adjustable Center mount Med (L.) Independent leg length and angle adjustable	\$381.00
<input type="checkbox"/>	195H108	Angle adjustable Center mount Large (L.) Independent leg length and angle adjustable	\$381.00

**Power Centermount (2 Actuators)**

<input type="checkbox"/>	195H127	Power Centermount ELR w/7.5" Power Articulation (F) Centermount footplates plus Custom Options Below	\$2,987.00
--------------------------	---------	--	------------

**Power Centermount Footplate Extension Option (For Thru-Drive Operation)**

<input type="checkbox"/>	195IE01	<b>Enable</b> 7.5" Powered footplate extension for transfer assist. (Electronics programmed to allow footplates to be extended <u>with or without</u> legrest being raised)	\$1,545.00
<input type="checkbox"/>	195IE02	<b>Disable</b> Footplate extension for transfers. (Electronics programmed to <u>ONLY</u> extend footplates when legs are raised.)	N/C

**Centermount Footplates**

<input type="checkbox"/>		<b>F - Centermount Dual Footplate (Pair)</b> (Individually Height (3"-19") and Angle Adjustable)	
	195F315	CMT Angle Adjustable Footplates	\$247.00
<input type="checkbox"/>		<b>I - Angle adj Centermount Footplate pair</b>	
	195F125	Angle Adjustable Footplates	\$206.00

Hanger Type	Lower Leg Length Matrix (measured seat pan to the top of the footplate surface)					Footplate Matrix			
	Standard	High Mount	Short	Medium	Long	B	F	I	
70° Swing Away		7"-14"	13.5"- 16"	16"-18.5"	18"-20.5"	X			
90° Swing Away		5.5-9" Footplate mounts to front of hanger.					X		
Manual ELR S/A			12.5"-17"	14.5"-19"	17"-21"	X			
Power ELR S/A			12"-14"	14"-17"	16.5"-19"	X			
Fixed Cntrmnt ASAP			12.5"-15.5"		14.5"-19.5"			Single Footplate	
Angle Adj Cntrmnt				3"-13"	3"-15"			X	
Power Cntrmnt	3"-19"						X		

## 15. ACCESSORIES

### Wheelchair Tray Table

<input type="checkbox"/>	1957A01	TRAY TABLE SM TUFFAK 12"-14" PWR	\$331.00
<input type="checkbox"/>	1957A02	TRAY TABLE MED TUFFAK 15"-17" PWR	\$331.00
<input type="checkbox"/>	1957A03	TRAY TABLE LRG TUFFAK 18"-20" PWR	\$331.00

### Backpack

<input type="checkbox"/>	195A1	Black Utility	\$55.00
--------------------------	-------	---------------	---------

### Accessories

<input type="checkbox"/>	1958A09	Ram Phone Mount on Round JS tube	\$67.00
<input type="checkbox"/>	1958A10	Ram Tablet Mount on Round JS tube	\$268.00
<input type="checkbox"/>	1958A11	Ram Cup holder	\$67.00
<input type="checkbox"/>	1958A12	Switch-it Remote Stop Switch	\$1,200.00

### Positioning Belt - Select for any style seat

<input type="checkbox"/>	195EJ01	Auto Style Buckle	N/C
<input type="checkbox"/>	195EJ02	Belt 2" Aircraft Buckle	\$163.00
<input type="checkbox"/>	195EJ03	Belt 2" Aircraft Buckle Padded	\$178.00

### Mounting Accessories (available with All Seats)

*Only one accessory can be mounted at a time.*

<input type="checkbox"/>	195A603	Cane/Crutch Holder	\$100.00
<input type="checkbox"/>	195A604	O2 holder	\$100.00
<input type="checkbox"/>	195A605	Walker holder	\$100.00