



Quickie 7^{RS}

September 2016

EIR11

Mark For: Date: _____ Dealer Acct #: _____ Dealer: _____ Dealer Contact: _____ Dealer Address: _____ Dealer City: _____ PR: _____ PC: _____ Dealer Phone: () _____ Fax: () _____ Confirmation Email: _____ Confirm Via: <input type="checkbox"/> Fax <input type="checkbox"/> Email	Submitting for: <input type="checkbox"/> Quote <input type="checkbox"/> Order PO#: _____ <p style="text-align: center;">ADDITIONAL SHIPPING INFORMATION</p> Ship To: _____ Attention: _____ Address: _____ Address: _____ Ship To City: _____ PR: _____ PC: _____ Ship To Phone: () _____ Fax: () _____
---	--

✓	Option #	Definition	Price	✓	Option #	Definition	Price
---	----------	------------	-------	---	----------	------------	-------

1. FRAME

Base Model			
<input type="checkbox"/>	132WM89	Quickie 7 ^{RS} - Welded (265 lbs) <i>Use E1235 for sizes 14" or less</i>	\$4,017.00

Performance Package <i>(No substitutions, discount given on separate line)</i>			
<input type="checkbox"/>	132QD01	Single Sided Fork	\$152.00
		Ultra Lightweight Wheel	\$310.00
		Schwalbe Marathon Plus Evolution	\$137.00
		Compact Wheel Lock	\$142.00
		Retail Value	\$741.00
		Package Price	\$609.00

Ultra Lite Package <i>(No substitutions, discount given on separate line)</i>			
<input type="checkbox"/>	132QD02	Ultra Lite Seat Sling	\$137.00
		Ultra Lightweight Wheel	\$310.00
		Schwalbe Speed Run Tire	\$142.00
		Compact Wheel Lock	\$142.00
		Retail Value	\$731.00
		Package Price	\$599.00

Frame Angle			
<i>See FIGURE 1. Measure from front frame to floor.</i>			
<input type="checkbox"/>	132FA1	75°	NC
<input type="checkbox"/>	132FA8	80°	NC
<input type="checkbox"/>	132FA2	85°	NC

Frame Inset Per Side			
<i>See FIGURE 2. Frame Inset is the distance from the outside of the seat tube to the outside of the footrest.</i>			
<input type="checkbox"/>	132FF1	0"	NC
<input type="checkbox"/>	132FF2	1" (NA w/ 12" wide)	NC
<input type="checkbox"/>	132FF3	2" (NA with 12" & 13" wide)	NC

Frame Style			
<i>See FIGURE 3. Measurement for set up.</i>			
<input type="checkbox"/>	132FS9	Standard	NC
<input type="checkbox"/>	132FS34	Classic	NC

**Standard Frame - Seat Sling to front frame bend angle is 1.5" shorter than the classic position. Classic Frame - Traditional seat sling to front frame bend angle dimensions. Front of back cane post to front edge of seat sling will remain the same for both Standard and Classic.*

Frame - Direct Mount Wheel Lock (Optional)			
<i>No mounting clamp hardware. Only available with Compact Wheel Lock and 0° & 3° Camber. Not available with mountain tires or rear suspension.</i>			
<input type="checkbox"/>	132WH13	Direct Mount Wheel Lock	NC

Figure 1

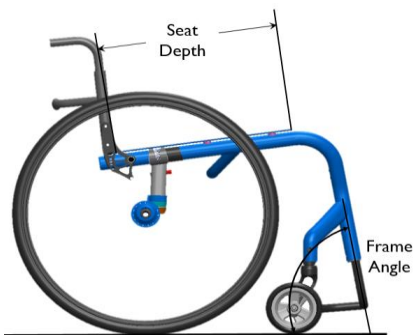


Figure 2

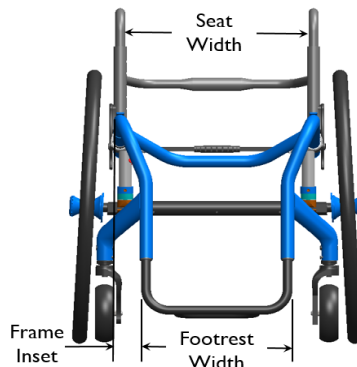


Figure 3



2. SIZE / SEATING

Seat Width

See **FIGURE 4** Measure from outside of seat tube to the outside of opposite seat tube.

<input type="checkbox"/>	132S3	12"	NC	<input type="checkbox"/>	132S8	17"	NC
<input type="checkbox"/>	132S4	13"	NC	<input type="checkbox"/>	132S9	18"	NC
<input type="checkbox"/>	132S5	14"	NC	<input type="checkbox"/>	132S10	19"	NC
<input type="checkbox"/>	132S6	15"	NC	<input type="checkbox"/>	132S48	20"	\$268.00
<input type="checkbox"/>	132S7	16"	NC			(E2201)	

Seat Depth

See **FIGURE 5** Measure from front of back post to front edge of seat sling. Seat sling is 1" shorter than depth ordered, but actual seat depth will remain the same as ordered.

<input type="checkbox"/>	132SD5	12"	NC	<input type="checkbox"/>	132SD10	17"	NC
<input type="checkbox"/>	132SD6	13"	NC	<input type="checkbox"/>	132SD11	18"	NC
<input type="checkbox"/>	132SD7	14"	NC	<input type="checkbox"/>	132SD12	19"	NC
<input type="checkbox"/>	132SD8	15"	NC	<input type="checkbox"/>	132SD13	20"	\$268.00
<input type="checkbox"/>	132SD9	16"	NC			(E2203)	

Seating Systems

<input type="checkbox"/>	132OP01	Standard Seat Sling	NC
<input type="checkbox"/>	132OP02	Ultra Seat Sling Available 14" to 18" Widths and Depths. Ultra Seat Sling will be ~1/4" less than requested seat height value.	\$137.00
<input type="checkbox"/>	132OP04	Omit Seat Sling	NC

Cushion

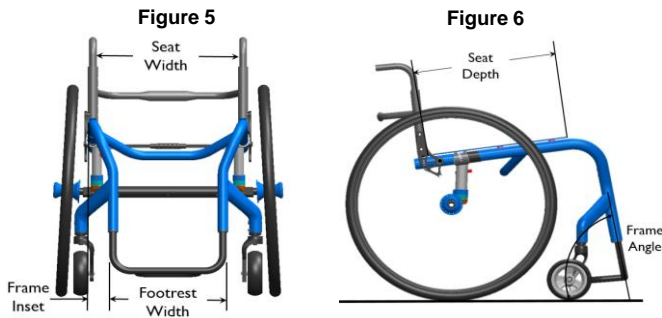
<input type="checkbox"/>	132CU1	2" Cushion	\$163.00
--------------------------	--------	------------	----------

JAY Cushions (Optional)

To order any JAY cushions on-chair, please see the JAY price list.

Cushion name or part number must be filled out with desired width and depth

<input type="checkbox"/>	132JC20	JAY Bundled Cushion	Price List
		Cushion Name or Part #	
		Width: _____	Depth: _____

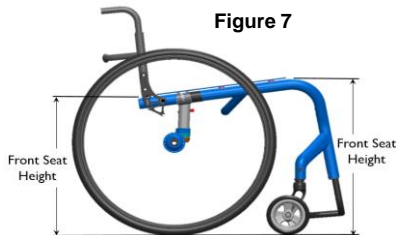


3. CASTERS / SEAT HEIGHT

Front Seat Height

See **FIGURE 6** Measure from the front of the seat rail to the floor.

<input type="checkbox"/>	132SH14	16.0"	NC	<input type="checkbox"/>	132SH20	18.5"	NC
<input type="checkbox"/>	132SH15	16.5"	NC	<input type="checkbox"/>	132SH21	19.0"	NC
<input type="checkbox"/>	132SH16	17.0"	NC	<input type="checkbox"/>	132SH23	19.5"	NC
<input type="checkbox"/>	132SH17	17.5"	NC	<input type="checkbox"/>	132SH24	20.0"	NC
<input type="checkbox"/>	132SH18	18.0"	NC	<input type="checkbox"/>	132SH26	20.5"	NC
				<input type="checkbox"/>	132SH27	21.0"	NC



Caster Wheels

<input type="checkbox"/>	132CW1	3" Micro	NC
<input type="checkbox"/>	132CW3	4" Low Profile Polyurethane	NC
<input type="checkbox"/>	132CW31	4" Micro Lighted	\$95.00
<input type="checkbox"/>	132CW72	4" x 1" Aluminum Poly	\$63.00
<input type="checkbox"/>	132CW44	4" x 1.25 Semi Pneumatic	NC
<input type="checkbox"/>	132CW64	4" x 1.5" Aluminum Soft Roll	\$95.00
<input type="checkbox"/>	132CW5	5" Low Profile Polyurethane	NC
<input type="checkbox"/>	132CW51	5" Micro Lighted	\$95.00
<input type="checkbox"/>	132CW6	5" Soft Roll (Grey) -NA w/Frog Legs	\$110.00
<input type="checkbox"/>	132CW65	5" x 1" Aluminum Poly	\$95.00
<input type="checkbox"/>	132CW7	5" x 1.5" Semi Pneumatic	\$95.00
<input type="checkbox"/>	132CW66	5" x 1.5" Aluminum Soft Roll	\$95.00
<input type="checkbox"/>	132CW34	6" Poly	NC
<input type="checkbox"/>	132CW33	6" Pneumatic	\$95.00
<input type="checkbox"/>	132CW35	6" x 1.5" Semi Pneumatic	\$95.00
<input type="checkbox"/>	132CW68	6" x 1.5" Aluminum Soft Roll	\$95.00

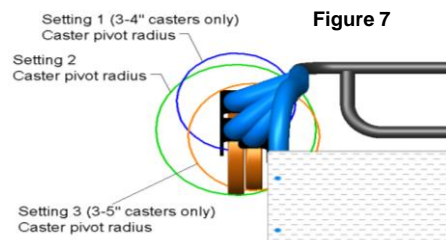
Caster Fork and Suspension

<input type="checkbox"/>	132CF65	Multiple Position	NC
<input type="checkbox"/>	132CF69	Multiple Position Single Sided Fork	\$152.00
<input type="checkbox"/>	132CF53	Frog Legs 0 weight to 100 lbs.	\$500.00
<input type="checkbox"/>	132CF54	Frog Legs 101 lbs. weight to 190 lbs.	\$500.00
<input type="checkbox"/>	132CF55	Frog Legs 191 lbs. weight to 265 lbs.	\$500.00

Caster Housing Position

See **FIGURE 7**

<input type="checkbox"/>	132LH01	Setting 1 Suggested for 3" & 4" casters. For 2" Inset NA w/ setting 1	NC
<input type="checkbox"/>	132LH02	Setting 2 Suggested for 5" & 6" casters.	NC
<input type="checkbox"/>	132LH03	Setting 3 NA w/ 6" casters	NC



4. REAR WHEELS / SEAT HEIGHT

Rear Seat Height

RSH 13"-15.5" only w/ 20" Rear Wheel.

RSH 15"-15.5" Only w/ 20, 22 or 24" w/HP Clincher Rear Wheel.

RSH 16"-16.5" NA w/ 24, 25 & 26" Rear Wheels and Rear Suspension

<input type="checkbox"/>	132RH11	13.0" (NA w/ Rear Suspension)	NC
<input type="checkbox"/>	132RH12	13.5" (NA w/ Rear Suspension)	NC
<input type="checkbox"/>	132RH13	14.0"	NC
<input type="checkbox"/>	132RH14	14.5"	NC
<input type="checkbox"/>	132RH15	15.0"	NC
<input type="checkbox"/>	132RH16	15.5"	NC
<input type="checkbox"/>	132RH17	16.0"	NC
<input type="checkbox"/>	132RH18	16.5"	NC
<input type="checkbox"/>	132RH19	17.0"	NC
<input type="checkbox"/>	132RH26	17.5"	NC
<input type="checkbox"/>	132RH20	18.0"	NC
<input type="checkbox"/>	132RH27	18.5"	NC
<input type="checkbox"/>	132RH21	19.0"	NC
<input type="checkbox"/>	132RH37	19.5"	NC
<input type="checkbox"/>	132RH22	20.0" (NA w/ Rear Suspension)	NC

Front to Rear Seat Height Matrix

12" Seat Depth	2.5" Max Front to Rear Seat Hgt.
13", 14" Seat Depth	3.0" Max Front to Rear Seat Hgt.
15", 16" Seat Depth	3.5" Max Front to Rear Seat Hgt.
17", 18" Seat Depth	4.0" Max Front to Rear Seat Hgt.
19", 20" Seat Depth	4.5" Max Front to Rear Seat Hgt.

Camber

See **FIGURE 8**

<input type="checkbox"/>	132CI1	0°	NC
<input type="checkbox"/>	132CI2	3°	NC
<input type="checkbox"/>	132CI4	6° (NA w/ 5 spk MAG Wheels)	NC

Rear Wheel

Ultra Lightweight only available w/ Aluminum Handrim. Contact Built 4 Me for Spinergy color options.

<input type="checkbox"/>	132RW103	20" Mag Wheel 5 Spoke	NC
<input type="checkbox"/>	132RW104	22" Mag Wheel 5 Spoke	NC
<input type="checkbox"/>	132RW102	24" Mag Wheel 5 Spoke	NC
<input type="checkbox"/>	132RW90	20" Lite Spoke	\$278.00
<input type="checkbox"/>	132RW91	22" Lite Spoke	\$278.00
<input type="checkbox"/>	132RW92	24" Lite Spoke	NC
<input type="checkbox"/>	132RW93	25" Lite Spoke	NC
<input type="checkbox"/>	132RW94	26" Lite Spoke	\$110.00
<input type="checkbox"/>	132RW06	22" Ultra Lightweight Spoke Wheel	\$310.00
<input type="checkbox"/>	132RW10	24" Ultra Lightweight Spoke Wheel	\$310.00
<input type="checkbox"/>	132RW16	25" Ultra Lightweight Spoke Wheel	\$310.00
<input type="checkbox"/>	132RW28	22" Spinergy SPOX Black Spokes	\$751.00
<input type="checkbox"/>	132RW95	24" Spinergy SPOX Black Spokes	\$751.00
<input type="checkbox"/>	132RW96	25" Spinergy SPOX Black Spokes	\$751.00
<input type="checkbox"/>	132RW97	26" Spinergy SPOX Black Spokes	\$751.00
<input type="checkbox"/>	132RW32	22" Spinergy LX Black Spokes	\$966.00
<input type="checkbox"/>	132RW98	24" Spinergy LX Black Spokes	\$966.00
<input type="checkbox"/>	132RW99	25" Spinergy LX Black Spokes	\$966.00
<input type="checkbox"/>	132RW40	26" Spinergy LX Black Spokes	\$966.00
<input type="checkbox"/>	132RW50	24" Mountain	\$342.00
<input type="checkbox"/>	132RW107	24" Topolino Carbon Red Nip Whl	\$966.00
<input type="checkbox"/>	132RW108	24" Topolino Carbon Yellow Nip Whl	\$966.00
<input type="checkbox"/>	132RW109	25" Topolino Carbon Red Nip Whl	\$966.00
<input type="checkbox"/>	132RW110	25" Topolino Carbon Yellow Nip Whl	\$966.00

Rear Wheel Tire

<input type="checkbox"/>	132RT1	Pneumatic	NC
<input type="checkbox"/>	132RT2	Pneumatic Airless Insert	\$215.00
<input type="checkbox"/>	132RT3	Full Poly Tire	NC
<input type="checkbox"/>	132RT38	SHOX Performance Poly	\$126.00
<input type="checkbox"/>	132RT39	High-Pressure Clincher Black	\$90.00
<input type="checkbox"/>	132RT21	Schwalbe Marathon Plus Evolution	\$137.00
<input type="checkbox"/>	132RT27	Knobby V-TRAK by Kenda	\$105.00
<input type="checkbox"/>	132RT12	Mountain <i>Only available in 24"</i>	\$105.00
<input type="checkbox"/>	132RT28	Schwalbe Speed Run Tire	\$142.00

Handrim

Natural Fit Handrims only available in 22", 24", & 25"

Natural Fit w/ 5 spoke MAG only available in 24". See APPENDIX 11 for matrix

<input type="checkbox"/>	132HR1	Aluminum Anodized	NC
<input type="checkbox"/>	132HR4	Plastic Coated <i>NA w/ 25" & 26" Lite Spoke Wheels</i>	\$137.00
<input type="checkbox"/>	132HR22	Natural Fit - Standard Grip	\$336.00
<input type="checkbox"/>	132HR23	Natural Fit - Super Grip	\$378.00
<input type="checkbox"/>	132HR25	Natural Fit - No Thumb Grip	\$452.00
<input type="checkbox"/>	132HR30	Natural Fit LT - Standard Grip	\$452.00
<input type="checkbox"/>	132HR31	Natural Fit LT - Super Grip	\$515.00
<input type="checkbox"/>	132HR32	Natural Fit LT - No Thumb Grip	\$386.00
<input type="checkbox"/>	132HR26	The Surge - Oval w/Gription Strip	\$433.00
<input type="checkbox"/>	132HR27	The Surge LT - Oval w/Gription Strip	\$474.00
<input type="checkbox"/>	132HR28	Q-Grip Neoprene Coated	\$391.00
<input type="checkbox"/>	132HR24	Spinergy Flex Rim <i>Only available on Spinergy LX wheels 24" & 25"</i>	\$610.00
<input type="checkbox"/>	132HR7	Omit Handrim <i>NA w/ Ultra Lightweight Wheels</i>	NC

Axle

<input type="checkbox"/>	132AX1	Quick Release Steel	NC
<input type="checkbox"/>	132AX13	Quad Quick Release Steel <i>Only available with Mountain Whls</i>	\$153.00

Axle Plate

<input type="checkbox"/>	132AL57	Active Rigid (.5" to 4") <i>Adjustment range 1/2" before and after in 1/4" increments except the .5" and 4" positions which are maxed</i>	NC
--------------------------	---------	---	----

Center of Gravity Preset

Measure from front of back post to the center of rear axle. No additional rearward adjustment when .5" chosen. No additional forward adjustment when 4" chosen.

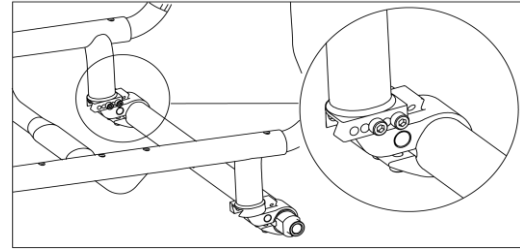
<input type="checkbox"/>	132CC1	.5"	NC
<input type="checkbox"/>	132CC2	1.0"	NC
<input type="checkbox"/>	132CC3	1.5"	NC
<input type="checkbox"/>	132CC4	2.0"	NC
<input type="checkbox"/>	132CC5	2.5"	NC
<input type="checkbox"/>	132CC6	3.0"	NC
<input type="checkbox"/>	132CC7	3.5"	NC
<input type="checkbox"/>	132CC8	4.0"	NC

4. REAR WHEELS / SEAT HEIGHT (CONT)

Tire	Wheel				
	5 Spoke Mag	Lite Spoke	Ultra Lightweight	Spinergey	Topolino
Pneumatic	20,22,24	20,22,24,26		22,24,26	
Pneumatic w Airless Insert	20,22,24	20,22,24,26		22,24,26	
Full Poly	20,22,24	20,22,24			
SHOX Performance Poly	20,22,24	20,22,24,25		24,25	
High-Pressure Clinch Blk		22,24,26	22,24	22,24,26	24
Schwalbe Marathon		24,25,26	22,24,25	24,25,26	24,25
Knobby V Trak by Kenda		24		24	
Schwalbe Speed Run		24,25	24,25	24,25	

20" = 451 mm 22" = 501 mm 24" = 540 mm 25" = 559 26" = 590

Figure 8



5. WHEEL LOCKS

Wheel Lock

Not all wheel locks available in all seat depths, wheel size, or COG

<input type="checkbox"/>	132WL1	High Mount Push	NC
<input type="checkbox"/>	132WL2	High Mount Pull	NC
<input type="checkbox"/>	132WL45	Ergo Scissor	NC
<input type="checkbox"/>	132WL30	Compact	\$142.00
<input type="checkbox"/>	132WL10	Omit Wheel Lock	NC

Wheel Lock Options

<input type="checkbox"/>	132WL12	Do Not Mount	NC
--------------------------	---------	--------------	----

Extension Handle

Ext. handles only available with high mount push or pull wheel locks

<input type="checkbox"/>	132EH7	Extension Handle (Pair)	\$63.00
--------------------------	--------	-------------------------	---------

6. FOOTREST OPTIONS

Footrest

Angle Adjustable Flip Back NA w/ 19-20 wide w/ 0" inset. Some Flip back configurations won't allow 2" ground clearance and will need to raise up.

Flip back not available Caster setting 1 & 2" inset.

<input type="checkbox"/>	132F229	Aluminum Tubular	NC
<input type="checkbox"/>	132F274	Aluminum Tubular w/ Snap On Cover	\$37.00
<input type="checkbox"/>	132F276	Angle Adjustable Flip Back	\$215.00
<input type="checkbox"/>	132F325	Angle Adjustable FB Carbon Fiber	\$232.00
<input type="checkbox"/>	132F51	Platform Footrest	\$95.00
<input type="checkbox"/>	132F111	Ultra Lite Platform Footrest NA w/ 14" wide and 2" inset, NA w/ 19-20 wide w/ 0" inset	\$142.00
<input type="checkbox"/>	132F323	Platform Carbon Fiber footrest Not available on 19"-20" W	\$180.00

Adaptive Platform Spacer

NA with Aluminum Tubular or Ultra Lite Platform.

<input type="checkbox"/>	132AD1	Adaptive Platform 2" Spacer	\$158.00
<input type="checkbox"/>	132AD2	Adaptive Platform 4" Spacer	\$158.00
<input type="checkbox"/>	132AD3	Adaptive Platform 6" Spacer	\$158.00

Footrest Options

<input type="checkbox"/>	132DI08	High Mount Ext Tubes (NA w/ Tubular footrest)	\$72.00
<input type="checkbox"/>	132DI03	Leg Strap	\$53.00
<input type="checkbox"/>	132DI04	Extra Leg Strap	\$53.00
<input type="checkbox"/>	132DI05	Gel Hanger Cover	\$108.00
<input type="checkbox"/>	132DI07	Neoprene Impact Guards	\$53.00
<input type="checkbox"/>	132DI02	Wear Pads	\$42.00
<input type="checkbox"/>	132DI06	Position Plates NA for Tubular Footrest	\$68.00

7. BACKREST

Back Type

See **FIGURE 9** Choose backrest position. 0° Equal is perpendicular to floor, + means forward

<input type="checkbox"/>	132BT97	Active Fixed Backrest	NC
		Setting <input type="checkbox"/> -4 <input type="checkbox"/> -2 <input type="checkbox"/> 0 <input type="checkbox"/> +2 <input type="checkbox"/> +4	

Ultra Lightweight Aluminum Fixed Backrest

Select back height. 8", 9", or 10" only available with omit push handles.

17", 18", or 19" only available with fold down push handles

<input type="checkbox"/>	132BB21	8"	NC	<input type="checkbox"/>	132BB17	14"	NC
<input type="checkbox"/>	132BB20	9"	NC	<input type="checkbox"/>	132BB18	15"	NC
<input type="checkbox"/>	132BB13	10"	NC	<input type="checkbox"/>	132BB19	16"	NC
<input type="checkbox"/>	132BB14	11"	NC	<input type="checkbox"/>	132BB10	17"	\$95.00
<input type="checkbox"/>	132BB15	12"	NC	<input type="checkbox"/>	132BB11	18"	\$95.00
<input type="checkbox"/>	132BB16	13"	NC	<input type="checkbox"/>	132BB12	19"	\$95.00

Towel Bar

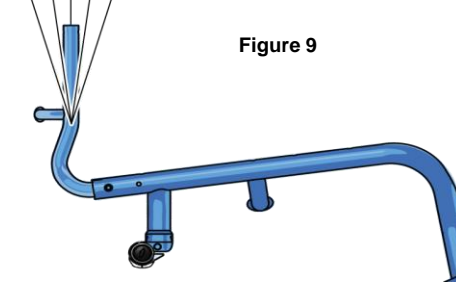
<input type="checkbox"/>	132QT01	Standard Style - 4" Offset	NC
<input type="checkbox"/>	132QT02	Low Profile - 2" Offset Limited w/Solid Backs, Not suggested with 19" & 20" wide	\$58.00

Push Handles

<input type="checkbox"/>	132PH5	Fold Down Push Handles NA w/ 8"-10" fixed height NA w/ standard upholstery	\$147.00
<input type="checkbox"/>	132PH2	Omit Push Handles	NC

-4° -2° 0° +2° +4°

Figure 9



7. BACKREST (CONT)

Backrest Upholstery			
<input type="checkbox"/>	132BU1	Standard Upholstery	NC
<input type="checkbox"/>	132BU88	Standard Upholstery EXO	\$65.00
<input type="checkbox"/>	132BU70	Backrest Tension Adj Ballistic Nylon <i>*Reference 186BU70 for billing</i>	\$315.00
<input type="checkbox"/>	132BU71	Backrest Tension Adj 3DX Vented <i>*Reference 186BU71 for billing</i>	\$368.00
<input type="checkbox"/>	132BU89	Backrest Tension Adj EXO <i>*Reference XXXBU89 for billing</i>	\$390.00
<input type="checkbox"/>	132BU14	Omit Back Upholstery	NC

NEW!

JAY J3 Back			
<input type="checkbox"/>	132JB01	J3 Back <i>To order a J3 Back please select Omit Back Upholstery. See J3 Back Order Form for Part #'s.</i>	Price List

Military Service Patches			
<input type="checkbox"/>	132VU1	US Marines Patch	NC
<input type="checkbox"/>	132VU2	US Army Patch	NC
<input type="checkbox"/>	132VU3	US Navy Patch	NC
<input type="checkbox"/>	132VU4	US Air Force Patch	NC
<input type="checkbox"/>	132VU12	Coast Guard Patch	NC
<input type="checkbox"/>	132VU5	Purple Heart Patch	NC
<input type="checkbox"/>	132VU8	Purple Heart with Marines Patch	NC
<input type="checkbox"/>	132VU9	Purple Heart with Army Patch	NC
<input type="checkbox"/>	132VU10	Purple Heart with Navy Patch	NC
<input type="checkbox"/>	132VU11	Purple Heart with Air Force Patch	NC
<input type="checkbox"/>	132VU13	Purple Heart with Coast Guard Patch	NC

8. ARMREST / SIDEGUARDS

Armrest - Height Adjustable			
<input type="checkbox"/>	132AA11	Single Post Height Adjustable - Std <i>Range 8" - 13". Adjust in 1" increments</i>	\$295.00
<input type="checkbox"/>	132AA29	Single Post Height Adjustable - Low <i>Range 6.5" - 10.5". Adjust in 1" increments</i>	\$295.00

Armpad - For Height Adjustable			
<input type="checkbox"/>	132AM23	Desk Length (10") <i>Classic</i>	NC
<input type="checkbox"/>	132AM21	Desk Length (10") <i>Contour</i>	NC
<input type="checkbox"/>	132AM24	Full Length (14") <i>Classic</i>	NC
<input type="checkbox"/>	132AM22	Full Length (14") <i>Contour</i>	NC

Side Guards			
<i>Increases overall width of chair. Some interference may exist w/ padded SA arms at lowest settings Not available w/Height Adjustable Arms</i>			
<input type="checkbox"/>	132SG33	Plastic Standard	\$163.00
<input type="checkbox"/>	132SG29	Plastic Low	\$163.00
<input type="checkbox"/>	132SG35	Aluminum NA w/High Push or Pull <i>Wheel Locks</i>	\$368.00
<input type="checkbox"/>	132SG36	Aluminum w/ Fender NA w/ High Push <i>or Pull Wheel Locks</i>	\$431.00
<input type="checkbox"/>	132SG12	Carbon Fiber NA w/ High Push or Pull <i>Wheel Locks</i>	\$447.00
<input type="checkbox"/>	132SG41	Carbon Fiber Long w/LG Fender <i>NA w/High Push or Pull Wheel Locks</i>	\$582.00

Side Guard - Color Option			
<i>Available with Aluminum or Aluminum with Fender. Not applicable to carbon fiber options</i>			
<input type="checkbox"/>	132GE01	Black	NC
<input type="checkbox"/>	132GE02	Matching Frame- Standard Colors	NC
<input type="checkbox"/>	132GE03	Matching Frame- Custom Color	\$63.00

9. KEY OPTIONS AND ACCESSORIES

Anti Tips			
<i>Anti Tip Single Side NA 12W-14W range. NA w/Xtender</i>			
<input type="checkbox"/>	132AT37	Anti Tips (Pair)	\$105.00
<input type="checkbox"/>	132AT14	Anti Tip Single Side - Flip Up	\$225.00
<input type="checkbox"/> Left <input type="checkbox"/> Right (Facing from rear)			

NEW!

Additional Pack Accessories			
<input type="checkbox"/>	132A1	Backpack - Adult	\$97.00
<input type="checkbox"/>	132A2	Backpack - Kids	\$100.00
<input type="checkbox"/>	1321A01	Seat Pouch Black	\$73.00

Positioning Belt			
<input type="checkbox"/>	132A824	Belt 2" Aircraft Buckle	\$121.00
<input type="checkbox"/>	132A825	Belt 2" Aircraft Buckle Padded	\$178.00
<input type="checkbox"/>	132A826	Belt 1.5" Auto Buckle Universal	\$79.00
<input type="checkbox"/>	132A804	Positioning Belt Clamps Only	\$65.00

Spoke Guards			
<i>Only available with Lite spoke</i>			
<input type="checkbox"/>	1324A01	Quickie Black Spoke Guard	\$137.00
<input type="checkbox"/>	1324A02	Quickie Clear Spoke Guard	\$137.00

Miscellaneous			
<input type="checkbox"/>	132A2100	Crutch Holder	\$100.00
<input type="checkbox"/>	1328A21	Tool Kit	\$37.00

10. COLOR

Standard Frame Color

<input type="checkbox"/>	132C140	Aztec Gold	NC
<input type="checkbox"/>	132C118	Bead Blast	NC
<input type="checkbox"/>	132C2	Black (Not avail as base w/Zebra)	NC
<input type="checkbox"/>	132C141	Black Cherry	NC
<input type="checkbox"/>	132C10	Black Opal	NC
<input type="checkbox"/>	132C38	Blue Opal	NC
<input type="checkbox"/>	132C36	Candy Blue	NC
<input type="checkbox"/>	132C14	Candy Purple	NC
<input type="checkbox"/>	132C35	Candy Red	NC
<input type="checkbox"/>	132C142	Electric Blue	NC
<input type="checkbox"/>	132C143	Evergreen	NC
<input type="checkbox"/>	132C44	Glossy White - Limited Edition	NC
<input type="checkbox"/>	132C126	Glow	NC
<input type="checkbox"/>	132C144	Green Apple	NC
<input type="checkbox"/>	132C147	Hot Sparkle Pink	NC
<input type="checkbox"/>	132C148	Mauve Pink	NC
<input type="checkbox"/>	132C103	Rootbeer	NC
<input type="checkbox"/>	132C114	Sparkle Silver	NC
<input type="checkbox"/>	132C145	Sunrise Orange	NC
<input type="checkbox"/>	132C113	Titanium Color Paint	NC
<input type="checkbox"/>	132C8	Yellow	NC

Matte Frame Colors

<input type="checkbox"/>	132C116	Matte Black	NC
<input type="checkbox"/>	132C151	Matte Black Cherry	NC
<input type="checkbox"/>	132C150	Matte Electric Blue	NC
<input type="checkbox"/>	132C149	Matte Evergreen	NC
<input type="checkbox"/>	132C152	Matte Purple	NC


Frame Graphics

Graphic designs on front frame tubes. NA with transit & Matte Black Cherry.

NA w short height frames

<input type="checkbox"/>	1328A24	Bloom	\$361.00
<input type="checkbox"/>	1328A25	Dragon	\$361.00
<input type="checkbox"/>	1328A26	Ghost Flames	\$361.00
<input type="checkbox"/>	1328A27	Retro Squares	\$361.00
<input type="checkbox"/>	1328A28	Tribal	\$361.00

Bloom design



Dragon design



Ghost Flames design



Retro Squares design



Tribal design



Custom Frame Color

<input type="checkbox"/>	132C112	Desert Camouflage	\$320.00
<input type="checkbox"/>	132C43	Mossy Oak Camouflage	\$320.00
<input type="checkbox"/>	132C42	Stars & Stripes	\$320.00
<input type="checkbox"/>	132C108	Zebra (Choose above base color) Std with White unless above base paint is chosen NA w/ Blk, Matte Black, Blk Opal, Titanium or Bead Blast)	\$320.00

Anodized Color Package

Forks, Backcane Bracket, Rear Axle Clamp. NA w/ Frog Legs and

<input type="checkbox"/>	132EB07	Black	NC
<input type="checkbox"/>	132EB08	Blue	\$184.00
<input type="checkbox"/>	132EB09	Lime Green	\$184.00
<input type="checkbox"/>	132EB10	Purple	\$184.00
<input type="checkbox"/>	132EB11	Red	\$184.00
<input type="checkbox"/>	132EB12	Ti Grey	\$184.00
<input type="checkbox"/>	132EB13	Gold	\$184.00

Built For Me

To inquire about any unique customization for Quickie products, contact:

Phone: (800) 333 - 4000, Option #3, Fax: (800) 333 9011



Commonly Requested Options Include:

- Swing Away Knee Adductors for Oval Tubing
- One Arm Drive
- Unilateral Wheel Locks
- Seat Pan
- Caster Pin Lock
- Grade Aids
- Active Rigid w/Folding Back
- Spinergy Color Spokes
- Custom color casters (Alum soffroll only)
- 24",25" Glance wheels
- Lifestyle custom paint package (see website)



11. APPENDIX

Handrim & Wheel Matrix

Handrims	Wheels					
	5 Spoke Mag	Lite Spoke	Ultra Lightweight	Spinergy	Mountain	Topolino
Aluminum Anodized	20,22,24	20,22,24,26	22,24,25	22,24,25,26	24	24,25
Plastic Coat	20,22,24	22,24	N/A	22,24,25,26	24	24,25
Natural Fit - Standard Grip	24	22,24,25,26	N/A	22,24,25,26	N/A	24,25
Natural Fit - No Thumb Grip	24	22,24,25,26	N/A	22,24,25,26	N/A	24,25
Natural Fit - Super Grip	24	22,24,25,26	N/A	22,24,25,26	N/A	24,25
Natural Fit LT - Std Grip	24	22,24,25,26	N/A	22,24,25,26	N/A	24,25
Natural Fit LT - Super Grip	24	22,24,25,26	N/A	22,24,25,26	N/A	24,25
Natural Fit LT - No Thumb Grip	24	22,24,25,26	N/A	22,24,25,26	N/A	24,25
Surge - Oval w/Gription Strip	N/A	22,24,25,26	N/A	22,24,25,26	N/A	24,25
Surge LT - Oval w/Gription Strip	N/A	22,24,25,26	N/A	22,24,25,26	N/A	24,25
Q Grip Neoprene Coated	N/A	24,25	N/A	24,25	N/A	24,25
Spinergy Flex Rim	N/A	N/A	N/A	24,25	N/A	N/A
Omit Handrim	20,22,24	N/A	N/A	22,24,25,26	24	24,25

