



Quickie QX Quickship

November 2016

Account: _____
 Date: _____
 PO#: _____
 Buyer: _____
 Marked For: _____

Ship To: _____
 Name: _____
 Address: _____
 City, Province, Postal Code: _____
 Phone: _____

Hemi Height Frame 1 Includes:		Retail
196WM94	Quickie QX	\$1,750.00
196FS30	Hemi Frame	STD
196CW7	5" x 1.5" Semi Pneumatic	\$95.00
196CF71	3.5" Caster Fork	NC
196CS1	Standard Caster Stem Bolt	NC
196E2	Medium Extension Tubes	NC
196F3	Aluminum Angle Adjustable Footplate	\$152.00
196HL12	Heel Loops	NC
196RT3	Full Polyurethane Rear Tire	NC
196HR1	Aluminum Anodized Handrim	NC
196WL1	Push-To-Lock Wheel Locks	NC
196EH7	Wheel Lock Extensions	\$63.00
196AX1	Quick Release Axle	NC
196AA65	Flip Back Height Adjustable LITE (10"-15") Inc. clothing guard	\$331.00
196AM24	Full Length Armrest Pad	NC
196B9	Back Height Tall (18" - 22") NEW	NC
196PH6	Integral Push Handles	NC
196BU1	Standard Back Upholstery	NC
196SL1	Seat Sling Standard	NC
196AT1	Rear Anti Tippers	\$105.00
196C2	Black Frame Colour	NC

Hemi Height Frame 2 Includes:		Retail
196WM94	Quickie QX	\$1,750.00
196FS30	Hemi Frame	STD
196CW35	6" x 1.5" Semi Pneumatic	\$95.00
196CF12	5.25" Caster Fork	NC
196CS1	Standard Caster Stem Bolt	NC
196E2	Medium Extension Tubes	NC
196F3	Aluminum Angle Adjustable Footplate	\$152.00
196HL12	Heel Loops	NC
196RT3	Full Polyurethane Rear Tire	NC
196HR1	Aluminum Anodized Handrim	NC
196WL1	Push-To-Lock Wheel Locks	NC
196EH7	Wheel Lock Extensions	\$63.00
196AX1	Quick Release Axle	NC
196AA65	Flip Back Height Adjustable LITE (10"-15") Inc. clothing guard	\$331.00
196AM24	Full Length Armrest Pad	NC
196B9	Back Height Tall (18" - 22") NEW	NC
196PH6	Integral Push Handles	NC
196BU1	Standard Back Upholstery	NC
196SL1	Seat Sling Standard	NC
196AT1	Rear Anti Tippers	\$105.00
196C2	Black Frame Colour	NC

FRAME WIDTH (SELECT ONE)

- 196W7 16" Frame Width NC
- 196W9 18" Frame Width NC
- 196W11 20" Frame Width \$268.00

SEAT DEPTH (SELECT ONE)

- 196SD9 16" Seat Depth only available w/ 16" width+18" width NC
- 196SD11 18" Seat Depth NC
- 196SD13 20" Seat Depth only available w/ 18" width+20" width \$268.00

Rear Wheel Size

- 196RW103 20" Mag Wheel 5 Spoke NC
- 196RW104 22" Mag Wheel 5 Spoke NC

Front Hangers

- 196H145 60° Swing In/Out Hanger NC

FRAME WIDTH (SELECT ONE)

- 196W7 16" Frame Width NC
- 196W9 18" Frame Width NC
- 196W11 20" Frame Width \$268.00

SEAT DEPTH (SELECT ONE)

- 196SD9 16" Seat Depth only available w/ 16" width+18" width NC
- 196SD11 18" Seat Depth NC
- 196SD13 20" Seat Depth only available w/ 18" width+20" width \$268.00

Rear Wheel Size

- 196RW103 20" Mag Wheel 5 Spoke NC
- 196RW104 22" Mag Wheel 5 Spoke NC

Front Hangers

- 196H145 60° Swing In/Out Hanger NC
- 196H139 70° Swing In/Out Hanger NC

SEAT HEIGHT MATRIX

	Hemi Frame 1	Hemi Frame 2
Front STFH Available	13"	15" / 15.5"




JAY® Bundling Quickship

HEADREST


14" Plush Pad	
	P1400L <input type="checkbox"/> \$225

OR

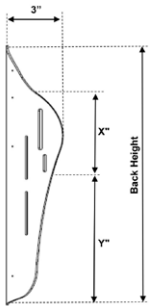
Adjust-A-Plush Standard	
	P8088L <input type="checkbox"/> \$365

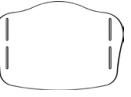
Lin X Core Mount & Hardware	
	LX7000Q <input type="checkbox"/> \$149 *No tools required

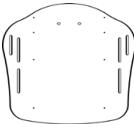
AND

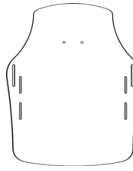
Detachable Mounting Bracket	
	M2300 <input type="checkbox"/> \$234

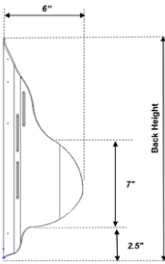
BACK

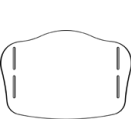


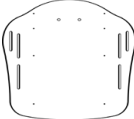
Mid Thoracic (MT)	Width	15.0" (Height)
	16"	J3PLMTT16SH <input type="checkbox"/> \$793
	18"	J3PLMTT18SH <input type="checkbox"/> \$793
	20"	J3PLMTT20SH <input type="checkbox"/> \$793

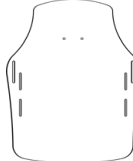
Upper Thoracic (UT)	Width	18.0" (Height)
	16"	J3PLUTM16SH <input type="checkbox"/> \$867
	18"	J3PLUTM18SH <input type="checkbox"/> \$867
	20"	J3PLUTM20SH <input type="checkbox"/> \$867

Shoulder Height (SH)	Width	21.0" (Height)
	16"	J3PLSHS16SH <input type="checkbox"/> \$893
	18"	J3PLSHS18SH <input type="checkbox"/> \$893
	20"	J3PLSHS20SH <input type="checkbox"/> \$893





Mid Thoracic (MT)	Width	15.0" (Height)
	16"	J3PDMTT16SH <input type="checkbox"/> \$876
	18"	J3PDMTT18SH <input type="checkbox"/> \$876
	20"	J3PDMTT20SH <input type="checkbox"/> \$876

Upper Thoracic (UT)	Width	18.0" (Height)
	16"	J3PDUTM16SH <input type="checkbox"/> \$951
	18"	J3PDUTM18SH <input type="checkbox"/> \$951
	20"	J3PDUTM20SH <input type="checkbox"/> \$951

Shoulder Height (SH)	Width	21.0" (Height)
	16"	J3PDSHS16SH <input type="checkbox"/> \$1,020
	18"	J3PDSHS18SH <input type="checkbox"/> \$1,020
	20"	J3PDSHS20SH <input type="checkbox"/> \$1,020

CUSHION

JAY Fusion Cushion	
	JFUSIONXXYY Note: XX= Width and YY = Depth
	XX: _____ <input type="checkbox"/> Fluid OR
	YY: _____ <input type="checkbox"/> Air single valve <input type="checkbox"/> Reduced profile

JAY Union Cushion	
	JUXXYY Note: XX= Width and YY = Depth
	XX: _____ <input type="checkbox"/> Reduced profile
	YY: _____

POSITIONING

<input type="checkbox"/>	JARM18F	Arm Trough 18" Long w/Fx Mnt Hdw	\$310
<input type="checkbox"/>	JARM22F	Arm Trough 22" Long w/Fx Mnt Hdw	\$310
<input type="checkbox"/>	JARM18SA	Arm Trough 18" Long w/ SA Hdw	\$310
<input type="checkbox"/>	JARM22SA	Arm Trough 22" Long w/ SA Hdw	\$310
<input type="checkbox"/>	JFOOTSS	Footbox Single Std Ht	\$330
<input type="checkbox"/>	JFOOTST	Footbox Single Tall Ht	\$330
<input type="checkbox"/>	JFOOT16S	Full Foot Box 16w Std Ht.	\$450
<input type="checkbox"/>	JFOOT18S	Full Foot Box 18w Std Ht.	\$450
<input type="checkbox"/>	JFOOT20S	Full Foot Box 20w Std Ht.	\$475

<input type="checkbox"/>	JFOOT16T	Full Foot Box 16w Tall Ht.	\$510
<input type="checkbox"/>	JFOOT18T	Full Foot Box 18w Tall Ht.	\$510
<input type="checkbox"/>	JFOOT20T	Full Foot Box 20w Tall Ht.	\$585
<input type="checkbox"/>	PLS3010	Padded Calf Panel - Small (14 W)	\$174
<input type="checkbox"/>	PLS3020	Padded Calf Panel - Medium (16 W)	\$174
<input type="checkbox"/>	PLS3030	Padded Calf Panel - Large (18 W)	\$174
<input type="checkbox"/>	APB7242	1.5' Belt - Small	\$155
<input type="checkbox"/>	APB7243	1.5' Belt - Medium	\$155
<input type="checkbox"/>	APB7244	1.5' Belt - Large	\$155